



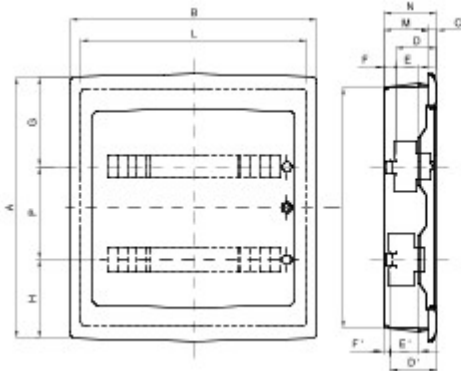
The IP40 protected flush mounting enclosures are available in sizes from 8 to 72M and are equipped with screw multipolar terminal blocks, 80 A IP 20. They are available with a smoked transparent door (particularly suitable for the commercial and industrial sector) or a blank door (ideal for domestic application); the terminal blocks allow to create simple and neat wiring reducing the set-up time of the enclosure.

Insulation class	II (according to IEC 61140 standards)	Colour	White RAL 9016
Outer dim. LxHxD (mm)	465x505x85	IP degree	IP40
Installation	For brick wall	Dispersible power (W)	52
Mechanical resistance	IK08	Rated voltage	400 V
Door colour	Blank	Terminal blocks	80 A - IP20 bipolar holes with screws
No. of modules EN 50022	36 (18x2)	Rated current	125 A
Glow Wire Test	650 °C	Operating temperature	-15 ÷ +60°C
Type of material	Halogen-free in compliance with EN 60754-2	Electrocod	0311
Thermo-pressure with ball	70 °C	Standard	EN 60670-1 (CEI 23-48) IEC60670-24 CEI 23-49
Insulation voltage	750 V	Pole 1 (mm²)	N/E 2x[(3x16) + (17x10)]
Pole 2 (mm²)	N/E 2x[(3x16) + (17x10)]		

BEHAVIOUR WITH CHEMICAL AND ATMOSPHERIC AGENTS

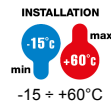
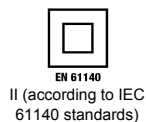
Saline solution	Acids		Bases		Solvents				Mineral oil	UV rays
	Concentrated	Diluted	Concentrated	Diluted	Hexane	Benzol	Acetone	Ethyl alcohol		
Resistant	Not resistant	Limited resistance	Not resistant	Limited resistance	Resistant	Not resistant	Not resistant	Limited resistance	Limited resistance	Limited resistance

DIMENSIONAL



		A	B	C	N	D	E	F	G	H	P	D	E	F	I	L	M
24M	GW 40 606	420	330	16	101	75	48	17	148	122	60	-	-	-	380	290	85
	GW 40 886																
36M	GW 40 609	505	465	16	101	75	48	17	175	155	175	-	-	-	465	427	85
	GW 40 889																
54M	GW 40 610	680	465	25	120	75	48	37	175	155	175	101	74	11	630	415	95
	GW 40 890																
72M	GW 40 611	880	465	25	120	75	48	37	175	155	175	101	74	11	805	415	95
	GW 40 891																

TECHNICAL SYMBOLOGY



STANDARDS/APPROVALS

