


### ESALITE FL



Industrial LED lighting fixture made of die-cast EN AB 46100 aluminium with polyester powder coating. Correct illumination is provided by an optical system composed of different versions of lenses and sealed by an extra-clear tempered glass of 4mm. Silicone gaskets, Goretex breathing and anti-condensation device, waterproof connector for 1.5 mm<sup>2</sup> cables and stainless steel external screws. Integrated suspension fixing system thanks to a ring made directly in the die-cast aluminium. The die-cast aluminium structure guarantees optimal performance conditions both at Ta25° and Ta50° thanks to specific thermal sizing tests. The correct heat dispersion inside ESALITE is guaranteed by the special passive heat sink with a very low copper content that offers high qualitative and quantitative performances.

#### GENERAL INFORMATION

Context	Industry, Logistic, Façade, Sport
Luminaire	LED luminaire with mid and high lumen power
panoları	İç / Dış
Unique digital code (Datamatrix)	Datamatrix
Renk	Gri RAL 9006
Işık kaynağı tipi	LED - değiştirilemez
Sistem gücü	125 W
LED Lifetime	L90B10 (Tq 25°) 100000 h; L90B10 (Tq 50°) 55000 h
Ağırlık (kg)	9.5

#### OPTIC AND ILLUMINATING FEATURES

Optik	Wide 90°
Unified Glare Rating	UGR ≤ 22
Lümen çıkışı (lm)	14400
Efficiency (lm/W)	115
Renk Sıcaklık	4000 K
Color Rendering Index	CRI>80
Standard Deviation Colour Matching	SDCM = 3
Photobiological Risk Class	-
Standart	EN60598-1; EN60598-2-5; IEC 62778; IEC62471

Garanti	5 yıl
Depolama sıcaklığı	-25°C ÷ +70°C / HR 10% ÷ 85%
Operating temperature	-25°C ÷ +50°C

#### MATERIALS

Body	Alüminyum pres döküm
Ekran tipi	Flat tempered glass 4mm
Optic	PMMA lens
Gasket	CNC deposited sealant
Locking Hook	-
External screw	Stainless steel
Colour	Polyester powder coated

#### STANDARDS AND APPROVALS

Sınıflandırma	-
Yüzey sıcaklığı azaltılmış cihaz	-
DIN 18032-3 belgesi	Hayır
IPEA	-
Yalıtım sınıfı	I
IP derecesi	IP66
Direnç dayanıklı	IK08
Akkor Tel Deneyi:	-

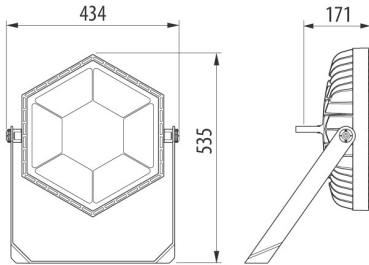
#### ELETRICAL AND LIGHTING FEATURES

besleme voltaj	220-240 V
Nominal frekans (Hz)	50/60 Hz
Driver	Included
Driver failure rate	F10 = 100.000h Tq25°C/50.000h Tq50°C
Overvoltage protection	DM 6KV / CM 8KV
Control System	DALI

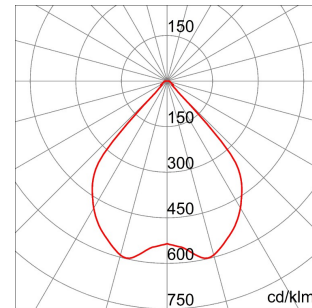
#### INSTALLATION AND MAINTENANCE

Mouting and installation	Bracket
Tilt	With graduated fixing bracket
Wiring	With watertight connector
çin	-
Optic Maintenance	Not available
LED Maintenance	Not available
Driver Box	Yerleşik
Rüzgara maruz maksimum yüzey	0,13 m <sup>2</sup>

#### DIMENSIONAL



#### PHOTOMETRIC DISTRIBUTION



#### TECHNICAL SYMBOLOGY



IP

IP66

IK

IK08

GWT

-

#### STANDARDS/APPROVALS



Data, measures, designs and pictures are for information purpose only, last update 01/03/2021. They can be changed at any moment, therefore it is always recommended to read the last updated version published on the website [www.gewiss.com](http://www.gewiss.com). Lumen output and system power are subject to a tolerance of +/- 10%. Unless stated otherwise, the values apply to an ambient temperature of 25°C. Terms of warranty at <https://www.gewiss.com/it/en/company/landingpage/led-warranty>. - 1 of 2



Product Data Sheet  
GWS6434GD

ESALITE FL

