


ESALITE HB



Industrial LED lighting fixture made of die-cast EN AB 46100 aluminum with polyester powder coating. Correct illumination is provided by an optical system composed of different versions of lenses and sealed by an extra-clear tempered glass of 4mm. Silicone gaskets, Goretex breathing and anti-condensation device, 2 waterproof connectors for 1.5 mm² cables and stainless steel external screws. Integrated suspension fixing system thanks to a ring made directly in the die-cast aluminum. The die-cast aluminum structure guarantees optimal performance conditions both @ Ta25 ° and @ Ta50 ° thanks to specific thermal sizing tests. The correct heat dispersion inside ESALITE is guaranteed by the special passive heat sink with a very low copper content that offers high qualitative and quantitative performances.

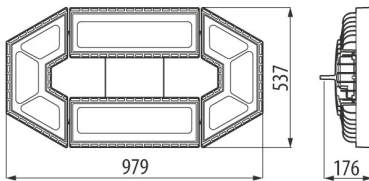
GENERAL INFORMATION

Context	Logistics and industrial manufacturing lighting
Luminaire	LED Industrial Reflector
Zastosowanie	Wewnętrzny/Zewnętrzny
Unique digital code (Datamatrix)	Datamatrix
Kolor	Szary RAL 9006
Rodzaj źródła światła	Dioda LED - Niewymienna
Moc	420 W
LED Lifetime	L90B10 (Tq 25°) 100000 h; L90B10 (Tq 50°) 55000 h
Masa (kg)	22.5
Gwarancja	5 lat
Temperatura przechowywania	-25°C + +70°C / HR 10% + 85%
Operating temperature	-25°C + +50°C
MATERIALS	
Body	Aluminium odlewane ciśnieniowo
Typ osłony	Flat tempered glass 4mm
Optic	PMMA lens
Gasket	CNC deposited sealant
Locking Hook	-
External screw	Stainless steel
Colour	Polyester powder coated
STANDARDS AND APPROVALS	
Klasyfikacja	-
Urządzenie z ograniczoną temperaturą powierzchni	-
Świadectwo wg DIN 18032-3	Tak
IPEA	-
Klasa Izolacji	I
Ochrona IP	IP66
Odporność na wstrząsy	IK08
Próba rozżarzoną drutem	-

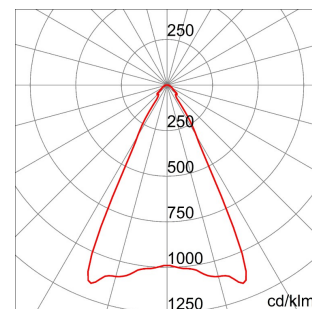
OPTIC AND ILLUMINATING FEATURES

Optyka	Średni 60°
Unified Glare Rating	UGR ≤ 28
Moc z oprawy (lm)	43500
Efficiency (lm/W)	104
Temperatura Barwowa	5700 K
Color Rendering Index	CRI>80
Standard Deviation Colour Matching	SDCM = 3
Photobiological Risk Class	RG0
Norma	EN60598-1; IEC 62778; IEC62471
ELETRICAL AND LIGHTING FEATURES	
Zasilanie wyjściowe	220-240 V
Prąd częstotliwość (Hz)	50/60 Hz
Driver	Included
Driver failure rate	F10 = 100.000h Tq25°C/50.000h Tq40°C
Overvoltage protection	DM 6KV / CM 8KV
Control System	DALI
INSTALLATION AND MAINTENANCE	
Mouting and installation	Suspended
Tilt	Not possible
Wiring	With watertight connector
Mocowanie	-
Optic Maintenance	Not available
LED Maintenance	Not available
Driver Box	Wbudowana
Maksymalna powierzchnia wystawiona na działanie wiatru	0
-	-
-	-
-	-

DIMENSIONAL



PHOTOMETRIC DISTRIBUTION



TECHNICAL SYMBOLOGY



IP

IP66

IK

IK08

GWT

-

STANDARDS/APPROVALS

