


ESALITE HB



Industrial LED lighting fixture made of die-cast EN AB 46100 aluminum with polyester powder coating. Correct illumination is provided by an optical system composed of different versions of lenses and sealed by an extra-clear tempered glass of 4mm. Silicone gaskets, Goretex breathing and anti-condensation device, 2 waterproof connectors for 1.5 mm² cables and stainless steel external screws. Integrated suspension fixing system thanks to a ring made directly in the die-cast aluminum. The die-cast aluminum structure guarantees optimal performance conditions both @ Ta25 ° and @ Ta50 ° thanks to specific thermal sizing tests. The correct heat dispersion inside ESALITE is guaranteed by the special passive heat sink with a very low copper content that offers high qualitative and quantitative performances.

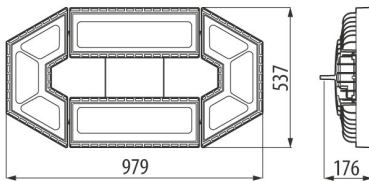
GENERAL INFORMATION

Context	Logistics and industrial manufacturing lighting
Luminaire	LED Industrial Reflector
Zastosowanie	Wewnętrzny/Zewnętrzny
Unique digital code (Datamatrix)	Datamatrix
Kolor	Szary RAL 9006
Rodzaj źródła światła	Dioda LED - Niewymienna
Moc	420 W
LED Lifetime	L90B10 (Tq 25°) 100000 h; L90B10 (Tq 50°) 55000 h
Masa (kg)	22.5
Gwarancja	5 lat
Temperatura przechowywania	-25°C + +70°C / HR 10% + 85%
Operating temperature	-25°C + +50°C
MATERIALS	
Body	Aluminium odlewane ciśnieniowo
Typ osłony	Flat tempered glass 4mm
Optic	PMMA lens
Gasket	CNC deposited sealant
Locking Hook	-
External screw	Stainless steel
Colour	Polyester powder coated
STANDARDS AND APPROVALS	
Klasyfikacja	-
Urządzenie z ograniczoną temperaturą powierzchni	-
Świadectwo wg DIN 18032-3	Tak
IPEA	-
Klasa Izolacji	I
Ochrona IP	IP66
Odporność na wstrząsy	IK08
Próba rozżarzoną drutem	-

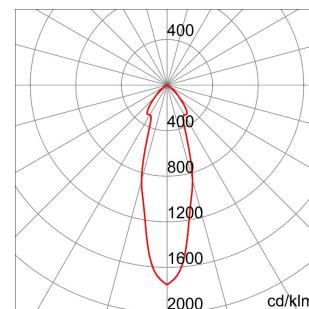
OPTIC AND ILLUMINATING FEATURES

Optyka	Narrow 30°
Unified Glare Rating	UGR ≤ 25
Moc z oprawy (lm)	43500
Efficiency (lm/W)	104
Temperatura Barwowa	5700 K
Color Rendering Index	CRI>80
Standard Deviation Colour Matching	SDCM = 3
Photobiological Risk Class	RG0
Norma	EN60598-1; IEC 62778; IEC62471
ELETRICAL AND LIGHTING FEATURES	
Zasilanie wyjściowe	220-240 V
Prąd częstotliwość (Hz)	50/60 Hz
Driver	Included
Driver failure rate	F10 = 100.000h Tq25°C/50.000h Tq40°C
Overvoltage protection	DM 6KV / CM 8KV
Control System	DALI
INSTALLATION AND MAINTENANCE	
Mouting and installation	Suspended
Tilt	Not possible
Wiring	With watertight connector
Mocowanie	-
Optic Maintenance	Not available
LED Maintenance	Not available
Driver Box	Wbudowana
Maksymalna powierzchnia wystawiona na działanie wiatru	0
-	-
-	-
-	-
-	-

DIMENSIONAL



PHOTOMETRIC DISTRIBUTION



TECHNICAL SYMBOLOGY



IP

IP66

IK

IK08

GWT

-

STANDARDS/APPROVALS



Data, measures, designs and pictures are for information purpose only, last update 10/05/2021. They can be changed at any moment, therefore it is always recommended to read the last updated version published on the website www.gewiss.com. Lumen output and system power are subject to a tolerance of +/- 10%. Unless stated otherwise, the values apply to an ambient temperature of 25°C. Terms of warranty at <https://www.gewiss.com/it/en/company/landingpage/led-warranty>. - 1 of 2

