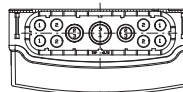
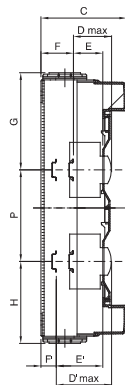
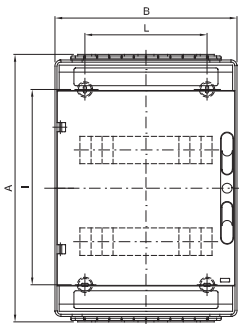




Duitse norm wandmontagekast voorzien van bipolaire klemmenblokken en twee uitwisselbare flenzen (2 flenzen met uitbrekelementen).

| | | | |
|----------------------------------|---------------------|----------------------------------|---|
| Isolatie klasse | II | Kleur | Grijs RAL 7035 |
| Buitenste afm. LxHxD (mm) | 298 x 420 x 140 | IP graad | IP65 |
| Installatie | Wandmontage | Mechanische weerstand | IK07 |
| Deur kleur | Gerookt transparant | Klemmenblok N (mm ²) | (3x25) + (10x10) |
| Klemmenblok T (mm ²) | (3x25) + (10x10) | Aant. modules EN 50022 | 24 (12x2) |
| Gloeidraadtest | 750 °C | Standaard | IEC EN 60670-1; IEC EN 60670-24; DIN VDE 0603-1 |
| Bedrijfstemperatuur | -25 +60 °C | Thermodruk met kogel | 70 °C |
| Pool 1 (mm ²) | N (3x35) + (10x10) | Pool 2 (mm ²) | E (3x35) + (10x10) |

DIMENSIONAL



| | | | |
|-----|-----|-----|-----|
| 1 | 2 | 3 | 4 |
| M16 | M20 | M25 | M32 |

| | Codice | A | B | C | B | E | F | G | H | P | D'max | E' | F' | NR | I | L |
|-----|------------------------|-----|-----|-----|----|----|----|-------|-------|-----|-------|----|----|----|-----|-----|
| 12M | GW 40 113 GW 40 123 | 278 | | | | | | 126.5 | 151.5 | / | | | | | 161 | |
| 24M | GW 40 114 GW 40 124 | 438 | 298 | 140 | 75 | 48 | 48 | 156.5 | 131.5 | 150 | 102 | 75 | 21 | 4 | 320 | 200 |
| 36M | GW 40 115 GW 40 125 | 588 | | | | | | 156.5 | 131.5 | 150 | | | | | 494 | |

TECHNICAL SYMBOLOGY



II

IP

IP65

IK

IK07

GWT

750 °C



70 °C

STANDARDS/APPROVALS

