



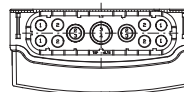
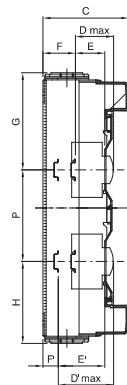
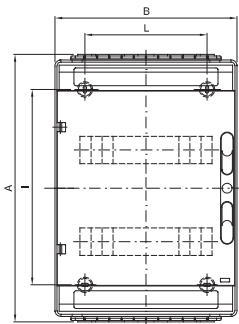
German standard wall mounting enclosure equipped with bipolar terminal blocks and two interchangeable flanges (2 flanges with knock-out elements).

| | | | |
|-------------------------------------|--------------------|-------------------------------------|---|
| Insulation class | II | Colour | Grey RAL 7035 |
| Outer dim. LxHxD (mm) | 298x420x140 | IP degree | IP65 |
| Installation | Wall mounting | Mechanical resistance | IK07 |
| Door colour | Smoked Transparent | Terminal block N (mm ²) | (3x25)+(10x10) |
| Terminal block T (mm ²) | (3x25)+(10x10) | No. of modules EN 50022 | 24 (12X2) |
| Glow Wire Test | 750 °C | Standard | IEC EN 60670-1; IEC EN 60670-24; DIN VDE 0603-1 |
| Operating temperature | -25 +60 °C | Thermo-pressure with ball | 70 °C |
| Pole 1 (mm ²) | N (3x35) + (10x10) | Pole 2 (mm ²) | E (3x35) + (10x10) |

BEHAVIOUR WITH CHEMICAL AND ATMOSPHERIC AGENTS

| Saline solution | Acids | | Bases | | Solvents | | | | Mineral oil | UV rays |
|-----------------|---------------|--------------------|--------------------|---------------|--------------------|---------------|---------------|--------------------|--------------------|-----------|
| | Concentrated | Diluted | Concentrated | Diluted | Hexane | Benzol | Acetone | Ethyl alcohol | | |
| Resistant | Not resistant | Limited resistance | Limited resistance | Not resistant | Limited resistance | Not resistant | Not resistant | Limited resistance | Limited resistance | Resistant |

DIMENSIONAL



| | | | |
|-----|-----|-----|-----|
| 1 | 2 | 3 | 4 |
| M16 | M20 | M25 | M32 |

| | Codice | A | B | C | B | E | F | G | H | P | D'max | E' | F' | NR | I | L |
|-----|------------------------|-----|-----|-----|----|----|----|-------|-------|-----|-------|----|----|----|-----|-----|
| 12M | GW 40 113 GW 40 123 | 278 | | | | | | 126.5 | 151.5 | / | | | | | 161 | |
| 24M | GW 40 114 GW 40 124 | 438 | 298 | 140 | 75 | 48 | 48 | 156.5 | 131.5 | 150 | 102 | 75 | 21 | 4 | 320 | 200 |
| 36M | GW 40 115 GW 40 125 | 588 | | | | | | 156.5 | 131.5 | 150 | | | | | 494 | |

TECHNICAL SYMBOLOGY



II

IP

IP65

GWT

750 °C

INSTALLATION



-25 +60 °C



70 °C

IK07

STANDARDS/APPROVALS

