

DIY Catalogue



2024-25

GEWISS

Innovation, our history

We have a great passion: **innovation**.

A calling that turns into a steady force for change, a predisposition for excellence that demands imagination, knowledge, entrepreneurship and enthusiasm: qualities that form part of our history and that have enabled us to grow, demonstrating our capacity to “**look beyond**”.



Vision

To be a leading company in our industry providing **meaningful innovation for the community**.

Mission

Creating values for our **customers** and our **staff** providing innovative and scalable solutions for buildings, industries and infrastructures, connecting people and things, while improving the safety and the quality of life, driven by **integrity**, culture of **excellence** and **sustainability**.

Values



Integrity

For us integrity is the base on which coworkers, customers and stakeholders build **relationships** and **trust**. It means to be accountable, reliable and **driven by strong ethical principles**.



Excellence

Our culture of excellence is driven by a relentless tension to **improve and reach challenging goals**, creating every day something better than the day before, exploring innovative solutions and **enhancing our potential**.



Sustainability

We act to reduce waste and manage efficiently **human, natural and financial resources**. we aim to create value for our **people, customers, communities and future generations**.

The sense of our time



1983
IPORTO CERVO
CONVENTION
International vision and
coloured plastic launch



1988
LISTING ON THE MILAN
STOCK EXCHANGE
Foundation of the brand's
internationalisation



1995
DEVELOPMENT AS
A MANAGEMENT CONSTANT
Continuous investments in technological
research & training



1970
YEAR OF
FOUNDATION
The first plant in
Cenate Sopra



1987
CYCLING
SPONSORSHIPS
A new way to tell
the success stories



1992
NEW HEADQUARTERS
Increase in production
capacity & quality



1997
EXPANDING
INTERNATIONALLY
Acquisition of new
production sites

Over **50 years** in the electrical industry

The world is our home

We believe the world is full of stories and constant transformations. A place that offers **unlimited opportunities**.

Our DNA is made up of precision, transparency and respect for the environment, radiating and thriving in each of the **Group's subsidiaries** and **production sites**.

We are over **2,250 employees**, operating in **more than 100 countries** around the world, organized in 5 clusters, **WEST EUROPE & AMERICAS (WEA)**, **DACH**, **NORTH & EAST EUROPE (NEE)**, **HIGH GROWTH REGION (HGR)** and **ITALY**.

The **international network** allows us to bring out our personal resources, enhancing and mixing them with the experience and knowledge of everyone. We intend to expand our operations into other countries and develop other products and systems.






 **2,250** employees in the Group

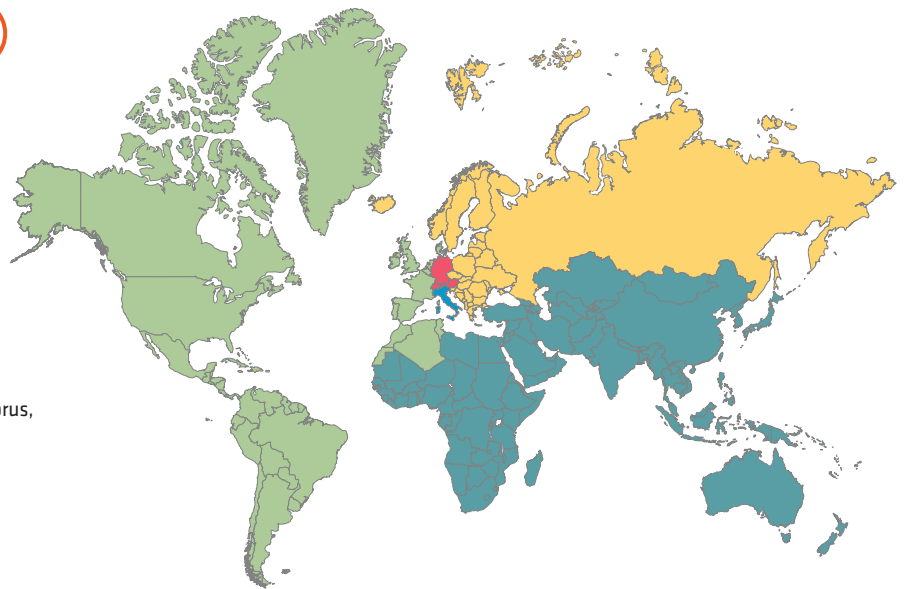
 **Present in 100 countries**

With Headquarters, subsidiaries, agencies & production sites **worldwide**

 **6 production facilities**
3 in Italy, 1 in Germany, 1 in Portugal & 1 in France

International locations

-  **West Europe & Americas (WEA)**
Spain, France (with Franco Africa), UK, Benelux, Ireland, Latin, Central & North America.
-  **Dach**
Germany, Switzerland, Austria.
-  **Italy**
-  **North & East (NEE)**
Romania, Poland, Hungary, Czech Republic, Greece, Cyprus, Malta, Russia, Ukraine, Nordics, Baltics, Balkans and Armenia.
-  **High Growth Region (HGR)**
Middle East, Turkey, Azerbaijan, Kazakhstan, Israel & Palestine, Africa (except Franco Africa), India, Far East, Oceania.



2000
LOGISTIC HUB
OPENING
New 85,000 sqm
computerized
warehouse



2015
OFFICIAL SPONSOR
OF EXPO 2015
Our solutions to represent
Italian excellence



2021
GEWISS SOLUTIONS
AND SERVICES
A new business model
to offer scalable and
cross-functional solutions



2006
LAUNCH OF CHORUS
RANGE
International home
automation system



2019
ATLANTA FOOTBALL
CLUB PARTNERSHIP
Gewiss connection with
sport and the local
community



2022
PERFORMANCE IN LIGHTING
JOINS THE GEWISS GROUP
Acquisition of new market
shares in lighting sector

Sustainability Project:

The future of tomorrow is built today.

We have chosen to develop a **responsible business model** which fosters behaviours which **respect both people and the environment**, implementing our **Sustainability Project**.

In line with the 3 fundamental pillars of sustainability (Society, Environment and Economy) we have identified our own pillars: **Strategic Approach, Business, Governance, Social, Environment, People**. For each of them, we have defined a set of priorities that we aim to achieve to create value for our company and along the entire value chain.

An important goal already reached is the achievement, at the end of 2020, of the **ISO 50001** certification, which validates our **efficient management of resources** and the positive consequences in terms of **energy saving** and **environmental sustainability**.



“ The approach to **sustainability** taken by **GEWISS** envisages **strong cohesion and synergy with the Company Mission**. **GEWISS'** goal through its day to-day activities is to **create shared value for all stakeholders**, along the entire **value chain**, in all the territories in which it operates, **pursuing sustainable development** and promoting innovations that **substantially improve daily life**. ”



**GEWISS Experience Centre:
A technical & innovative concept.**

An **interactive meeting space** where all the stakeholders can live the **GEWISS** world and its Solutions through an **immersive digital experience tailored to the market needs**.


We host an annual Calendar of **digital & events in presence**, training courses and customised events that will **develop business opportunities**, from **wholesaler** to **installer**, from **specifier, architect** to **consumer**. Media and academic audiences are also welcome to the facility.

Solutions that generate value

Innovation is never the end goal for us, but the medium through which we can **satisfy society's needs**.

We generate social and economic value for the company and for our representatives through **services and solutions that improve daily life**, reduce costs and respect the environment. This philosophy acts as a constant guide in the solutions we provide.

Our range has shifted **from products that present solutions to those that provide a service**, with five lines to cover every need: **Lighting, E-Mobility, Energy, Installation and Building**.





Key Applications

- 01. Commercial
- 02. Education
- 03. Residential
- 04. Architectural
- 05. Sport
- 06. Urban
- 07. Industrial



Lighting

Lighting the way to a **brighter future.**

Putting the spotlight on lighting quality, **creating lighting systems** for all spaces and environments.

Our **extensive experience** in the lighting sector, the **most advanced LED technologies** and brilliant Italian **design inspiration** - these are the three key elements that characterise GEWISS lighting solutions.

The perfect combination of **quality, beauty, efficiency** and **energy savings**.

AVAILABLE ON REQUEST



E-Mobility

Marking out the road to **Smart Mobility.**

'**Smart mobility**' is becoming a **major feature in all our lives**, definitively changing the way we move around and how we **imagine our daily trips**.

JOINON is our offer for charging all electric vehicles, that **includes both the technological infrastructure and its total management**, including technical assistance and maintenance.

From charging stations to the app, an **integrated service platform** that makes **environmental sustainability** a competitive success factor.





Energy

Managing energy **intelligently.**

Maximum synergy and integration between LV and modular switchboards and distribution boards.

A state-of-the-art energy management and **technologically advanced protection systems** can be created, delivering **quality, safety and functionality** with total freedom.



Installation

Connection & distribution system: **the heart of the GEWISS offer.**

Specialized, pioneering range of Industrial connections, including distribution boards, junction boxes, switch disconnectors and containment designed to **meet every possible need.**

The range offers a **complete, advanced system** of socket-outlets, plugs and interlocked socket-outlets that comply with the international standard **IEC 60309**, a system of wired and unwired boards complying with the **EN 61439** standard and a system for control and automation; from surface-mounting and flush-mounting enclosures to conduits, cable trays and installation supports.



Building

Your home in your hand: **connected Smart Living.**

The **Smart Living** concept describes the new way of living every aspect of everyday life in a **smart & dynamic way**, with particular attention to details.

With GEWISS this translates into a complete offer for Home and Building management, which fits harmoniously into the large **ecosystem of the Internet of Things.**

Advanced solutions but within everyone's reach, because they are **simple and intuitive.** Comfort, energy saving, safety, supervision and design. These are the keywords to describe the entire GEWISS system for **Home & Building Automation**, perfect for any residential and tertiary environment.



Products overview

46



pag. 16

40 CD



pag. 24

40 CDE



pag. 32

42 RV




pag. 40

44 CE



pag. 46

42 TV




pag. 56

GREEN WALL



pag. 62

40 CDi



pag. 70

48



pag. 78

24 SC



pag. 88

RK



pag. 92

FK




pag. 100

DF



pag. 108

PZ



pag. 114

GW FIT



pag. 118

90 RESTART



pag. 126

90 MCB



pag. 132

90 RCD



pag. 142

90 AM



pag. 154

90 PV



pag. 170

**CHORUSMART
PLATES**



pag. 176

**CHORUSMART
MODULAR DEVICES**



pag. 216

**SYSTEM
PLATES**



pag. 304

**SYSTEM
MODULAR DEVICES**



pag. 316

27 COMBI




pag. 352

**DAHLIA
PLATES**



pag. 360

**DAHLIA
MODULAR DEVICES**



pag. 367

28 SPIC



pag. 376

**JOINON
WALLBOX I-CON**



pag. 382

**JOINON
STATION I-ON**



pag. 386

**JOINON
SOCKET**



pag. 388

68 Q-MC



pag. 392

INSTALLATION

ENERGY

BUILDING

MOBILITY

Index

		Category	Range	Description	Page
INSTALLATION	WALL-MOUNTING ENCLOSURES		46	Watertight surface-mounting distribution and automation boards	16
			40 CD	Surface-mounting distribution boards and enclosures	24
			40 CDE	Enclosures and distribution boards for specific standards	32
			42 RV	Surface and flush-mounting watertight emergency enclosures	40
			44 CE	Technopolymer surface mounting watertight junction boxes	46
			42 TV	Multifunctional supporting bases	56
	FLUSH-MOUNTING ENCLOSURES		GREEN WALL	Flush-mounting system for plasterboard walls	62
			40 CDi	Flush-mounting distribution boards and enclosures	70
			48	Flush-mounting junction and modular boxes system	78
			24 SC	Flush mounting; surface or underfloor boxes	88
	CONDUITS AND ACCESSORIES FOR INSTALLATION		RK	Rigid protective conduit systems	92
			FK	Pliable protective conduit system	100
			DF	Flexible protective conduit systems	108
			PZ	Access chambers systems	114
			GW FIT	Accessories for electrical installation	118

		Category	Range	Description	Page
ENERGY	AUTOMATIC RECLOSING DEVICES		90 ReStart	Automatic reclosing devices	126
	CIRCUIT BREAKERS FOR CIRCUIT PROTECTION		90 MCB	Modular circuit breakers for circuit protection	132
	CIRCUIT BREAKERS FOR RESIDUAL CURRENT PROTECTION		90 RCD	Modular circuit breakers for residual current protection	142
	MODULAR ACCESSORIES		90 AM	Modular accessories	154
			90 PV	Products for photovoltaic systems	170

Category	Range	Description	Page	
BUILDING	CHORUSMART	DOMESTIC RANGE	ONE International plates	176
			GEO International plates	180
			EGO INTERNATIONAL plates	184
			LUX International plates	188
			ONE plates	194
			GEO plates	198
			EGO plates	202
			LUX plates	206
			Installation accessories	212
			White modular devices	216
			Satin white modular devices	234
			Satin Natural Beige modular devices	250
			Black modular devices	266
			Glossy titanium modular devices	284
			SYSTEM	DOMESTIC RANGE
White modular devices	316			
Black modular devices	334			
27 COMBI	27 COMBI	Wall-mounting enclosures and modular components	352	
DAHLIA	DOMESTIC RANGE	Plates	360	
		White monobloc devices	367	
		Ivory monobloc devices	368	
DATA AND ENERGY DISTRIBUTION	28 SPIC	Plugs, sockets and adapters for domestic and similar uses	376	

Category	Range	Description	Page	
MOBILITY	ELECTRIC VEHICLE CHARGING	JOINON	Electric vehicle charging wallbox I-CON	382
			Electric vehicle charging station I-ON	386
			Electric vehicle charging socket - Type2	388
	ENERGY AND SERVICES DISTRIBUTION PEDESTALS	68 Q-MC	Terminal system for energy distribution and service in insulating material	392



INSTALLATION

WALL-MOUNTING ENCLOSURES

A range of containers for surface-mounting systems and applications in the industrial, commercial and residential contexts. The range consists of watertight boards (in technopolymer, polyester reinforced with fibreglass, metal and stainless steel), boxes (in technopolymer and metal) and multifunctional supporting bases.



FLUSH-MOUNTING ENCLOSURES

Container system for commercial and residential applications. The system columns (for energy distribution, domotics and multimedia) are also part of the range, along with enclosures, distribution boards, boxes for domestic ranges and junction boxes with integrated DIN rail.



CONDUITS AND ACCESSORIES FOR INSTALLATION

A range of protective conduits for surface-mounting and flush-mounting applications in the industrial, commercial and residential contexts. The range includes medium to heavy rigid conduits (including Halogen Free versions), medium folding protective conduits, coextruded folding protective conduits and self-recovering protective conduits (ICTA Halogen Free).





WALL-MOUNTING ENCLOSURES



46

WATERTIGHT SURFACE-MOUNTING
DISTRIBUTION AND AUTOMATION
BOARDS

pag. 16



40 CD

SURFACE-MOUNTING DISTRIBUTION
BOARDS AND ENCLOSURES

pag. 24



40 CDe

ENCLOSURES AND DISTRIBUTION
BOARDS FOR SPECIFIC STANDARDS

pag. 32



42 RV

SURFACE AND FLUSH-MOUNTING
WATERTIGHT EMERGENCY
ENCLOSURES


pag. 40



44 CE

TECHNOPOLYMER
SURFACE MOUNTING WATERTIGHT
JUNCTION BOXES

pag. 46



42 TV

MULTIFUNCTIONAL SUPPORTING
BASES

pag. 56

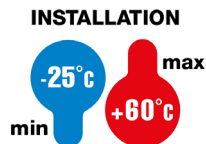
46

Watertight surface-mounting distribution and automation boards

The offer includes: 46 QP boards - monobloc, Halogen Free glass fiber loaded polyester, degree of protection IP66; 46 QM boards - IP55 in metal; 46 QX boards - IP55 in stainless steel; 44 CEP boards - monobloc, Halogen Free technopolymer. The 46 QP, QM and 44 CEP boards are available in transparent and blank door versions. In addition, 46 QP, QM and QX boards features Fast & Easy accessories with metal snap fastening.




46 QP - POLYESTER WATERTIGHT BOARDS - IP66



**IP
66**

**GWT
960°C**



DISTRIBUTION BOARDS



GW 46 004 F

POLYESTER WATERTIGHT BOARDS WITH BLANK DOOR FITTED WITH LOCK - GREY RAL 7035



Code	Nominal dim. LxHxD (mm)	No. of modules EN 50022	No. locks	Dispersible power A (W)	Dispersible power B (W)	Pack / Carton
GW46001F	250x300x160	-	1	34	-	1
GW46002F	310x425x160	36 (12x3)	2	48	39	1
GW46003F	405x500x200	54 (18x3)	2	95	53	1
GW46004F	405x650x200	72 (18x4)	2	118	81	1
GW46005F	515x650x250	96 (24x4)	2	126	106	1
GW46006F	585x800x300	140 (28x5)	2	205	146	1
GW46007F	800x1060x350	180 (36x5)	2	324	226	1

CHARACTERISTICS: boxes equipped with inserts pre-assembled in the slots, to speed up the configuration of the board. Doors equipped with functional grid of reference for fixing the devices. From board GW46002F to board GW46006F it is possible to fix the panels with windows or blank (1 or 2 modules) directly in the seats housed in the vertical walls of the boards; for the board GW46007F use uprights GW46439F. Impact resistance: IK10 according to EN 62262.

ACCESSORIES SUPPLIED: 4 reversible brackets with relative screws for fixing back-mounting plates or uprights for modular devices.

NOTES: Dispersible power calculated according to CEI 23-49.

Dispersible power A (W): board configuration with back-mounting plate (as far back as possible).

Dispersible power B (W): board configuration with DIN rails + panels with windows.

The nominal dimensions in the table above refer to the external size of the boards; for the real outer dimensions refer to the technical data sheet downloadable from professionals website GEWISS or to the technical section of this catalogue.

For applications in the photovoltaic environment, use the surface-mounting brackets - code GW44621.



GW 46 203 F

POLYESTER WATERTIGHT BOARDS WITH TRANSPARENT DOOR AND LOCK - GREY RAL 7035



Code	Nominal dim. LxHxD (mm)	No. of modules EN 50022	No. locks	Dispersible power A (W)	Dispersible power B (W)	Pack / Carton
GW46201F	250x300x160	-	1	34	-	1
GW46202F	310x425x160	36 (12x3)	2	48	39	1
GW46203F	405x500x200	54 (18x3)	2	95	53	1
GW46204F	405x650x200	72 (18x4)	2	118	81	1
GW46205F	515x650x250	96 (24x4)	2	126	106	1
GW46206F	585x800x300	140 (28x5)	2	205	146	1
GW46207F	800x1060x350	180 (36x5)	2	324	226	1

ACCESSORIES SUPPLIED: boxes equipped with inserts pre-assembled in the slots, to speed up the configuration of the board. For the transparent door version: GWT 650°C. From board GW46202F to board GW46206F it is possible to fix the panels with windows or blank (1 or 2 modules) directly in the seats housed in the vertical walls of the boards; for the board GW46207F use uprights GW46439F. Impact resistance of the bottom: IK10 according to EN 62262.

ACCESSORIES SUPPLIED: 4 reversible brackets with relative screws for fixing back-mounting plates or uprights for modular devices.

NOTES: Dispersible power calculated according to CEI 23-49.

Dispersible power A (W): board configuration with back-mounting plate (as far back as possible).


Dispersible power B (W): board configuration with DIN rails + panels with windows.

The nominal dimensions in the table above refer to the external size of the boards; for the real outer dimensions refer to the technical data sheet downloadable from professionals website GEWISS or to the technical section of this catalogue.

For applications in the photovoltaic environment, use the surface-mounting brackets - code GW44621.

46 QM - WATERTIGHT METAL BOARDS - IP55

INSTALLATION



IP 55

DISTRIBUTION BOARDS



GW 46 034

WATERTIGHT BOARDS IN METAL WITH BLANK DOOR FITTED WITH LOCK GREY RAL 7035

**FAST
EASY** **IK
10**

Code	Nominal dim. LxHxD (mm)	No. of modules EN 50022	No. locks	Dispersible power A (W)	Dispersible power B (W)	Pack / Carton
GW46031	250x300x160	-	1	49	-	1
GW46032	310x425x160	36 (12x3)	2	70	58	1
GW46033	405x500x200	54 (18x3)	2	106	80	1
GW46034	405x650x200	72 (18x4)	2	135	97	1
GW46035	515x650x250	96 (24x4)	2	180	115	1
GW46036	585x800x300	140 (28x5)	2	240	159	1
GW46037	800x1060x350	180 (36x5)	2	400	284	1

ACCESSORIES SUPPLIED: screwcaps, threaded pins or reversible squares with the relative bolts and screws for fixing the back-mounting plates or uprights for modular devices. GW46034, GW46035, GW46036, GW46037 with perforated bottom equipped with flange for cables to pass through.

NOTES: Dispersible power calculated according to CEI 23-49.

For the front configuration (via panels and DIN rails), it is necessary to use the uprights.

Dispersible power A (W): board configuration with back-mounting plate (as far back as possible).

Dispersible power B (W): board configuration with DIN rails + panels with windows.

The technical and functional characteristics, and the nominal values, refer to vertical installation only.

APPLICATIONS: for indoor use (e.g. in industrial systems, on machines, etc.).

The nominal dimensions LxHxD in the table above refer to the external size of the boards.

For the real outer dimensions LxHxD refer to the technical data sheet downloadable from professionals website GEWISS or to the technical section of this catalogue.



GW 46 232

WATERTIGHT BOARDS IN METAL WITH BLANK DOOR FITTED WITH TEMPERED GLASS WINDOW AND LOCK GREY RAL 7035

**FAST
EASY** **IK
08**

Code	Nominal dim. LxHxD (mm)	No. of modules EN 50022	No. locks	Dispersible power A (W)	Dispersible power B (W)	Pack / Carton
GW46232	310x425x160	36 (12x3)	2	70	58	1
GW46233	405x500x200	54 (18x3)	2	106	80	1
GW46234	405x650x200	72 (18x4)	2	135	97	1
GW46235	515x650x250	96 (24x4)	2	180	115	1
GW46236	585x800x300	140 (28x5)	2	240	159	1
GW46237	800x1060x350	180 (36x5)	2	400	284	1

ACCESSORIES SUPPLIED: screwcaps, threaded pins or reversible squares with the relative bolts and screws for fixing the back-mounting plates or uprights for modular devices. GW46234, GW46235, GW46236, GW46237 with perforated bottom equipped with flange for cables to pass through.

NOTES: Dispersible power calculated according to CEI 23-49.

For the front configuration (via panels and DIN rails), it is necessary to use the uprights.

Dispersible power A (W): board configuration with back-mounting plate (as far back as possible).

Dispersible power B (W): board configuration with DIN rails + panels with windows.

The technical and functional characteristics, and the nominal values, refer to vertical installation only.

APPLICATIONS: for indoor use (e.g. in industrial systems, on machines, etc.).

The nominal dimensions LxHxD in the table above refer to the external size of the boards.

For the real outer dimensions LxHxD refer to the technical data sheet downloadable from professionals website GEWISS or to the technical section of this catalogue.

COMPLEMENTARY ITEMS FOR 46 QP, QM AND QX BOARDS

FRONT CONFIGURATION



GW 46 421 F

COVERING PANELS WITH WINDOW, HEIGHT 1 MODULE, FAST & EASY QUICK ASSEMBLY - GREY RAL 7035



Code	No. of modules EN 50022	For standard boards (mm)	Pack / Carton
Height: 1 Module			
GW46420F	12	310	1/10
GW46421F	18	405	1/10
GW46422F	24	515	1/10
GW46423F	28	585	1/5
GW46424F	36	800	1/5

CHARACTERISTICS: captive panel 1/4 turn sealing screws.

GW46420F, GW46421F, GW46422F, GW46423F, possibility to fix directly on the inner walls of the polyester boards.

ACCESSORIES SUPPLIED: fixing accessories. Complete with DIN rail.

NOTES: in all boards, the panel GW46424F can be fixed only with uprights GW46439F.



GW 46 425 F

FAST & EASY QUICK ASSEMBLY BLANK COVERING PANELS - GREY RAL 7035



Code	For standard boards (mm)	Pack / Carton
Height: 1 Module		
GW46425F	310	1/10
GW46426F	405	1/10
GW46427F	515	1/13
GW46428F	585	1/5
GW46429F	800	1/5
Height: 2 Modules		
GW46475F	310	1/5
GW46476F	405	1/5
GW46477F	515	1/5
GW46478F	585	1/5
GW46479F	800	1

CHARACTERISTICS:

GW46425F, GW46426F, GW46427F, GW46428F, GW46475F, GW46476F, GW46477F, GW46478F possibility to fix directly on the inner walls of the polyester boards. captive panel 1/4 turn sealing screws.

in all boards, the panel GW46429F and GW46479F can be fixed only with uprights GW46439F.

ACCESSORIES SUPPLIED: fixing accessories.



GW 46 437 F

PAIR OF UPRIGHTS FOR INSTALLATION OF FAST & EASY QUICK ASSEMBLY TECHNICAL COMPONENTS, FOR MODULAR DEVICES, MOULDED-CASE DEVICES, SWITCH- DISCONNECTORS AND BLANK/PERFORATED PLATES H = 1 AND 2 MODULES

Code	For boards LxH (mm)	Pack / Carton
GW46435F	310x425	1/10
GW46436F	405x500	1/10
GW46437F	405x650/515x650	1/10
GW46438F	585x800	1/10
GW46439F	800x1060	1/10

ACCESSORIES SUPPLIED: the uprights are provided with a kit with 4 inserts to be inserted in the seats located on the lower and upper horizontal surfaces. The position of the seats where the inserts have to be housed is shown on the instruction sheet inside the 46QP boards. The insert is fixed in the seat through the expansion of the plate located inside the insert, using a pin with diameter 4 mm. The uprights are installed using the 4 brackets provided with the 46QP boards.

APPLICATIONS: the uprights make it possible to implement extractable frames by using: panels without and with windows, perforated or non-perforated plate with height of 1 or 2 modules, MCCB or switch disconnector kits.

INTERNAL CONFIGURATION



GW 46 401

STEEL BACK-MOUNTING PLATES WITH ANTI-CORROSION TREATMENT FOR THE ASSEMBLY OF NON-MODULAR EQUIPMENT

Code	For boards LxH (mm)	Pack / Carton
GW46401	250x300	1/5
GW46402	310x425	1/5
GW46403	405x500	1/5
GW46404	405x650	1/4
GW46405	515x650	1/2
GW46407	800x1060	1

NOTES: for further information relating to the maximum applicable loads, see the table on the corresponding pages of the technical catalogue.




GW 46 464

PERFORATED BACK-MOUNTING PLATES IN GALVANISED STEEL FOR THE ASSEMBLY OF NON-MODULAR EQUIPMENT

Code	For boards LxH (mm)	Pack / Carton
GW46461	250x300	1/5
GW46462	310x425	1/5
GW46463	405x500	1/5
GW46465	515x650	1/4
GW46466	585x800	1/3
GW46467	800x1060	1/2

NOTES: to install devices, use nut and clips GW46450.

for further information relating to the maximum applicable loads, see the table on the corresponding pages of the technical catalogue.



GW 46 408

BACK-MOUNTING PLATES IN INSULATING MATERIAL FOR THE ASSEMBLY OF NON-MODULAR EQUIPMENT

Code	For boards LxH (mm)	Pack / Carton
GW46408	250x300	1/5
GW46409	310x425	1/5
GW46410	405x500	1/5
GW46411	405x650	1/4
GW46412	515x650	1/3
GW46413	585x800	1/2

NOTES: for further information relating to the maximum applicable loads, see the table on the corresponding pages of the technical catalogue.

SERVICE COMPLEMENTARY ITEMS




GW 46 451

SET OF 4 STEEL BRACKETS FOR FIXING SURFACE-MOUNTING BOARDS

Code	Material	Accessories supplied	Pack / Carton
GW46446	Galvanised steel	Self-tapping fixing screws	20
GW46451	Stainless steel	Self-tapping fixing screws	20

CHARACTERISTICS: To restore the double insulation and original IP degree of the boards in case of indirect fixing to the wall. Suitable also for 46QP photovoltaic application.



GW 46 445

SECURITY LOCK WITH HANDLE

Code	Description	Pack / Carton
GW46445	Security lock key and handle	10

APPLICATIONS: for boards 46QP, QX, QM e CEP.

ACCESSORIES SUPPLIED: 2 keys.

NOTES: All the keys and relative locks with the same product code are identical.



GW 46 447

DOCUMENT HOLDER POCKET IN SELF-ADHESIVE INSULATING MATERIAL WITH KIT OF BLANK LABELS

Code	Dimensions LxH (mm)	Pack / Carton
GW46447	230x310	1/10

CHARACTERISTICS: can be inserted in all GEWISS enclosures from dimension 405x500x200 mm upwards.




GW 44 693

TWO-POLE DISTRIBUTION TERMINAL BLOCKS WITH TRANSPARENT PROTECTION COVER FIXING ON PLATE OR DIN RAIL EN 50022 - 750V - T 85°C

Code	Outer dim. LxHxD (mm)	No. of modules EN 50022	Input connecting capacity	Output connecting capacity	Icw (1s)	Pack / Carton
Rated current (A): 100						
GW44691DY	70x49x50	4	1x(6-35) mm ²	[1x(4-25) + 5x(1.5-10)] mm ²	6 kA	1/40
Rated current (A): 125						
GW44693	141x49x50	8	1x(6-35) mm ²	[2x(4-25) + 2x(4-16) + 10x(1.5-10)] mm ²	6 kA	1/12

CHARACTERISTICS: the indicated connection capacity is "per pole" and refers to the fitting of cables with "test prods".

NOTES: products bearing the IMQ quality mark.



GW 44 696

FOUR-POLE DISTRIBUTION TERMINAL BLOCKS WITH TRANSPARENT PROTECTION COVER. FIXING ON PLATE OR DIN RAIL EN 50022 - 750V - T 85°C

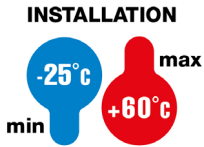
Code	Outer dim. LxHxD (mm)	No. of modules EN 50022	Input connecting capacity	Output connecting capacity	Icw (1s)	Pack / Carton
Rated current (A): 100						
GW44696DY	70x88.5x50	4	1x(6-35) mm ²	[1x(4-25) + 5x(1.5-10)] mm ²	6 kA	1/20
Rated current (A): 125						
GW44698	141x88.5x50	8	1x(6-35) mm ²	[2x(4-25) + 2x(4-16) + 10x(1.5-10)] mm ²	6 kA	1/10
Rated current (A): 160						
GW44699	185x135x75	10	1x(16-50) mm ²	[2x(10-35) + 2x(6-25) + 8x(4-16)] mm ²	10 kA	1/12

CHARACTERISTICS: terminal tightening torque: input cables 4 Nm, output cables 1.5 Nm.

the indicated connection capacity is "per pole" and refers to the fitting of cables with "test prods".

NOTES: products bearing the IMQ quality mark.


44 CEP - WATERTIGHT BOARDS IN GWPLAST 120 - GWT 650 °C - IP55



**IK
08**

**IP
55**

**GWT
650°C**



DISTRIBUTION BOARDS

WATERTIGHT BOARDS WITH BLANK DOOR FITTED WITH LOCK - GREY RAL 7035



GW 44 810



Code	Outer dim. LxHxD (mm)	No. of modules EN 50022	No. locks	Dispersible power A (W)	Dispersible power B (W)	Pack / Carton
GW44808	200x254x135	-	1	16	17	4
GW44809	236x316x135	8	1	26	31	4
GW44810	316x396x160	24 (12X2)	2	42	34	2
GW44811	396x474x160	32 (16X2)	2	52	46	2

CHARACTERISTICS: Doors equipped with functional grid of reference for fixing the devices. Impact resistance: 5 J.
ACCESSORIES SUPPLIED: frame for semi-flush-mounting installations, screwcap for double insulation, triangle key.
NOTES: The technical and functional characteristics, and the nominal values, refer to vertical installation only.
 Dispersible power calculated according to CEI 23-49:
 Dispersible power A (W): configuration of the board with relative back-mounting plate.
 Dispersible power B (W): configuration of the board with relative panel with windows.

WATERTIGHT BOARDS WITH TRANSPARENT DOOR FITTED WITH LOCK - GREY RAL 7035



GW 44 820



Code	Outer dim. LxHxD (mm)	No. of modules EN 50022	No. locks	Dispersible power A (W)	Dispersible power B (W)	Pack / Carton
GW44818	200x254x135	-	1	16	17	4
GW44819	236x316x135	8	1	26	31	4
GW44820	316x396x160	24 (12X2)	2	42	34	2
GW44821	396x474x160	32 (16X2)	2	52	46	2

CHARACTERISTICS: Doors equipped with functional grid of reference for fixing the devices. Impact resistance: 5 J.
ACCESSORIES SUPPLIED: frame for semi-flush-mounting installations, screwcap for double insulation, triangle key.
NOTES: The technical and functional characteristics, and the nominal values, refer to vertical installation only.
 Dispersible power calculated according to CEI 23-49:
 Dispersible power A (W): configuration of the board with relative back-mounting plate.
 Dispersible power B (W): configuration of the board with relative panel with windows.


INTERNAL CONFIGURATION

BACK-MOUNTING PLATE IN GALVANISED STEEL WITH SELF-TAPPING FIXING SCREWS



GW 44 639

Code	For boards LxH (mm)	Pack / Carton
GW44636	200x254	20
GW44637	236x316	20
GW44638	316x396	5
GW44639	396x474	5




GW 44 649

BACK-MOUNTING PLATE IN INSULATED MATERIAL WITH SELF-TAPPING FIXING SCREWS

Code	For boards LxH (mm)	Pack / Carton
GW44646	200x254	20
GW44647	236x316	20
GW44648	316x396	4
GW44649	396x474	5

CHARACTERISTICS: equipped with functional grid for fixing devices.



GW 44 854

PANELS WITH WINDOW FOR MODULAR DEVICES AND MOULDED-CASE CIRCUIT BREAKERS IN FIXED POSITION EXECUTION, UP TO 160 A COUPLING - GREY RAL 7035

Code	No. of modules EN 50022	For boards LxH (mm)	Suitable for	Pack / Carton
GW44852	8	236x316	Moulded case max 125 A	8
GW44853	14	316x396	Moulded case max 160 A	8
GW44854	24 (12X2)	316x396	Moulded case max 125 A	8
GW44855	32 (16X2)	396x474	Moulded case max 160 A	8

ACCESSORIES SUPPLIED: fixing uprights and DIN rails, module masks, user labels.

SERVICE COMPLEMENTARY ITEMS

GW 46 445

SECURITY LOCK WITH HANDLE

Code	Description	Pack / Carton
GW46445	Security lock key and handle	10

ACCESSORIES SUPPLIED: 2 keys.

NOTES: All the keys and relative locks with the same product code are identical.



46



Scan the QR Code and find out all the technical informations.

46 QP - NEW STYLE AND PERFORMANCE



The 46 QP polyester boards feature an IP66 protection rating, and the modern-design transparent door versions offer more than 20% extra internal visibility than previous versions.

46 QP - SOLUTIONS FOR EVERY APPLICATION



GEWISS has subjected the 46 QP boards to rigorous testing in order to obtain valid certifications for their use in various applications. 46 QP boards are, for example, ASC approved and certified for site applications and are ideal for photovoltaic installations.

FAST & EASY - ROBUSTNESS, SPEED AND MULTIPLE ACCESSORY OPTIONS



The FAST & EASY system, common to the 46 QP/QM/QX boards, reduces assembly time by up to 40% compared to traditional systems. Robustness and reliability are achieved through the use of metal components and via a rapid and intuitive usage.

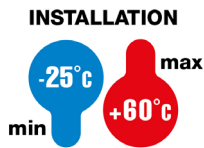
40 CD

Surface-mounting distribution boards and enclosures

The 40CD Series of control units, available in transparent or blind door versions and in sizes from 8 to 72 modules, guarantees aesthetic integration with all types of furniture. The offer includes: 40CDK - IP65 watertight panels with removable frame (from 24M) and lead-in panels; accessories with wiring ducts, locks, aesthetic covers and blind panels; 40CD - IP55 watertight control units with drilling doilies on the walls, door with lock for each modular row; 40CD control units protected by Furniture - IP40 up to 72M in the smoke and blind door versions; 40CD control units without door - IP40. All materials are Halogen Free.



40 CDK - MODULAR WATERTIGHT ENCLOSURES AND DISTRIBUTION BOARDS - IP65



**IK
09**

**IP
65**

**GWT
650°C**



SMOKED TRANSPARENT DOOR - SMOOTH WALLS



GW 40 101

ENCLOSURES - PREDISPOSED FOR TERMINAL BLOCK - GREY RAL 7035



Code	No. of modules EN 50022	Outer dim. LxHxD (mm)	Dispersible power (W)	Pack / Carton
GW40101	4	143x210x100	13	19
GW40102	8	215x210x100	16	12
GW40103	12	298x260x140	26	6
GW40106	18	410x285x140	38	3

ACCESSORIES SUPPLIED: screwcaps and module masks, circuit labels. GW40102, GW40103 and GW40106, self-adhesive label to be filled out for certification according to standard CEI 23-51.

NOTES: Dispersible power calculated according to CEI 23-49. For the perforations, use the GW52401 milling cutter.

To restore the double insulation, use the relative accessories supplied (module masks and screwcaps) or the brackets for surface-mounting (GW44621).

For applications in the photovoltaic environment, use the surface-mounting brackets - code GW44621.

CHARACTERISTICS: Thermo-pressure with ball equal to 70°C.

INSTALLATION: for the possible enclosure-terminal block combinations, refer to the summary "COMPATIBILITY OF SURFACE-MOUNTING ENCLOSURES WITH BIPOLAR AND UNIPOLAR TERMINAL BLOCKS" in the selection guides of 40CD range.



GW 40 102 BS

ENCLOSURES - EQUIPPED WITH 80 A IP20 BIPOLAR SCREW TERMINAL BLOCK - GREY RAL 7035



Code	No. of modules EN 50022	Outer dim. LxHxD (mm)	Dispersible power (W)	Pole 1 (mm ²)	Pole 2 (mm ²)	Pack / Carton
GW40102BS	8	215x210x100	16	N/E (2x16) + (7x10)	N/E (2x16) + (7x10)	12
GW40103BS	12	298x260x140	26	N/E (3x16) + (11x10)	N/E (3x16) + (11x10)	6
GW40106BS	18	410x285x140	38	N/E (3x16) + (17x10)	N/E (3x16) + (17x10)	3

ACCESSORIES SUPPLIED: screwcaps and module masks, circuit labels. Self-adhesive label to be filled out for certification according to standard CEI 23-51. Insulated bipolar screw 80A - IP20 terminal blocks to be installed on the frame before wiring.

NOTES: dispersible power calculated according to CEI 23-49. For the perforations, use the GW52401 milling cutter. To restore the double insulation, use the relative accessories supplied (module masks and screwcaps) or the brackets for surface-mounting (GW44621). For applications in the photovoltaic environment, use the surface-mounting brackets - code GW44621.

CHARACTERISTICS: thermo-pressure with ball equal to 70°C.



GW 40 105

DISTRIBUTION BOARDS WITH PANELS WITH WINDOW AND EXTRACTABLE FRAME PREDISPOSED FOR TERMINAL BLOCK - GREY RAL 7035



Code	No. of modules EN 50022	Outer dim. LxHxD (mm)	Dispersible power (W)	Pack / Carton
GW40104	24 (12X2)	298x420x140	32	3
GW40107	36 (18x2)	410x463x140	43	2
GW40108	54 (18x3)	410x655x140	66	1

ACCESSORIES SUPPLIED: screwcaps and module masks, circuit labels. Self-adhesive label to be filled out for certification according to standard CEI 23-51.

NOTES: Dispersible power calculated according to CEI 23-49. For the perforations, use the GW52401 milling cutter.

To restore the double insulation, use the relative accessories supplied (module masks and screwcaps) or the brackets for surface-mounting (GW44621).

For applications in the photovoltaic environment, use the surface-mounting brackets - code GW44621.

CHARACTERISTICS: removable and plumbable panels with windows. Thermo-pressure with ball equal to 70°C.

INSTALLATION: for the possible enclosure-terminal block combinations, refer to the summary "COMPATIBILITY OF SURFACE-MOUNTING ENCLOSURES WITH BIPOLAR AND UNIPOLAR TERMINAL BLOCKS" in the selection guides of 40CD range.



GW 40 105 BD

DISTRIBUTION BOARDS WITH WINDOWED REMOVABLE PANELS, EXTRACTABLE FRAME EQUIPPED WITH 80 A IP20 BIPOLAR SCREW TERMINAL BLOCKS - GREY RAL 7035



Code	No. of modules EN 50022	Outer dim. LxHxD (mm)	Dispersible power (W)	Pole 1 (mm ²)	Pole 2 (mm ²)	Pack / Carton
GW40104BS	24 (12X2)	298x420x140	32	N/E (3x16) + (11x10)	N/E (3x16) + (11x10)	3
GW40104BD	24 (12X2)	298x420x140	32	N/E 2x[(3x16) + (11x10)]	N/E 2x[(3x16) + (11x10)]	3
GW40105BD	36 (12x3)	298x570x140	42	N/E 2x[(3x16) + (11x10)]	N/E 2x[(3x16) + (11x10)]	2
GW40105UD	36 (12x3)	298x570x140	42	N/E (3x16) + (29x10)	N/E (3x16) + (29x10)	2
GW40107BS	36 (18x2)	410x463x140	43	N/E (3x16) + (17x10)	N/E (3x16) + (17x10)	2
GW40107BD	36 (18x2)	410x463x140	43	N/E 2x[(3x16) + (17x10)]	N/E 2x[(3x16) + (17x10)]	2
GW40108BD	54 (18x3)	410x655x140	66	N/E 2x[(3x16) + (17x10)]	N/E 2x[(3x16) + (17x10)]	1
GW40108BT	54 (18x3)	410x655x140	66	N/E 3x[(3x16) + (17x10)]	N/E 3x[(3x16) + (17x10)]	1
GW40109BD	72 (18x4)	410x878x160	89	N/E 2x[(3x16) + (17x10)]	N/E 2x[(3x16) + (17x10)]	1
GW40109BQ	72 (18x4)	410x878x160	89	N/E 4x[(3x16) + (17x10)]	N/E 4x[(3x16) + (17x10)]	1

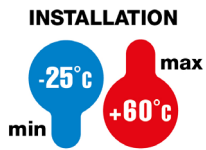
ACCESSORIES SUPPLIED: screwcaps and module masks, circuit labels. Self-adhesive label to be filled out for certification according to standard CEI 23-51. Insulated bipolar screw 80A - IP20 terminal blocks to be installed on the frame before wiring.

NOTES: dispersible power calculated according to CEI 23-49. For the perforations, use the GW52401 milling cutter. To restore the double insulation, use the relative accessories supplied (module masks and screwcaps) or the brackets for surface-mounting (GW44621). For applications in the photovoltaic environment, use the surface-mounting brackets - code GW44621.

CHARACTERISTICS: thermo-pressure with ball equal to 70°C.

40 CD

40 CD - WATERTIGHT ENCLOSURES - IP55



**IK
09**

**IP
55**

**GWT
650°C**



SMOKED TRANSPARENT DOOR - WALLS WITH PERFORATION CENTRES



GW 40 001

ENCLOSURES PREDISPOSED FOR TERMINAL BLOCK - GREY RAL 7035



Code	No. of modules EN 50022	Outer dim. LxHxD (mm)	Dispersible power (W)	Pack / Carton
GW40001	4	105x170x98	12	24
GW40003	8	180x180x98	13	24
GW40005	12	250x250x135	25	8
GW40007	24 (12X2)	250x375x135	27	6
GW40009	36 (18x2)	376x400x135	41	4

ACCESSORIES SUPPLIED: screwcaps and module masks, circuit labels, spare screws in insulating material.

Self-adhesive label to be filled out for certification according to standard CEI 23-51.

GW40005, GW40007, GW40009: doors equipped with lock, with 2 triangular keys.

NOTES: Dispersible power calculated according to CEI 23-49. For the perforations, use the GW52401 milling cutter.

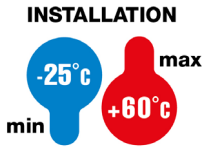
To restore the double insulation, use the relative accessories supplied (module masks and screwcaps) or the brackets for surface-mounting (GW44621).

For applications in the photovoltaic environment, use the surface-mounting brackets - code GW44621.

CHARACTERISTICS: Thermo-pressure with ball equal to 70°C.

INSTALLATION: for the possible enclosure-terminal block combinations, refer to the summary "COMPATIBILITY OF SURFACE-MOUNTING ENCLOSURES WITH BIPOLAR AND UNIPOLAR TERMINAL BLOCKS" in the selection guides of 40CD range.

40 CD - PROTECTED DECORATIVE ENCLOSURES - IP40



**IK
08**

**IP
40**

**GWT
650°C**



SMOKED TRANSPARENT DOOR - SMOOTH WALLS



GW 40 043

ENCLOSURES PREDISPOSED FOR TERMINAL BLOCK - WHITE RAL 9016



Code	No. of modules EN 50022	Outer dim. LxHxD (mm)	Dispersible power (W)	Pack / Carton
GW40043	8	200x180x100	15	14
GW40045	12	280x225x100	22	9
GW40047	24 (12X2)	280x350x100	25	6
GW40049	36 (18x2)	400x400x130	45	2

ACCESSORIES SUPPLIED: module masks, circuit labels. Self-adhesive label to be filled out for certification according to standard CEI 23-51. GW40049, GW40051, GW40053, fitted with removable frame, to carry out the wiring operations outside the enclosure.

NOTES: Dispersible power calculated according to CEI 23-49. For the perforations, use the GW52401 milling cutter.

To restore the double insulation, use the relative accessories supplied (module masks and screwcaps or brackets for surface-mounting).

CHARACTERISTICS: Thermo-pressure with ball equal to 70°C.

INSTALLATION: for the possible enclosure-terminal block combinations, refer to the summary "COMPATIBILITY OF SURFACE-MOUNTING ENCLOSURES WITH BIPOLAR AND UNIPOLAR TERMINAL BLOCKS" in the selection guides of 40CD range.



GW 40 043 BS

ENCLOSURES EQUIPPED WITH 80 A IP20 BIPOLAR SCREW TERMINAL BLOCKS - WHITE RAL 9016

Code	No. of modules EN 50022	Outer dim. LxHxD (mm)	Dispersible power (W)	Pole 1 (mm ²)	Pole 2 (mm ²)	Pack / Carton
GW40043BS	8	200x180x100	15	N/E (2x16) + (7x10)	N/E (2x16) + (7x10)	14
GW40045BS	12	280x225x100	22	N/E (3x16) + (11x10)	N/E (3x16) + (11x10)	9
GW40047BS	24 (12X2)	280x350x100	25	N/E (3x16) + (11x10)	N/E (3x16) + (11x10)	6
GW40047BD	24 (12X2)	280x350x100	25	N/E 2x[(3x16) + (11x10)]	N/E 2x[(3x16) + (11x10)]	6
GW40049BS	36 (18x2)	400x400x130	45	N/E (3x16) + (17x10)	N/E (3x16) + (17x10)	2
GW40049BD	36 (18x2)	400x400x130	45	N/E 2x[(3x16) + (17x10)]	N/E 2x[(3x16) + (17x10)]	2
GW40051BD	54 (18x3)	400x550x130	63	N/E 2x[(3x16) + (17x10)]	N/E 2x[(3x16) + (17x10)]	2
GW40053BD	72 (18x4)	400x850x150	75	N/E 2x[(3x16) + (17x10)]	N/E 2x[(3x16) + (17x10)]	1
GW40053BQ	72 (18x4)	400x850x150	75	N/E 4x[(3x16) + (17x10)]	N/E 4x[(3x16) + (17x10)]	1

ACCESSORIES SUPPLIED: module masks, circuit labels. Self-adhesive label to be filled out for certification according to standard CEI 23-51. GW40049BS, GW40049BD, GW40051BD, GW40053BD, GW40053BQ, fitted with removable frame, to carry out the wiring operations outside the enclosure. Insulated bipolar screw 80A - IP20 terminal blocks to be installed on the frame before wiring.

NOTES: dispersible power calculated according to CEI 23-49. For the perforations, use the GW52401 milling cutter. To restore the double insulation, use the relative accessories supplied (module masks and screwcaps or brackets for surface-mounting).

CHARACTERISTICS: thermo-pressure with ball equal to 70°C.

BLANK DOOR - SMOOTH WALLS



GW 40 067

ENCLOSURES PREDISPOSED FOR TERMINAL BLOCK - WHITE RAL 9016



Code	No. of modules EN 50022	Outer dim. LxHxD (mm)	Dispersible power (W)	Pack / Carton
GW40063	8	200x180x100	15	14
GW40065	12	280x225x100	22	9
GW40067	24 (12X2)	280x350x100	25	6
GW40069	36 (18x2)	400x400x130	45	2
GW40071	54 (18x3)	400x550x130	63	2
GW40073	72 (18x4)	400x850x150	75	1

ACCESSORIES SUPPLIED: module masks, circuit labels. Self-adhesive label to be filled out for certification according to standard CEI 23-51. GW40069, GW40071, GW40073, fitted with removable frame, to carry out the wiring operations outside the enclosure.

NOTES: Dispersible power calculated according to CEI 23-49. For the perforations, use the GW52401 milling cutter. To restore the double insulation, use the relative accessories supplied (module masks and screwcaps or brackets for surface-mounting).

CHARACTERISTICS: thermo-pressure with ball equal to 70°C.

INSTALLATION: for the possible enclosure-terminal block combinations, refer to the summary "COMPATIBILITY OF SURFACE-MOUNTING ENCLOSURES WITH BIPOLAR AND UNIPOLAR TERMINAL BLOCKS" in the selection guides of 40CD range.



GW 40 067 BD

ENCLOSURES EQUIPPED WITH 80A IP20 BIPOLAR SCREW TERMINAL BLOCKS - WHITE RAL 9016

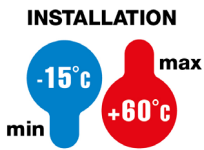
Code	No. of modules EN 50022	Outer dim. LxHxD (mm)	Dispersible power (W)	Pole 1 (mm ²)	Pole 2 (mm ²)	Pack / Carton
GW40063BS	8	200x180x100	15	N/E (2x16) + (7x10)	N/E (2x16) + (7x10)	14
GW40065BS	12	280x225x100	22	N/E (3x16) + (11x10)	N/E (3x16) + (11x10)	9
GW40067BS	24 (12X2)	280x350x100	25	N/E (3x16) + (11x10)	N/E (3x16) + (11x10)	6
GW40067BD	24 (12X2)	280x350x100	25	N/E 2x[(3x16) + (11x10)]	N/E 2x[(3x16) + (11x10)]	6
GW40069BS	36 (18x2)	400x400x130	45	N/E (3x16) + (17x10)	N/E (3x16) + (17x10)	2
GW40069BD	36 (18x2)	400x400x130	45	N/E 2x[(3x16) + (17x10)]	N/E 2x[(3x16) + (17x10)]	2
GW40071BD	54 (18x3)	400x550x130	63	N/E 2x[(3x16) + (17x10)]	N/E 2x[(3x16) + (17x10)]	2
GW40073BD	72 (18x4)	400x850x150	75	N/E 2x[(3x16) + (17x10)]	N/E 2x[(3x16) + (17x10)]	1
GW40073BQ	72 (18x4)	400x850x150	75	N/E 4x[(3x16) + (17x10)]	N/E 4x[(3x16) + (17x10)]	1

ACCESSORIES SUPPLIED: module masks, circuit labels. Self-adhesive label to be filled out for certification according to standard CEI 23-51. GW40069BS, GW40069BD, GW40071BD, GW40073BD, GW40073BQ fitted with removable frame, to carry out the wiring operations outside the enclosure. Insulated bipolar screw 80A - IP20 terminal blocks to be installed on the frame) before wiring.

NOTES: dispersible power calculated according to CEI 23-49. For the perforations, use the GW52401 milling cutter. To restore the double insulation, use the relative accessories supplied (module masks and screwcaps or brackets for surface-mounting).

CHARACTERISTICS: thermo-pressure with ball equal to 70°C.

40 CD - PROTECTED ENCLOSURES - IP40



**IK
08**

**IP
40**

**GWT
650°C**



WITHOUT DOOR - WALLS WITH PERFORATION CENTRES

ENCLOSURES PRE-ARRANGED FOR TERMINAL BLOCK - GREY RAL 7035



GW 40 022

Code	No. of modules EN 50022	Outer dim. LxHxD (mm)	Dispersible power (W)	Pack / Carton
GW40022	2	45x130x85	7	84
GW40023	4	90x130x85	9	36
GW40024	6	140x155x85	14	34
GW40026	8	180x180x95	18	24
GW40028	12+1	250x215x95	27	12
GW40030	24+2 (12x2)	250x340x95	40	12
GW40032	36+3 (12x3)	250x465x95	54	9

CHARACTERISTICS: Thermo-pressure with ball equal to 70°C. GW40022 plumbable front.

ACCESSORIES SUPPLIED: module masks, circuit labels.

GW40026, GW40028, GW40030, GW40032 supplied with self-adhesive label to be filled out for certification according to standard CEI 23-51.

NOTES: Dispersible power calculated according to CEI 23-49. For the perforations, use the GW52401 milling cutter.

To restore the double insulation, use the relative accessories supplied (module masks and screwcaps or brackets for surface-mounting). To maintain the IP degree declared, install devices with a degree of protection of at least IP40 and use the relative accessories (module masks, screwcaps or wall mounting brackets).

INSTALLATION: for the possible enclosure-terminal block combinations, refer to the summary "COMPATIBILITY OF SURFACE-MOUNTING ENCLOSURES WITH BIPOLAR AND UNIPOLAR TERMINAL BLOCKS" in the selection guides of 40CD range.

COMPLEMENTARY ITEMS

WIRING



GW 40 412 B

INSULATED SCREW TERMINAL BLOCK BIPOLAR AND UNIPOLAR FOR ENCLOSURES AND BOARDS

Code	Pole 1 (mm ²)	Pole 2 (mm ²)	Fastener to supports	Pack / Carton
Type: Bipolar - Rated current 125 A				
GW40401	N (1x35) + (7x10)	E (1x35) + (7x10)	With screws	10
GW40402	N (3x35) + (10x10)	E (3x35) + (10x10)	With screws and/or clip	10
GW40404	N (5x35) + (14x10)	E (5x35) + (14x10)	With screws and/or clip	10
Type: Bipolar - Rated current 80 A - IP20				
GW40408B	N/E (2x16) + (7x10)	N/E (2x16) + (7x10)	With screws	1/10
GW40412B	N/E (3x16) + (11x10)	N/E (3x16) + (11x10)	With screws and/or clip	1/10
GW40418B	N/E (3x16) + (17x10)	N/E (3x16) + (17x10)	With screws and/or clip	1/10
Type: Unipolar - Rated current 80 A - IP20				
GW40408U	N/E (2x16) + (7x10)	-	With screws	1/10
GW40412U	N/E (3x16) + (11x10)	-	With screws and/or clip	1/10
GW40422U	N/E (3x16) + (29x10)	-	With screws and/or clip	1/10
GW40418U	N/E (3x16) + (17x10)	-	With screws and/or clip	1/10

ACCESSORIES SUPPLIED: fixing screws. The 80 A terminal blocks are equipped with N and E labels to be placed on the respective spaces to identify the poles.

USES: Ideal also for earth connection of SPD.

CHARACTERISTICS: GWT 960°C according to EN60695-2-11.

INSTALLATION: for the possible enclosure-terminal block combinations, refer to the summary "COMPATIBILITY OF SURFACE-MOUNTING ENCLOSURES WITH BIPOLAR AND UNIPOLAR TERMINAL BLOCKS" in the selection guides of 40CD range.

MISCELLANEOUS



GW 40 422

CYLINDRICAL SECURITY LOCK - FOR 40 CDK AND 40 CD DECORATIVE ENCLOSURES

Code	Material	Pack / Carton
GW40422	Pressure die-cast metal	1/10

ACCESSORIES SUPPLIED: 2 keys.

NOTES: All the keys and relative locks with the same product code are identical.



Scan the QR Code and find out all the technical informations.

40 CDK - WATERTIGHT ENCLOSURES AND DISTRIBUTION BOARDS



IP65 40 CDK 4 to 72M watertight enclosure range in smoked transparent door version. The main technical features are: reversible bottoms and fronts, removable windowed frames and panels, and doors that open up to 180°, are removable and can be fitted with a lock.

40 CD - DECORATIVE PROTECTED ENCLOSURES



The IP40-rated 40 CD protected decorative enclosures are available in sizes from 8 to 72M and ensure seamless aesthetic integration with any interior design scheme. Available with smoked transparent or white blank doors, feature the PUSH opening and closing system.

ONE-POLE AND TWO-POLE TERMINAL BLOCKS - 80 A - IP20



Available with screw wiring, the two-pole and single-pole terminal blocks enable quick wiring as the cable screws are supplied unscrewed. The terminal blocks can be fixed directly on the back plate of the enclosures or with specific adapter.

40 CDE

Enclosures and distribution boards for country-specific standards

The range of enclosures and distribution boards for specific country standards: 40 CD French standard enclosures (IP30), also including VDI multimedia enclosures (Grade 1, Grade 2 and Grade 3); 40 CDKE German standard enclosures - IP65 watertight with flanges for quick cable insertion, and 40CDE German standard enclosures - IP40 for home use, either surface-mounted or flush-mounted in masonry or plasterboard. The range is completed by the 40 CDE Spanish standard enclosures - IP40 with smoked transparent doors.



40 CDKE - GERMAN STANDARD SURFACE-MOUNTING ENCLOSURES AND DISTRIBUTION BOARDS

ENCLOSURES WITH SMOKED TRANSPARENT DOOR - IP65



GW 40 101

ENCLOSURES AND DISTRIBUTION BOARDS FITTED WITH BIPOLAR 125 A TERMINAL BLOCKS

Code	No. of modules EN 50022	Outer dim. LxHxD (mm)	Pole 1 (mm ²)	Pole 2 (mm ²)	Pack / Carton
GW40112	8	215x210x100	N (1x25) + (7x10)	E (1x25) + (7x10)	1/12



GW 40 113

DISTRIBUTION BOARDS AND ENCLOSURES EQUIPPED WITH BIPOLAR 125 A TERMINAL BLOCKS AND TWO INTERCHANGEABLE FLANGES (2 FLANGES WITH KNOCKOUTS HOLE) - GREY RAL 7035

Code	No. of modules EN 50022	Outer dim. LxHxD (mm)	Pole 1 (mm ²)	Pole 2 (mm ²)	Pack / Carton
GW40113	12	298x260x140	N (3x35) + (10x10)	E (3x35) + (10x10)	6
GW40114	24 (12X2)	298x420x140	N (3x35) + (10x10)	E (3x35) + (10x10)	3
GW40115	36 (12x3)	298x570x140	N (6x35)+(20x10)	E (6x35)+(20x10)	2

CHARACTERISTICS: the flanges with knockout holes have the following inputs: 4xM16; 4xM20; 3xM25; 1xM32; Glow Wire Test: 750°C

ACCESSORIES SUPPLIED: terminal block, screwcaps and module masks for double insulation, circuit labels.

To restore the double insulation, use the relative accessories (module masks, screwcaps or wall mounting brackets).



GW 40 124

DISTRIBUTION BOARDS AND ENCLOSURES EQUIPPED WITH BIPOLAR 125 A TERMINAL BLOCKS AND TWO INTERCHANGEABLE FLANGES (1 FLANGE WITH KNOCKOUTS HOLE + 1 FLANGE WITH QUICK ENTRY CABLE GLANDS) - GREY RAL 7035

Code	No. of modules EN 50022	Outer dim. LxHxD (mm)	Pole 1 (mm ²)	Pole 2 (mm ²)	Pack / Carton
GW40123	12	298x260x140	N (3x35) + (10x10)	E (3x35) + (10x10)	6
GW40124	24 (12X2)	298x420x140	N (3x35) + (10x10)	E (3x35) + (10x10)	3
GW40125	36 (12x3)	298x570x140	N (6x35)+(20x10)	E (6x35)+(20x10)	2

CHARACTERISTICS: the flanges with knockout holes have the following inputs: 4xM16; 4xM20; 3xM25; 1xM32; Glow Wire Test: 750°C

ACCESSORIES SUPPLIED: terminal block, screwcaps and module masks for double insulation, circuit labels.

To restore the double insulation, use the relative accessories (module masks, screwcaps or wall mounting brackets).

COMPLEMENTARY ITEMS


GW 40 422

CYLINDRICAL SECURITY LOCK - FOR 40 CDKE ENCLOSURES

Code	Material	Pack / Carton
GW40422	Pressure die-cast metal	1/10

ACCESSORIES SUPPLIED: 2 keys.

NOTES: All the keys and relative locks with the same product code are identical.

40 CDE - GERMAN STANDARD SURFACE-MOUNTING ENCLOSURES AND DISTRIBUTION BOARDS
40 CDE IP30 WITH TERMINAL BLOCK


GW 43 022 S

SURFACE-MOUNTING SMALL DISTRIBUTION BOARDS - WHITE RAL 9016

Code	No. of modules EN 50022	Outer dim. LxHxD (mm)	Pack / Carton
GW43021S	12	300x245x95	1
GW43022S	24 (12x2)	300x370x95	1
GW43023S	36 (12x3)	300x515x95	1
GW43024S	48 (12x4)	300x640x95	1

COMPLEMENTARY ITEMS


GW 43 071 S

BLANK DOORS FOR SURFACE-MOUNTING SMALL DISTRIBUTION BOARDS - WHITE RAL 9016

Code	No. of modules EN 50022	Colour	Pack / Carton
GW43071S	12	White RAL 9016	1/4
GW43072S	24 (12x2)	White RAL 9016	1/6
GW43073S	36 (12x3)	White RAL 9016	1/2
GW43074S	48 (12x4)	White RAL 9016	1/2

40 CDE - GERMAN STANDARD FLUSH-MOUNTING DISTRIBUTION BOARDS

METAL DOOR DISTRIBUTION BOARDS - IP40



GW 40 153 N

DISTRIBUTION BOARDS FOR BRICK WALLS EQUIPPED WITH BIPOLAR TERMINAL BLOCKS - RAL 9016

Code	No. of modules EN 50022	Pole 1 (mm ²)	Pole 2 (mm ²)	Dispersible power (W)	Pack / Carton
GW40151N	12+2	N (2x16)+(8x10)	PE (2x16)+(8x10)	60	1
GW40152N	24+4 (12x2)	N (2x16)+(14x10)	PE (2x16)+(14x10)	80	1
GW40153N	36+6 (12x3)	N 2x[(2x16)+(14x10)]	PE 2x[(2x16)+(14x10)]	90	1
GW40154N	48+8 (12x4)	N 2x[(2x16)+(14x10)]	PE 2x[(2x16)+(14x10)]	100	1
GW40155N	60+10 (12x5)	N 2x[(2x16)+(14x10)]	PE 2x[(2x16)+(14x10)]	120	1

Accessories supplied: positioning brackets, mortar guard, certification label, modules cover, terminal blocks.

Notes: extractable frame already installed.

DISTRIBUTION BOARDS FOR PLASTERBOARD (GWT 850 °C) WALLS EQUIPPED WITH BIPOLAR TERMINAL BLOCKS - RAL 9016

Code	No. of modules EN 50022	Pole 1 (mm ²)	Pole 2 (mm ²)	Dispersible power (W)	Pack / Carton
GW40161N	12+2	N (2x16)+(8x10)	PE (2x16)+(8x10)	60	1
GW40162N	24+4 (12x2)	N (2x16)+(14x10)	PE (2x16)+(14x10)	80	1
GW40163N	36+6 (12x3)	N 2x[(2x16)+(14x10)]	PE 2x[(2x16)+(14x10)]	90	1
GW40164N	48+8 (12x4)	N 2x[(2x16)+(14x10)]	PE 2x[(2x16)+(14x10)]	100	1
GW40165N	60+10 (12x5)	N 2x[(2x16)+(14x10)]	PE 2x[(2x16)+(14x10)]	120	1

Accessories supplied: installation brackets, plaster guard, certification label, modules cover, terminal blocks.

Notes: extractable frame already installed.



GW 40 161 N

METAL DOOR MULTIMEDIA ENCLOSURE - IP40



GW 40 173 N

MULTIMEDIA ENCLOSURES FOR BRICK WALLS - RAL 9016

Code	No. line	Pack / Carton
GW40173N	3	1
GW40174N	4	1

Accessories supplied: positioning brackets, mortar guard, 1x multimedia device bracket, 2x Schuko socket, 2x supports, 1x Dahlia plate

Notes: perforated mounting plates and patch panel already installed.

MULTIMEDIA ENCLOSURES FOR PLASTERBOARD (GWT 850 °C) WALLS - RAL 9016

Code	No. line	Pack / Carton
GW40178N	3	1
GW40179N	4	1

Accessories supplied: installation brackets, plaster guard, 1x multimedia device bracket, 2x Schuko socket, 2x supports, 1x Dahlia plate

Notes: perforated mounting plates and patch panel already installed.



GW 40 178 N

COMPLEMENTARY ITEMS



GW 40 454 N

TERMINAL BLOCKS

Code	Description	Pack / Carton
GW40454N	N+PE terminal block (2x16 mm ² + 14x10 mm ²)	1
GW40455N	Terminal block N (7x16mm ²)	1



GW 40 467

ACCESSORIES

Code	Description	Pack / Carton
GW40461N	Pair of brackets for horizontal coupling	1
GW40463N	Safety lock for German standard flush-mounting enclosures	1
GW40467	Plastic module cover profile	50

40 CDE - FRENCH STANDARD MODULAR SURFACE-MOUNTING ENCLOSURES

ENCLOSURES WITHOUT DOOR - IP30



GW 40 501

ENCLOSURES EQUIPPED WITH MULTIPOLAR TERMINAL BLOCKS - WALLS WITH KNOCKOUT ELEMENTS - WHITE RAL 9016

Code	No. of modules EN 50022	Outer dim. LxHxD (mm)	Phase terminal block (mm ²)	Neutral terminal block (mm ²)	Earth terminal block (mm ²)	Pack / Carton
GW40501	13	250x225x93.5	-	-	E(3x25)+(12x4)	8
GW40502	26 (13x2)	250x350x93.5	L(1x35)+(5x25)	N(1x35)+(5x25)	E(4x25)+(24x4)	4
GW40503	39 (13x3)	250x475x93.5	L(1x35)+(5x25)	N(1x35)+(5x25)	E(7x25)+(36x4)	4
GW40504	52 (13x4)	250x600x93.5	L(1x35)+(5x25)	N(1x35)+(5x25)	E(8x25)+(48x4)	2

ACCESSORIES SUPPLIED: terminal blocks, module masks, circuit labels with self-adhesive pictograms, instruction sheet.

NOTES: earth terminal blocks with Push-Wire technology.

To restore the double insulation, use the relative accessories (module masks and screwcaps)

SUPPORT BASES FOR TARIF BLEU CONNECTING SWITCH



GW 40 512

SUPPORT BASES WITHOUT DOOR FOR EDF CONNECTION SWITCH - PLUMBABLE WHITE RAL 9016

Code	Depth	Outer dim. LxHxD (mm)	Pack / Carton
GW40511	40 mm	250x225x43.5	4
GW40512	55 mm	250x225x58.5	3

ACCESSORIES SUPPLIED: fixing screws for the circuit breaker, screwcaps for sealing.

COMPLEMENTARY ITEMS



GW 40 531

BLANK DOOR WITH FRAME FOR FINISHING FRENCH STANDARD MODULAR ENCLOSURES WITHOUT DOOR WHITE RAL 9016 - IP40

Code	For enclosures	Pack / Carton
GW40531	13 mod.- 1 row	8
GW40532	26 mod.- 2 rows	4
GW40533	39 mod.- 3 rows	4
GW40534	52 mod.- 4 rows	2

CHARACTERISTICS: pre-arranged for housing the GW40422 cylinder security locks




GW 40 536

TRANSPARENT SMOKED DOOR WITH FRAME FOR FINISHING FRENCH STANDARD MODULAR ENCLOSURES WITHOUT DOOR - WHITE RAL 9016 - IP40

Code	For enclosures	Pack / Carton
GW40536	13 mod.- 1 row	8
GW40537	26 mod.- 2 rows	4
GW40538	39 mod.- 3 rows	4
GW40539	52 mod.- 4 rows	2

CHARACTERISTICS: pre-arranged for housing the GW40422 cylinder security locks




GW 40 542

DOOR WITH FRAME FOR FINISHING SUPPORT BASES - CLIP FIXING WHITE RAL 9016 - IP40

Code	Outer dim. LxHxD (mm)	Door colour	Pack / Carton
GW40541	250x225	White RAL 9016	4
GW40542	250x225	Smoked Transparent	4

CHARACTERISTICS: pre-arranged for housing the GW40422 cylinder security locks.



GW 40 422

CYLINDRICAL SECURITY LOCK - FOR 40 CDE (FRENCH STANDARD) ENCLOSURES

Code	Material	Pack / Carton
GW40422	Pressure die-cast metal	1/10

ACCESSORIES SUPPLIED: 2 keys.

NOTES: All the keys and relative locks with the same product code are identical.

VDI COMMUNICATION BOXES



GW 40 506

GRADE 1 ENCLOSURES - TV DISTRIBUTION OVER COAXIAL CABLE - WHITE RAL 9016

Code	DTI/DTIo	xDSL filter	Number and type RJ 45	TV outputs TNT-SAT	Brassage	Max capacity	Pack / Carton
GW40506	1 DTI RJ 45	4 TEL + 1 DSL	4 Cat. 5e UTP	4 coaxial F-type	Internal	8 RJ 45	4

SUPPLIES: FR95202: box supplied in illustrated packaging. 1 RJ45 Test DTI with integrated RC module. 1 xDSL master filter with 4 telephone outputs and 1 box output. 1 5-2500 MHz coaxial TV-SAT splitter with 4 outputs. 1 Patch panel with 8 RJ45 slots. RJ45 Cat.5 e UTP connectors for tool-free wiring. GW40506 = 4 connectors; FR95202 = 6 connectors. 1 Set of RJ45 patch cords. 1 Earthing terminal block. 1 Free space on DIN rail for optical DTI.

DIMENSIONS: WxHxD = 250x225x112 mm.

NOTES: special renovation enclosures, for homes with planning permission submitted before 01/09/2016.



GW 40 508 DT

COFFRETS GRADE 2 TV - DISTRIBUTION TV SUR RJ 45 - BLANC RAL 9016

Code	DTI/DTIo	xDSL filter	Number and type RJ 45	TV outputs TNT-SAT	Brassage	Max capacity	Pack / Carton
GW40508ST	1 DTI RJ 45	-	4 Cat. 6 STP	1 RJ 45	Internal	7 RJ 45	1/5
GW40508DT	1 DTI RJ 45	1 TEL + 1 DSL	4 Cat. 6 STP	2 RJ 45	Internal	8 RJ 45	1/5

APPLICATION: tout média Télévision-Téléphone-Internet sur prises RJ 45; Tout logement, neuf et rénovation.

FOURNITURES:

GW40508ST:

- 1 DTI Test RJ45 avec module RC intégré.
- 1 Panneau de brassage à 8 emplacements RJ45.
- 4 Connecteurs RJ 45 Cat.6 STP Grade 2 TV à câblage sans outil.
- 1 Cordon de liaison DTI vers RJ 45.
- 1 Connecteur coaxial Type F mâle/mâle.
- 1 Cordon Balun coaxial Type F/Sortie RJ 45.
- 1 Bornier câblé de mise à la terre.
- 1 Emplacement libre sur rail DIN pour le DTI optique.

GW40508DT:

- 1 DTI Test RJ45 avec module RC intégré.
- 1 Panneau de brassage à 8 emplacements RJ45.
- 4 Connecteurs RJ 45 Cat.6 STP Grade 2 TV à câblage sans outil.
- 1 Filtre maître 1 sortie téléphone et 1 sortie xDSL.
- 1 Répartiteur TNT-SAT passif 5 - 2400 MHz 2 sorties RJ 45.
- 1 jeu de cordons de raccordement RJ45.
- 1 Bornier câblé de mise à la terre.
- 1 Emplacement libre sur rail DIN pour le DTI optique.

DIMENSIONS: LxHxP = 250x225x112 mm.

REMARQUES: selon NF C 15-100/A5 Titre 11; Arrêté "Réseaux de communication" du 03/08/2016; Guide XP C 90-483.



GW 40 509 QT

COFFRETS GRADE 2 TV - DISTRIBUTION TV SUR RJ 45 - BLANC RAL 9016

Code	DTI/DTIo	xDSL filter	Number and type RJ 45	TV outputs TNT-SAT	Brassage	Max capacity	Pack / Carton
GW40509DT	1 DTI RJ 45	1 TEL + 1 DSL	4 Cat. 6A STP	2 RJ 45	External	12 RJ 45	1/2
GW40509QT	1 DTI RJ 45	1 TEL + 1 DSL	8 Cat. 6A STP	4 amplified RJ 45	External	12 RJ 45	1/2

APPLICATION: all Television-Telephone-Internet media on RJ 45 sockets; All housing, new and renovation.

SUPPLIES:

GW40508ST:

- 1 DTI Test RJ45 with integrated RC module.
- 1 Patch panel with 8 RJ45 slots.
- 4 RJ 45 Cat.6 STP Grade 2 TV connectors for tool-free wiring.
- 1 DTI to RJ 45 link cable. 1 Type F male/male coaxial connector.
- 1 Type F coaxial Balun cable/RJ 45 output.
- 1 Wired earth terminal block.
- 1 Free DIN rail slot for optical DTI.

GW40508DT:

- 1 RJ45 DTI Test with integrated RC module.
- 1 Patch panel with 8 RJ45 slots.
- 4 RJ45 Cat.6 STP Grade 2 TV connectors for tool-free wiring.
- 1 Master filter with 1 telephone and 1 xDSL output.
- 1 Passive DTT-SAT splitter 5 - 2400 MHz with 2 RJ45 outputs.
- 1 Set of RJ45 patch cords.
- 1 Wired earth terminal block.
- 1 Free space on DIN rail for optical DTI.

DIMENSIONS: WxHxD = 250x225x112 mm.

NOTES: in accordance with NF C 15-100/A5 Titre 11; Arrêté "Réseaux de communication" du 03/08/2016; Guide XP C 90-483.



GW 40 510

INTERNET BOX ADJOINING ZONE - WHITE RAL 9016

Code	Description	Dimensions support plate	Pack / Carton
GW40510	Versatile and scalable support for internet box	HxL = 365x250mm	1/5

APPLICATION: installation of the Box close to the communication box, distribution of all Box signals to the RJ45 sockets in the home.

SUPPLIES:

1 Reversible Box support plate, for vertical or horizontal installation, shelf style.

1 Removable socket block with 6 pre-cut 45x45 slots.

1 Box retaining clamp.

1 2P+T 16A 230V socket on faceplate 45x45.

1 Cable outlet on faceplate 45x45.

2 Connection lugs for base plate / socket block.

1 High/low current partition.

DIMENSIONS: WxHxD = 250x438x125 mm for vertical installation.

NOTES: in accordance with NF C 15-100/AS Titre 11; Arrêté "Réseaux de communication" du 03/08/2016; Guide XP C 90-483.

VDI INSTALLATION COMPLEMENTS



GW 40 766

CONNECTEURS RJ 45

Code	Description	Application	Pack / Carton
GW40596	Kit of 2 RJ 45 Cat.5e UTP connectors + 1 RJ 45/RJ 45 cord 1 pair	Grade 1	1/10

FEATURES: RJ 45 Keystone format connectors for quick wiring without tools.



GW 40 776

PATCH CORDS AND CONNECTION CABLES

Code	Description	Application	Pack / Carton
GW40597	RJ 45/RJ 45 quadruple cord 1 pair	Telephone patching on 4 RJ	1/10



40 CDE



Scan the QR Code and find out all the technical informations.

FRENCH STANDARD ENCLOSURES

GERMAN STANDARD ENCLOSURES


SPANISH STANDARD ENCLOSURES



Surface-mounting enclosures equipped with phase, neutral and earth terminal blocks, with an IP20 rating in accordance with French regulations. Earth terminal blocks with Push-Wire clamping. VDI enclosures complete the offer for the distribution of TV, internet and telephony signals.



IP65-rated surface-mounting enclosures with top or bottom cable-entry flanges. IP30 surface- and IP40 flush-mounting versions with metal frame and door for masonry and plasterboard. Also available flush-mounting multimedia enclosures.



Flush-mounted versions with smoked door and IP40 rating. The enclosures are designed to accommodate the ICP power limiter.

42 RV

Surface and flush-mounting watertight emergency enclosures

IP55 watertight enclosures, Red RAL 3000, available in 5 versions: with backlit push button; can be equipped with 22 mm dia. stop button or with rail coupling, the latter being available in Grey RAL 7035. The best seller is the GW42201, equipped with 1 NO contact and 1 NC contact and expandable up to 4 contacts, supplied with 1 long automatically operated push-button when glass is broken or short button for manual operation.



42 RV - WATERTIGHT ENCLOSURES FOR EMERGENCY MANOEUVRES - IP55

INSTALLATION

IP
55

GWT
650°C

TP
70°C

CLASS II

EN 61140

EQUIPMENT WITH ILLUMINABLE PUSH-BUTTON



GW 42 201

WATERTIGHT ENCLOSURE FOR EMERGENCY SYSTEMS, EQUIPPED WITH ILLUMINATED PUSH-BUTTON AND 2 CONTACTS 1NO+1NC THAT CAN BE EXPANDED UP TO 4 CONTACTS PRE-ARRANGEMENT FOR USE OF GREEN LED TO INDICATE THE GOOD CONDITION OF THE EMERGENCY CIRCUIT



Code	Outer dim. LxHxD (mm)	Colour	No. of contacts that can be installed	Pack / Carton
GW42201	120x120x50	Red RAL 3000	4	1/10

CHARACTERISTICS: can be mounted on flush-mounting box GW24403. Contact-holder flange with 4 seats.

ACCESSORIES SUPPLIED: substitute button key for the possible configuration of manual or automatic activation when the glass is broken, self-adhesive pictograms "Break the glass" and "Press the button key", screwcaps for double insulation, screws and accessories for plumbing the front, 1 NO contact and 1 NC contact.

Sicur Push breakable glass.

NOTES: substitute NO contacts: GW74201, NC: GW74202; lamps for push-button backlighting: GW30951 12 V-/-, GW30952 24 V-/-, GW30943 230 V-/-; green LEDs for signalling the integrity of the emergency circuit: GW30958 for 12 to 24 V-/-, GW30959 for 110 to 230 V-/-, GW30960 for 48 V-/-; To restore the double insulation use the relative screwcaps supplied.

Pre-arranged for installation of 4 contacts type NO or NC.

FITTED WITH HOLE Ø 22 MM



GW 42 204

WATERTIGHT ENCLOSURE FOR EMERGENCY SYSTEMS FITTED WITH HOLE Ø 22MM



Code	Outer dim. LxHxD (mm)	Colour	Pack / Carton
GW42204	108x180x100	Red RAL 3000	1/10

ACCESSORIES SUPPLIED: Door fitted with lock with 2 keys, self adhesive pictogram "Break glass" and screwcaps for double insulation.

Sicur Push breakable glass.

To restore the double insulation, use the relative accessories supplied (module masks and screwcaps) or the brackets for surface-mounting (GW44621).

NOTES: compatible with momentary push-buttons, selectors and indicators Ø 22 mm of the 74 PS series.

WITH DIN RAIL



GW 42 202

WATERTIGHT ENCLOSURES FOR EMERGENCY USE AND SPECIAL APPLICATIONS WITH RAIL DIN



Code	No. of modules EN 50022	Outer dim. LxHxD (mm)	Dispersible power (W)	Pack / Carton
Colour: Red RAL 3000				
GW42206	4	108x180x100	12	1/10
GW42202	8	180x180x100	18	1/10
Colour: Grey RAL 7035				
GW42207	4	108x180x100	12	1/10
GW42208	8	180x180x100	18	1/10

ACCESSORIES SUPPLIED: door fitted with lock with 2 keys, self adhesive pictogram "Break glass", circuit label and screwcaps for double insulation. Sicur Push breakable glass. GW42207 pre-arranged also for the installation of momentary push-buttons, mushroom-head push-buttons, selectors and indicators ø 22 mm of the 74PS series.

NOTES: Dispersible power calculated according to CEI 23-49.

To restore the double insulation use the relative accessories supplied (module mask and screwcaps) or brackets for surface mounting GW44621.

WITH BACK-MOUNTING PLATE



GW 42 203

WATERTIGHT ENCLOSURE FOR EMERGENCY USE AND SPECIAL APPLICATIONS WITH GALVANISED METAL BACK MOUNTING PLATE



Code	Outer dim. LxHxD (mm)	Colour	Pack / Carton
GW42203	180x180x100	Red RAL 3000	1/10

ACCESSORIES SUPPLIED: Door fitted with lock with 2 keys, self adhesive pictogram "Break glass" and screwcaps for double insulation. "Sicur Push" breakable glass.

To restore the double insulation use the relative accessories supplied (module mask and screwcaps) or brackets for surface mounting GW44621

FLUSH-MOUNTING ENCLOSURE WITH DIN RAIL



GW 42 232

WATERTIGHT FLUSH-MOUNTING ENCLOSURES FOR EMERGENCIES AND SPECIAL APPLICATIONS WITH RAIL DIN



Code	No. of modules EN 50022	Outer dim. LxHxD (mm)	Dispersible power (W)	Colour	Pack / Carton
GW42231	4	145x200x70	12	Red RAL 3000	1/10
GW42232	4	145x200x70	12	Grey RAL 7035	1/10

ACCESSORIES SUPPLIED: door equipped with security lock with 1 key, self-adhesive pictogram "Break the glass", user label. "Sicur Push" breakable glass.

NOTES: if the flush-mounting box is not embedded in line with the wall, use the screw kit plus the spacers GW48645. dispersible power calculated according to IEC 60670-24.

To restore the double insulation use the relative accessories supplied (module masks and screwcaps)

COMPLEMENTARY ITEMS

GLASS BREAKER




GW 42 216

GLASS BREAKER WITH UNIVERSAL FIXING SUPPORT

Code	Colour	Support dimension (mm)	Pack / Carton
GW42216	Toner black	70x60	1/10

CHARACTERISTICS: the hammer is joined to the base with a fine chain, so it can not be lost.


SPARE GLASS



GW 42 212

SPARE SICUR PUSH GLASS FOR WATERTIGHT ENCLOSURES FOR EMERGENCIES

Code	For enclosures	Pack / Carton
GW42211	GW42201	1/10
GW42213	GW42204, GW42206, GW42207	1/10
GW42212	GW42202, GW42203, GW42208	1/10
GW42214	GW42231, GW42232	1/10



GW 32 457

SPARE BREAKABLE GLASS FOR PLATES FOR LIFTS/EMERGENCIES

Code	Suitable for	Pack / Carton
GW32457	GW32450, GW32451, GW32452, GW32453	1/10

ACCESSORIES AND SPARE PARTS



MINIATURE LAMPS WITH WIRED LEAD


Code	Lamp voltage	Lamp power	Lamp	Light emitted	Pack / Carton
GW30951	12V ac/dc	0.4 W	Incandescence	White	50
GW30952	24V ac/dc	0.8 W	Incandescence	White	50
GW30943	230 V ac	0.4 W	Fluorescent	Red	50
GW30945	110V ac/dc	0.8 W	Fluorescent	White	50



GW 30 958

SIGNALLING UNIT FOR INTEGRITY OF EMERGENCY CIRCUIT - WITH LEDS


Code	Lamp voltage	Lamp	Light emitted	Pack / Carton
GW30958	12-24V ac/dc	LED	Green	10
GW30959	110-230V ac/dc	LED	Green	10
GW30960	48V ac/dc	LED	Green	10



CONTACTS - ITH 10A - 240V AC

Code	Type	Category of use 240V ac15	Category of use 240V dc13	Colour	For enclosure	Pack / Carton
GW74201	1 NO	3 A	0.27 A	Green	GW42201	10/60
GW74202	1 NC	3 A	0.27 A	Red	GW42201	10/60

CHARACTERISTICS: GW74202, suitable for opening the contact also in the event of it slightly sticking, in conformity with the EN 60947-5-1 standard. Clip assembly on the contact-holder flanges. Contacts compatible with emergency control unit GW42201.



GW 40 422

CYLINDRICAL SECURITY LOCK - SUITABLE FOR PLATES USED IN LIFTS/EMERGENCIES

Code	Material	Pack / Carton
GW40422	Pressure die-cast metal	1/10

ACCESSORIES SUPPLIED: 2 keys.

NOTES: All the keys and relative locks with the same product code are identical.



GW 48 644

WATERTIGHT CYLINDRICAL SECURITY LOCK

Code	For enclosures	Material	Pack / Carton
GW48644	48 PTC and 42 RV range	Pressure die-cast metal	1/10

ACCESSORIES SUPPLIED: 2 keys.

NOTES: All the keys and relative locks with the same product code are identical.



GW 48 645

KIT CONTAINING 4 LONG SELF-THREADING SCREWS WITH SPACERS FOR FIXING LIDS AND FRONTS

Code	Screw dimension (mm)	Spacer thickness (mm)	Pack / Carton
GW48645	Ø 4x45	Max 10 mm reducible	1/100

CHARACTERISTICS: the kit can also be used for the following flush-mounting ranges: CD/CDK (starting from 6 modules), 48 CM and 42 RV.



GW 44 621

WALL FIXING BRACKET, COMPLETE WITH SELF-TAPPING SCREWS



Code	Suitable for	Pack / Carton
GW44621	Enclosures 42 RV wall range	40/480

APPLICATIONS: used to maintain the double insulation and the original IP degree of protection of the boxes, containers and other GEWISS products.

ACCESSORIES SUPPLIED: 2 fixing screws.



GW 44 622

SCREWCAPS IN INSULATING MATERIAL



Code	Description	For enclosures	Pack / Carton
GW44622	Screwcap Ø16mm	GW42201	10/100
GW44623	Screwcap Ø25mm	from GW42202 to GW42208	10/100

APPLICATIONS: used to maintain the double insulation and the original IP degree of protection of the boxes, containers and other GEWISS products.



GW 40 423

4.5 MODULES COVER - COLOUR WHITE



Code	No. of modules EN 50022	Colour	Pack / Carton
GW40423	4.5	Grey RAL 7035	50



42 RV



Scan the QR Code and find out all the technical informations.

ENCLOSURES FOR EMERGENCY SYSTEMS



The GW42201 emergency-system enclosure is the ideal product for handling emergency systems. It can be fitted with up to four NO and NC contacts, and it also offers the possibility of signalling emergency circuit integrity, thanks to the green LED.

FUNCTIONALITY AND FLEXIBILITY IN A SINGLE ITEM



The GW42201 enclosure can be fitted with a short or long push button for voluntary movement or intrinsically safe operation, and has a back panel flange that expands the number of contacts installable up to four, thus increasing the configurable solutions.

MAXIMUM SECURITY



All the enclosures have a high IP55 protection rating and thanks to the emergency hammer (available as accessory), breakable panel and halogen-free materials, they are suitable for use even in areas open to the public.

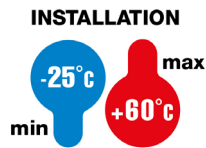
44 CE

Technopolymer surface-mounting watertight junction boxes

The 44 CE junction boxes range consists of 3 families made of different technopolymers (two of which are Halogen Free) and available in 11 sizes with an ordinary or high-capacity base, high or low lids, blank or transparent lids, smooth walls or with quick-entry cable glands.

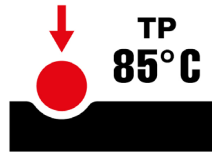


SURFACE-MOUNTING BOXES IN GWPLAST 75 - GWT 650°C - FOR ORDINARY JUNCTIONS



**IK
08**

**GWT
650°C**



WALLS WITH QUICK ENTRY CABLE GLANDS - IP44 AND IP55



GW 44 001

JUNCTION BOXES WITH PLAIN PRESS-ON LID - IP44 - GREY RAL 7035



Code	Internal dim. LxHxD (mm)	Entries No. holes / Ø	Pack / Carton
GW44001DY	Ø 65x35	4 / 23	1/120
GW44002DY	Ø 80x40	4 / 23	5/135
GW44003DY	80x80x40	6 / 23	5/90
GW44003DY6	80x80x40	6 / 23	1/12

NOTES: to restore the double insulation and original IP degree of protection of the boxes, use the isolating screwcaps.

CHARACTERISTICS: IP 44 boxes with IK07 impact resistance.

The external part of the junction box bottom is provided of central threaded seat. Quick entry cable glands for cables with Ø from 4 to 14 mm and tubes with Ø 16, 20 mm. pressure closing lid.



GW 44 024

JUNCTION BOXES WITH PLAIN QUICK FIXING LID - IP55 - GREY RAL 7035



Code	Internal dim. LxHxD (mm)	Entries No. holes / Ø	Lid screws (no. and type)	Pack / Carton
GW44024	100x100x50	6 / 29	4 insul. a 1/4 turn, sealable	66
GW44026	150x110x70	10 / 29	4 insul. a 1/4 turn, sealable	40

NOTES: to restore the double insulation and original IP degree of protection of the boxes, use the isolating screwcaps.

CHARACTERISTICS: Quick entry cable glands for cables with Ø from 4 to 14 mm and tubes with Ø 16, 20 and 25 mm. the box bottom has 2 windows of dimensions 6 x 4 mm that allows the box mounting of the box, using the cables ties, to mesh wire cables trays, perforated cables trays, pole supports, etc...



GW 44 007

JUNCTION BOXES WITH PLAIN SCREWED LID - IP55 - GREY RAL 7035



Code	Internal dim. LxHxD (mm)	Entries No. holes / Ø	Lid screws (no. and type)	Pack / Carton
GW44004	100x100x50	6 / 29	4 - Stainless steel	66
GW44005	120x80x50	6 / 29	4 - Stainless steel	66
GW44006	150x110x70	10 / 29	4 - Stainless steel	40
GW44007	190x140x70	10 / 37	4 insul. sealable hinged	24
GW44008	240x190x90	12 / 37	4 insul. sealable hinged	12
GW44009	300x220x120	12 / 48	4 insul. sealable hinged	6
GW44010	380x300x120	12 / 48	4 insul. sealable hinged	4
GW44011	460x380x120	14 / 48	6 insul. sealable hinged	3

ACCESSORIES SUPPLIED: GW44011 screwcaps for double insulation.

NOTES: to restore the double insulation and original IP degree of protection of the boxes, use the isolating screwcaps or the surface-mounting fixing brackets for boxes measuring at least 190x140mm.

CHARACTERISTICS:

quick entry cable glands, suitable for cables with Ø from 4 to 14mm.

For GW44007 and GW44008 quick entry cable glands suitable for conduits ø 16, 20, 25 and 32mm.

For GW44007, GW44008 quick entry cable glands suitable for conduits ø 16, 20, 25 and 32 mm.

For GW44009, GW44010, GW44011 quick entry cable glands suitable for conduits ø 16, 20, 25, 32 and 40mm.

SMOOTH WALLS - IP55 AND IP56

JUNCTION BOXES WITH PLAIN QUICK FIXING LID - IP55 - GREY RAL 7035



Code	Internal dim. LxHxD (mm)	Max Ø holes possible	Lid screws (no. and type)	Pack / Carton
GW44234	100x100x50	29 mm	4 insul. a 1/4 turn, sealable	105
GW44236	150x110x70	29 mm	4 insul. a 1/4 turn, sealable	50

NOTES: to restore the double insulation and original IP degree of protection of the boxes, use the isolating screwcaps.



GW 44 234

JUNCTION BOXES WITH PLAIN SCREWED LID - IP56 - GREY RAL 7035



Code	Internal dim. LxHxD (mm)	Max Ø holes possible	Lid screws (no. and type)	Pack / Carton
GW44204	100x100x50	29 mm	4 - Stainless steel	105
GW44205	120x80x50	29 mm	4 - Stainless steel	91
GW44206	150x110x70	29 mm	4 - Stainless steel	50
GW44207	190x140x70	37 mm	4 insul. sealable hinged	30
GW44208	240x190x90	37 mm	4 insul. sealable hinged	14
GW44209	300x220x120	48 mm	4 insul. sealable hinged	6
GW44210	380x300x120	48 mm	4 insul. sealable hinged	4
GW44211	460x380x120	48 mm	6 insul. sealable hinged	3

ACCESSORIES SUPPLIED: GW44211 screwcaps for double insulation.

NOTES: to restore the double insulation and original IP degree of protection of the boxes, use the isolating screwcaps or the surface-mounting fixing brackets for boxes measuring at least 190x140mm.



GW 44 207

JUNCTION BOXES WITH DEEP SCREWED LID - IP56 - GREY RAL 7035



Code	Internal dim. LxHxD (mm)	Max Ø holes possible	Lid screws (no. and type)	Pack / Carton
GW44214	100x100x120	29 mm	4 - Stainless steel	45
GW44216	150x110x140	29 mm	4 - Stainless steel	24
GW44217	190x140x140	37 mm	4 insul. sealable hinged	12
GW44218	240x190x160	37 mm	4 insul. sealable hinged	12
GW44219	300x220x180	48 mm	4 insul. sealable hinged	7
GW44220	380x300x180	48 mm	4 insul. sealable hinged	3
GW44221	460x380x180	48 mm	6 insul. sealable hinged	2

ACCESSORIES SUPPLIED: GW44221 screwcaps for double insulation.

NOTES: to restore the double insulation and original IP degree of protection of the boxes, use the isolating screwcaps or the surface-mounting fixing brackets for boxes measuring at least 190x140mm.



GW 44 217

HIGH CAPACITY BOTTOM WITH SMOOTH WALLS - IP56



GW 44 117

JUNCTION BOXES WITH HIGH CAPACITY BOTTOM AND PLAIN SCREWED LID - GREY RAL 7035



Code	Internal dim. LxHxD (mm)	Max Ø holes possible	Effective height of bottom	Lid screws (no. and type)	Pack / Carton
GW44114	100x100x80	48 mm	63 mm	4 - Stainless steel	1/45
GW44117	190x140x110	54 mm	83 mm	4 insul. sealable hinged	1/16
GW44118	240x190x130	54 mm	100 mm	4 insul. sealable hinged	1/12
GW44119	300x220x170	54 mm	119 mm	4 insul. sealable hinged	1/7
GW44120	380x300x170	54 mm	119 mm	4 insul. sealable hinged	1/3

NOTES: to restore the double insulation and original IP degree of protection of the boxes, use the isolating screwcaps or the surface-mounting fixing brackets for boxes measuring at least 190x140mm.

For all box/back-mounting plate combinations, refer to the summary.

APPLICATIONS: used to connect conduits up to Ø 40mm (for the 100x100x80mm version) and up to Ø 50mm (for the other sizes).

CHARACTERISTICS: for codes GW44117; GW44118; GW44119; GW44120, Ui=750V in accordance with EN 60670-1 and EN 60670-22. For applications in the photovoltaic environment, use the wall fixing brackets - code GW44621.



GW 44 137

JUNCTION BOXES WITH HIGH CAPACITY BOTTOM AND TRANSPARENT PLAIN SCREWED LID GREY RAL 7035



Code	Internal dim. LxHxD (mm)	Max Ø holes possible	Effective height of bottom	Lid screws (no. and type)	Pack / Carton
GW44137	190x140x110	54 mm	83 mm	4 insul. sealable hinged	1/16
GW44138	240x190x130	54 mm	100 mm	4 insul. sealable hinged	1/12
GW44139	300x220x170	54 mm	119 mm	4 insul. sealable hinged	1/7
GW44140	380x300x170	54 mm	119 mm	4 insul. sealable hinged	1/3

NOTES: to restore the double insulation and original IP degree of protection of the boxes, use the isolating screwcaps or the surface-mounting fixing brackets for boxes measuring at least 190x140mm.

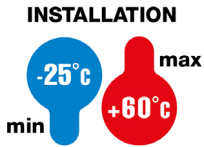
For all box/back-mounting plate combinations, refer to the summary.

APPLICATIONS: used to connect conduits up to Ø 50mm.

CHARACTERISTICS: for codes GW44137; GW44138; GW44139; GW44140, Ui=750V in accordance with EN 60670-1 and EN 60670-22.

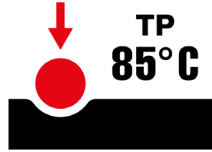
For applications in the photovoltaic environment, use the wall fixing brackets - code GW44621.

SURFACE-MOUNTING BOXES IN GWPLAST 75 - GWT 960°C - FOR SPECIAL USES



**IK
08**

**GWT
960°C**



WALLS WITH QUICK ENTRY CABLE GLANDS - IP44 AND IP55

JUNCTION BOXES WITH PLAIN PRESS-ON LID - IP44 - GREY RAL 7035



GW 44 051

**GWT
960°C**

Code	Internal dim. LxHxD (mm)	Entries No. holes / Ø	Pack / Carton
GW44051	Ø 65x35	4 / 23	5/280
GW44052	Ø 80x40	4 / 23	5/135
GW44053	80x80x40	6 / 23	5/90

CARATTERISTICHE: Casing type H in accordance with EN60670-1, and type Ha in accordance with IEC60670-1. IK07 impact resistance.

The external part of the junction box bottom is provided of central threaded seat. Quick entry cable glands for cables with Ø from 4 to 14 mm and tubes with Ø 16, 20 mm. pressure closing lid.

APPLICATIONS: ideal for applications requiring a minimum GWT of 850°C in compliance with standards EN 60670 and IEC 60670, such as floating floors and suspended ceilings.

NOTES: to restore the double insulation and original IP degree of protection of the boxes, use the isolating screwcaps.

Quick entry cable glands for cables with Ø from 4 to 14 mm and tubes with Ø 16, 20 mm.

JUNCTION BOXES WITH PLAIN QUICK FIXING LID - IP55 - GREY RAL 7035



GW 44 054

**GWT
960°C**

Code	Internal dim. LxHxD (mm)	Entries No. holes / Ø	Lid screws (no. and type)	Pack / Carton
GW44054	100x100x50	6 / 29	4 insul. a 1/4 turn, sealable	66
GW44056	150x110x70	10 / 29	4 insul. a 1/4 turn, sealable	40

CHARACTERISTICS: Casing type H in accordance with EN60670-1, and type Ha in accordance with IEC60670-1. Quick entry cable glands for cables with Ø from 4 to 14 mm and tubes with Ø 16, 20 and 25 mm. the box bottom has 2 windows of dimensions 6 x 4 mm that allows the box mounting of the box, using the cables ties, to mesh wire cables trays, perforated cables trays, pole supports, etc...

APPLICATIONS: ideal for applications requiring a minimum GWT of 850°C in compliance with standards EN 60670 and IEC 60670, such as floating floors and suspended ceilings.

NOTES: to restore the double insulation and original IP degree of protection of the boxes, use the isolating screwcaps.



GW 44 051 R

JUNCTION BOXES WITH PLAIN PRESS-ON LID - IP44 BOX BASE RED RAL 3000, LID AND CABLE GLAND GREY RAL 7035

GWT
960°C

Code	Internal dim. LxHxD (mm)	Entries No. holes / Ø	Pack / Carton
GW44051R	Ø 65x35	4 / 23	5/280
GW44053R	80x80x40	6 / 23	5/90

CHARACTERISTICS: Casing type H in accordance with EN60670-1, and type Ha in accordance with IEC60670-1. thermo-pressure with ball = 75° C.

The external part of the junction box bottom is provided of central threaded seat.

Quick entry cable glands for cables with Ø from 4 to 14 mm and tubes with Ø 16, 20 mm.

pressure closing lid.

APPLICATION: Ideal for safety circuits (door release, illumination, signal) and for ideal for applications requiring a minimum GWT of 850°C in compliance with standards EN 60670 and IEC 60670, such as floating floors and suspended ceilings.

NOTES: to restore the double insulation and original IP degree of protection of the boxes, use the isolating screwcaps.

Quick entry cable glands for cables with Ø from 4 to 14 mm and tubes with Ø 16, 20 mm.



GW 44 054 R

JUNCTION BOXES WITH PLAIN QUICK FIXING LID - IP55 BOX BASE RED RAL 3000, LID AND CABLE GLAND GREY RAL 7035

GWT
960°C

Code	Internal dim. LxHxD (mm)	Entries No. holes / Ø	Lid screws (no. and type)	Pack / Carton
GW44054R	100x100x50	6 / 29	4 insul. a 1/4 turn, sealable	66
GW44056R	150x110x70	10 / 29	4 insul. a 1/4 turn, sealable	40

CHARACTERISTICS: Casing type H in accordance with EN60670-1, and type Ha in accordance with IEC60670-1. thermo-pressure with ball = 75° C. Quick entry cable glands for cables with Ø from 4 to 14 mm and tubes with Ø 16, 20 and 25 mm. the box bottom has 2 windows of dimensions 6 x 4 mm that allows the box mounting of the box, using the cables ties, to mesh wire cables trays, perforated cables trays, pole supports, etc...

APPLICATIONS: ideal for applications requiring a minimum GWT of 850°C in compliance with standards EN 60670 and IEC 60670, such as floating floors and suspended ceilings.

NOTES: to restore the double insulation and original IP degree of protection of the boxes, use the isolating screwcaps.

Quick entry cable glands for cables with Ø from 4 to 14 mm and tubes with Ø 16, 20 and 25 mm.



GW 44 057

JUNCTION BOXES WITH PLAIN SCREWED LID - IP55 - GREY RAL 7035

GWT
960°C

Code	Internal dim. LxHxD (mm)	Entries No. holes / Ø	Lid screws (no. and type)	Pack / Carton
GW44055	120x80x50	6 / 29	4 - Stainless steel	66
GW44057	190x140x70	10 / 37	4 insul. sealable hinged	24
GW44058	240x190x90	12 / 37	4 insul. sealable hinged	12
GW44059	300x220x120	12 / 48	4 insul. sealable hinged	6
GW44060	380x300x120	12 / 48	4 insul. sealable hinged	4
GW44061	460x380x120	14 / 48	4 insul. sealable hinged	3

ACCESSORIES SUPPLIED: GW44061 screwcaps for double insulation.

CHARACTERISTICS: Casing type H in accordance with EN60670-1, and type Ha in accordance with IEC60670-1.

APPLICATIONS: ideal for applications requiring a minimum GWT of 850°C in compliance with standards EN 60670 and IEC 60670, such as floating floors and suspended ceilings.

NOTES: to restore the double insulation and original IP degree of protection of the boxes, use the isolating screwcaps or the surface-mounting fixing brackets for boxes measuring at least 190x140mm.

For GW44055 quick entry cable glands, suitable for cables with Ø from 4 to 14mm and conduits Ø 16, 20 and 25mm.

For GW44057 and GW44058 quick entry cable glands, suitable for cables with Ø from 4 to 14mm and conduits Ø 16, 20, 25 and 32mm.

For GW44059, GW44060 and GW44061 quick entry cable glands, suitable for cables with Ø from 4 to 14mm and conduits Ø 16, 20, 25, 32 and 40mm.

SMOOTH WALLS - IP56



GW 44 277

JUNCTION BOXES WITH PLAIN SCREWED LID - IP56 - GREY RAL 7035

**GWT
960°C**

Code	Internal dim. LxHxD (mm)	Max Ø holes possible	Lid screws (no. and type)	Pack / Carton
GW44274	100x100x50	29 mm	4 - Stainless steel	105
GW44275	120x80x50	29 mm	4 - Stainless steel	91
GW44276	150x110x70	29 mm	4 - Stainless steel	50
GW44276C	150x110x70	29 mm	4 - Stainless steel	50
GW44277	190x140x70	37 mm	4 insul. sealable hinged	30
GW44277C	190x140x70	37 mm	4 insul. sealable hinged	30
GW44278	240x190x90	37 mm	4 insul. sealable hinged	14
GW44279	300x220x120	48 mm	4 insul. sealable hinged	6
GW44280	380x300x120	48 mm	4 insul. sealable hinged	4
GW44281	460x380x120	48 mm	6 insul. sealable hinged	3

ACCESSORIES SUPPLIED: GW44281 screwcaps for double insulation.

CHARACTERISTICS: for codes GW44277; GW44277C; GW44278; GW44279; GW44280; GW44281 Ui=750V in accordance with EN 60670-1 and EN 60670-22.

For applications in a photovoltaic environment, use the surface-mounting brackets - code GW44621. Type H casing in accordance with EN60670-1, and type Ha in accordance with IEC60670-1. For junction boxes GW44276C and GW44277C, thermo-pressure with ball TP = 75°C according to EN 60670-1 and IEC 60670-1. Maximum installation temperature +50°C.

APPLICATIONS: ideal for applications requiring a minimum GWT of 850°C in compliance with standards EN 60670 and IEC 60670, such as floating floors and suspended ceilings.

NOTES: to restore the double insulation and original IP degree of protection of the boxes, use the isolating screwcaps or the surface-mounting fixing brackets for boxes measuring at least 190 x 140mm.

Junction boxes GW44276C and GW44277C certified CSA (in accordance with UL50). To be used with multipolar terminal blocks 5 x 6mm2 GW44610C.



GW 44 260

JUNCTION BOXES WITH DEEP SCREWED LID - IP56 - GREY RAL 7035

**GWT
960°C**

Code	Internal dim. LxHxD (mm)	Max Ø holes possible	Lid screws (no. and type)	Pack / Carton
GW44254	100x100x120	29 mm	4 - Stainless steel	45
GW44255	120x80x120	29 mm	4 - Stainless steel	55
GW44256	150x110x140	29 mm	4 - Stainless steel	24
GW44257	190x140x140	37 mm	4 insul. sealable hinged	16
GW44258	240x190x160	37 mm	4 insul. sealable hinged	12
GW44259	300x220x180	48 mm	4 insul. sealable hinged	7
GW44260	380x300x180	48 mm	4 insul. sealable hinged	3
GW44261	460x380x180	48 mm	6 insul. sealable hinged	2

ACCESSORIES SUPPLIED: GW44261 screwcaps for double insulation.

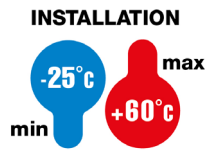
CHARACTERISTICS: for codes GW44257; GW44258; GW44259; GW44260; GW44261 Ui=750V in accordance with EN 60670-1 and EN 60670-22.

For applications in the photovoltaic environment, use the wall fixing brackets - code GW44621. Casing type H in accordance with EN60670-1, and type Ha in accordance with IEC60670-1.

APPLICATIONS: ideal for applications requiring a minimum GWT of 850°C in compliance with standards EN 60670 and IEC 60670, such as floating floors and suspended ceilings.

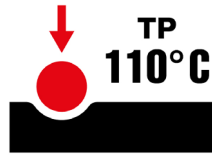
NOTES: to restore the double insulation and original IP degree of protection of the boxes, use the isolating screwcaps or the surface-mounting fixing brackets for boxes measuring at least 190x140mm.

SURFACE-MOUNTING BOXES IN GWPLAST 120 - GWT 650°C - FOR INDUSTRIAL USES



**IK
08**

**GWT
650°C**



BLANK LID - IP56



GW 44 407

BOXES WITH SMOOTH WALLS FOR JUNCTIONS AND FOR ELECTRIC AND ELECTRONIC EQUIPMENT PLAIN SCREWED LID - GREY RAL 7035



Code	Internal dim. LxHxD (mm)	Max Ø holes possible	Lid screws (no. and type)	Pack / Carton
GW44404	100x100x50	29 mm	4 - Stainless steel	108
GW44405	120x80x50	29 mm	4 - Stainless steel	108
GW44406	150x110x70	29 mm	4 - Stainless steel	50
GW44407	190x140x70	37 mm	4 insul. sealable hinged	32
GW44408	240x190x90	37 mm	4 insul. sealable hinged	14
GW44409	300x220x120	48 mm	4 insul. sealable hinged	6
GW44410	380x300x120	48 mm	4 insul. sealable hinged	4
GW44411	460x380x120	48 mm	6 insul. sealable hinged	3

ACCESSORIES SUPPLIED: GW44411 screwcaps for double insulation.

NOTES: to restore the double insulation and original IP degree of protection of the boxes, use the isolating screwcaps or the surface-mounting fixing brackets for boxes measuring at least 190x140mm.

CHARACTERISTICS: for codes GW44407; GW44408; GW44409; GW44410; GW44411 Ui=1000V in accordance with EN 60670-1 and EN 60670-22.

For applications in the photovoltaic environment, use the wall fixing brackets - code GW44621.



GW 44 417

BOXES WITH SMOOTH WALLS FOR JUNCTIONS AND FOR ELECTRIC AND ELECTRONIC EQUIPMENT DEEP SCREWED LID - GREY RAL 7035



Code	Internal dim. LxHxD (mm)	Max Ø holes possible	Lid screws (no. and type)	Pack / Carton
GW44414	100x100x120	29 mm	4 - Stainless steel	45
GW44415	120x80x120	29 mm	4 - Stainless steel	55
GW44416	150x110x140	29 mm	4 - Stainless steel	24
GW44417	190x140x140	37 mm	4 insul. sealable hinged	16
GW44418	240x190x160	37 mm	4 insul. sealable hinged	12
GW44419	300x220x180	48 mm	4 insul. sealable hinged	7
GW44420	380x300x180	48 mm	4 insul. sealable hinged	3
GW44421	460x380x180	48 mm	6 insul. sealable hinged	2

ACCESSORIES SUPPLIED: GW44421 screwcaps for double insulation.

NOTES: to restore the double insulation and original IP degree of protection of the boxes, use the isolating screwcaps or the surface-mounting fixing brackets for boxes measuring at least 190x140mm.

CHARACTERISTICS: for codes GW44417; GW44418; GW44419; GW44420; GW44421 Ui=1000V in accordance with EN 60670-1 and EN 60670-22.

For applications in the photovoltaic environment, use the wall fixing brackets - code GW44621.

TRANSPARENT LID - IP56



GW 44 427

BOXES WITH SMOOTH WALLS FOR JUNCTIONS AND FOR ELECTRIC AND ELECTRONIC EQUIPMENT PLAIN SCREWED LID - GREY RAL 7035



Code	Internal dim. LxHxD (mm)	Max Ø holes possible	Lid screws (no. and type)	Pack / Carton
GW44426	150x110x70	29 mm	4 - Stainless steel	50
GW44427	190x140x70	37 mm	4 insul. sealable hinged	32
GW44428	240x190x90	37 mm	4 insul. sealable hinged	14
GW44429	300x220x120	48 mm	4 insul. sealable hinged	6
GW44430	380x300x120	48 mm	4 insul. sealable hinged	4
GW44431	460x380x120	48 mm	6 insul. sealable hinged	3

ACCESSORIES SUPPLIED: GW44431 screwcaps for double insulation.

NOTES: to restore the double insulation and original IP degree of protection of the boxes, use the isolating screwcaps or the surface-mounting fixing brackets for boxes measuring at least 190x140mm.

CHARACTERISTICS: for codes GW44427; GW44428; GW44429; GW44430; GW44431 Ui=1000V in accordance with EN 60670-1 and EN 60670-22.
For applications in the photovoltaic environment, use the wall fixing brackets - code GW44621.



GW 44 437

BOXES WITH SMOOTH WALLS FOR JUNCTIONS AND FOR ELECTRIC AND ELECTRONIC EQUIPMENT DEEP SCREWED LID - GREY RAL 7035



Code	Internal dim. LxHxD (mm)	Max Ø holes possible	Lid screws (no. and type)	Pack / Carton
GW44436	150x110x140	29 mm	4 - Stainless steel	24
GW44437	190x140x140	37 mm	4 insul. sealable hinged	16
GW44438	240x190x160	37 mm	4 insul. sealable hinged	12
GW44439	300x220x180	48 mm	4 insul. sealable hinged	7
GW44440	380x300x180	48 mm	4 insul. sealable hinged	3
GW44441	460x380x180	48 mm	6 insul. sealable hinged	2

ACCESSORIES SUPPLIED: GW44441 screwcaps for double insulation.

NOTES: to restore the double insulation and original IP degree of protection of the boxes, use the isolating screwcaps or the surface-mounting fixing brackets for boxes measuring at least 190x140mm.

CHARACTERISTICS: for codes GW44437; GW44438; GW44439; GW44440; GW44441 Ui=1000V in accordance with EN 60670-1 and EN 60670-22.
For applications in the photovoltaic environment, use the wall fixing brackets - code GW44621.

COMPLEMENTARY ITEMS

BACK-MOUNTING PLATES



GW 44 615


BACK-MOUNTING PLATE IN GALVANISED STEEL WITH SELF-TAPPING FIXING SCREWS

Code	For boxes centre distance BxH (mm)	Pack / Carton
GW44615	190x140	20
GW44616	240x190	20
GW44617	300x220	20
GW44618	380x300	5
GW44619	460x380	5

NOTES: GW44615 also fitted for high capacity boxes GW44118 and GW44138.

GW44616 also fitted for high capacity boxes GW44119 and GW44139.

GW44617 also fitted for high capacity boxes GW44120 and GW44140.



GW 44 625

BACK-MOUNTING PLATE IN INSULATED MATERIAL WITH SELF-TAPPING FIXING SCREWS


Code	For boxes centre distance BxH (mm)	Pack / Carton
GW44625	190x140	20
GW44626	240x190	20
GW44627	300x220	20

NOTES: GW44625 also fitted for high capacity boxes GW44118 and GW44138.

GW44626 also fitted for high capacity boxes GW44119 and GW44139.

GW44627 also fitted for high capacity boxes GW44120 and GW44140.

INSTALLATION AND COUPLING ELEMENTS




GW 44 622

INSULATING SCREW CAPS



Code	Description	Pack / Carton
GW44622	Screwcap Ø16mm	10/100
GW44623	Screwcap Ø25mm	10/100

APPLICATIONS: used to maintain the double insulation and the original IP degree of protection of the boxes, containers and other GEWISS products.



GW 50 430

CABLE GLANDS IN FLEXIBLE POLYMER - GREY RAL 7035 - IP55

Code	For ext. conduits max (mm)	Mounting hole Ø (mm)	Glow Wire Test	Pack / Carton
GW50428DY	16	19	960 °C	8/96
GW50429DY	20	23	960 °C	8/96
GW50430DY	25	29	960 °C	8/96
GW50431DY	32	37	960 °C	8/96
GW50432DY	40	48	960 °C	8/48

NOTES: quick entry cable glands, except GW50428.

CHARACTERISTICS: quick entry cable glands, suitable for cables with Ø from 4 to 14mm.

Cable gland GW50429, suitable for conduits ø 16, 20mm.

Cable gland GW50430, suitable for conduits ø 16, 20, 25mm.


Cable gland GW50431, suitable for conduits ø 16, 20, 25, 32mm.

Cable gland GW50432, suitable for conduits ø 16, 20, 25, 32, 40mm.



Scan the QR Code and find out all the technical informations.

VERSIONS WITH QUICK-ENTRY
CABLE GLANDS



The boxes with cable glands enable quick insertion of rigid and flexible cables. The innovative geometric shape guarantees high-levels of mechanical performance and ensures that IP rating of the box is maintained even with cables or conduits inserted, thanks to the special suction effect.

LARGE CAPACITY BOXES



The boxes with high-capacity bottoms have been studied in every detail for practicality and robustness, even for the connection of larger diameter conduits (up to 50 mm). This attention to detail has produced a range of boxes that are ideal in systems with a high-density of connections,

HINGED LID VERSIONS




All GEWISS junction boxes 190x140 mm and larger in size have plastic screws with a spherical head allowing the lid to open like a small distribution board (GEWISS patent). This innovative system also allows the covers to be sealed.


42 TV

Multifunctional supporting bases

A range of boards for universal applications, as for example the support of electronic devices, power supply units or for the creation of small control boards with indicators and push-buttons. The cover with honeycomb finish offers the possibility of direct screw mounting of exposed equipment. Completing the offer is the watertight floor version outlet box ideal for example for the fixing of surface or recessed sockets-outlets.




DISTRIBUTION TOWER AND BOARDS



**IK
08**

**GWT
650°C**



SURFACE-MOUNTING DISTRIBUTION BOARDS - IP41



GW 42 001

BOARDS WITH REVERSIBLE DOOR - SMOOTH AND HONEYCOMB SURFACE - GREY RAL 7035

HF
HALOGEN FREE


Code	Outer dim. LxHxD (mm)	No. input	Pack / Carton
GW42001	200x150x40	Ø 20.5 = 16	32
GW42002	200x150x60	Ø 20.5 = 12 Ø 20.5/23 = 4	44
GW42003	200x150x80	Ø 20.5 = 12 Ø 20.5/23 = 4	32
GW42004	300x200x40	Ø 20.5 = 16	16
GW42005	300x200x60	Ø 23/29 = 16	21
GW42006	300x200x80	Ø 23/29 = 16	16
GW42007	300x200x120	Ø 23/29 = 16	10
GW42008	400x300x60	Ø 23/29 = 22	10
GW42009	400x300x80	Ø 23/29 = 22	8
GW42010	400x300x120	Ø 23/29 = 22	5

CHARACTERISTICS: TV board (BxH) 200x150 mm with impact resistance IK07.

NOTES: to restore the double insulation, use the screwcaps provided.

FLOOR MOUNTING AND WORKBENCH TOWER - IP55

PILLAR WITH REVERSIBLE DOOR WITH SMOOTH AND HONEYCOMBED SURFACE GREY RAL 7035



GW 68 441

Code	Outer dim. LxHxD (mm)	Houseable IB socket-outlets	Installable Q-DIN boards	Pack / Carton
GW68441	200x295x180	16/32 A	Q-DIN 5	1/6

CHARACTERISTICS: double-sided panels with smooth or honeycomb surface, for fixing interlocked switched socket-outlets 16/32A of the IB range: Combibloc, horizontal IP44 with bottom and vertical IP67 with bottom.

COMPLEMENTARY ITEMS





GW 44 615

BACK-MOUNTING PLATE WITH SELF-TAPPING FIXING SCREWS

Code	For boxes dimensions	For distribution boards	Pack / Carton
Material: Galvanized metal			
GW44615	190x140	GW42001 - GW42002 - GW42003	20
GW44616	240x190	GW42004 - GW42005 - GW42006 - GW42007	20
GW44617	300x220	GW42008 - GW42009 - GW42010	20
Material: Insulation			
GW44625	190x140	GW42001 - GW42002 - GW42003	20
GW44626	240x190	GW42004 - GW42005 - GW42006 - GW42007	20
GW44627	300x220	GW42008 - GW42009 - GW42010	20



42 TV



Scan the QR Code and find out all the technical informations.

A COMPLETE OFFER



The range consists of three sizes with different depths, and the practical floor-mounted tower. The accessories line includes back-mounting plates in sheet metal or insulating material, screwcaps to restore the IP protection rating and double insulation.

APPLICATION MULTIFUNCTIONALITY



The front panel of the support bases is reversible: one face is smooth, to facilitate the fitting of recessed components and the other has a hollow structure to facilitate visible fitting of the products. Ideal for control and signalling boards.

FLOOR-STANDING TOWER VERSION



The practical and functional floor-standing tower, with an IP55 rating, enables configurations with IB interlocked sockets, Q-DIN distribution boards and enclosures of the 27 COMBI range.



FLUSH-MOUNTING ENCLOSURES



Green Wall

FLUSH-MOUNTING SYSTEM
FOR PLASTERBOARD WALLS

pag. 62



40 CDi

FLUSH-MOUNTING DISTRIBUTION BOARDS
AND ENCLOSURES

pag. 70



48

FLUSH-MOUNTING JUNCTION
AND MODULAR BOXES SYSTEM

pag. 78



24 SC

FLUSH MOUNTING
SURFACE OR UNDERFLOOR BOXES

pag. 88

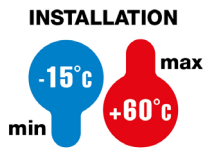
Green Wall

Flush-mounting system for plasterboard walls

The most complete system of containers for lightweight and plasterboard walls; GEWISS patented solutions. Made with halogen-free technopolymer and GWT 850°C. The range include enclosures and distribution boards up to 72 M; 48 PT DIN GREENWALL range junction boxes with integrated DIN rail on the back plate, compliant with CEI 23-49, ideal for the pre-arrangement and installation of domotic devices; boxes for wiring devices and boxes for interlocked switched socket-outlets.



40 CDKI GREEN WALL - ENCLOSURES AND DISTRIBUTION BOARDS FOR LIGHTWEIGHT AND PLASTERBOARD WALLS - IP40




**IK
08**

**IP
40**

**GWT
850°C**



SMOKED TRANSPARENT DOOR



GW 40 606 PM

MODULAR ENCLOSURES AND DISTRIBUTION BOARDS WITH WINDOWED PANEL AND EXTRACTABLE FRAME PREDISPOSED FOR HOUSING TERMINAL BLOCKS - WHITE RAL 9016 - SMOKED DOOR



Code	No. of modules EN 50022	Outer dim. LxHxD (mm)	Dispersible power (W)	Pack / Carton
GW40605PM	12	330x270x85	36	8
GW40606PM	24 (12x2)	330x420x85	37	6
GW40609PM	36 (18x2)	465x505x85	52	3
GW40610PM	54 (18x3)	465x680x95	62	3
GW40611PM	72 (18x4)	465x880x95	95	1

CHARACTERISTICS: Lead sealable and removable panels with windows, except for code GW40605PM. Back plates equipped with tabs for fixing on a metal structure for lightweight and plasterboard walls. Locators to mark the wall along the edges of the back plate. Horizontal modularity using the joining element GW40425 for enclosure GW40605PM. Vertical modularity using the joining element GW40425 for boards GW40606PM-GW40609PM-GW40610PM-GW40611PM.

NOTES: Dissipated power calculated according to CEI 23-49. Casing type H according to EN 60670-1, and type Ha according to IEC 60670-1. GWT 850°C, according to EN 60695-2-11, related to the green flush-mounting box.

Upon request, flush-mounting boxes and cabinets (including frame and DIN rails) can be supplied separately.

ACCESSORIES SUPPLIED: Self-tapping screws kit ø 4x45 mm with spacers for fixing frontal panels.

INSTALLATION: For the possible enclosure-terminal block combinations, refer to the summary "COMPATIBILITY OF FLUSH-MOUNTING ENCLOSURES WITH BIPOLAR AND UNIPOLAR TERMINAL BLOCKS" in the selection guides of 40CDI range.

COMPLEMENTARY ITEMS FOR ENCLOSURES AND BOARDS 40 CDKI GREEN WALL



GW 40 422

CYLINDER SECURITY LOCK FOR 40 CDKI ENCLOSURES

Code	Material	Pack / Carton
GW40422	Pressure die-cast metal	1/10

ACCESSORIES SUPPLIED: 2 keys.

NOTES: All the keys and relative locks with the same product code are identical.



GW 40 467

PLASTIC MODULE COVER PROFILE



Code	No. of modules EN 50022	Colour	Pack / Carton
GW40467	4.5	White RAL 9016	50

CHARACTERISTICS: clip fixing.



GW 40 412 B

INSULATED SCREW TERMINAL BLOCK BIPOLAR AND UNIPOLAR FOR ENCLOSURES AND BOARDS

Code	Pole 1 (mm ²)	Pole 2 (mm ²)	Fastener to supports	Pack / Carton
Type: Bipolar - Rated current 125 A				
GW40401	N (1x35) + (7x10)	E (1x35) + (7x10)	With screws	10
GW40402	N (3x35) + (10x10)	E (3x35) + (10x10)	With screws and/or clip	10
GW40404	N (5x35) + (14x10)	E (5x35) + (14x10)	With screws and/or clip	10
Type: Bipolar - Rated current 80 A - IP20				
GW40408B	N/E (2x16) + (7x10)	N/E (2x16) + (7x10)	With screws	1/10
GW40412B	N/E (3x16) + (11x10)	N/E (3x16) + (11x10)	With screws and/or clip	1/10
GW40418B	N/E (3x16) + (17x10)	N/E (3x16) + (17x10)	With screws and/or clip	1/10
Type: Unipolar - Rated current 80 A - IP20				
GW40408U	N/E (2x16) + (7x10)	-	With screws	1/10
GW40412U	N/E (3x16) + (11x10)	-	With screws and/or clip	1/10
GW40422U	N/E (3x16) + (29x10)	-	With screws and/or clip	1/10
GW40418U	N/E (3x16) + (17x10)	-	With screws and/or clip	1/10


ACCESSORIES SUPPLIED: fixing screws. The 80 A terminal blocks are equipped with N and E labels to be placed on the respective spaces to identify the poles.

CHARACTERISTICS: GWT 960°C according to EN60695-2-11.

INSTALLATION: for the possible enclosure-terminal block combinations, refer to the summary "EQUIPPABILITY OF GREEN WALL FLUSH-MOUNTING ENCLOSURES WITH TWO-POLE OR ONE-POLE TERMINAL" within the selection guides for the GREEN WALL range.

Green Wall

40 CDKI GREEN WALL - MULTI-SERVICE SYSTEM ENCLOSURES



**IK
08**

**IP
40**

**GWT
850°C**



MULTIMEDIA ENCLOSURES



GW 40 390 C

MULTIMEDIA ENCLOSURE COMPACT VERSION 36 DIN MODULES - WHITE RAL 9016 - BLANK DOOR



Code	Description	Outer dim. LxHxD (mm)	Pack / Carton
GW40390C	Front cover, inner frame and accessories 36 DIN modules	465x505x85	1
GW40688PM	Empty Green Wall back box 36 DIN modules	-	1/5

APPLICATIONS: the compact multimedia enclosure is the central element of multi-service wiring within the home, allowing the distribution of signals to the various rooms. The compact version is ideal for settings where the available space is limited and a small number of services need to be managed.

CHARACTERISTICS: the product is compliant with the CEI 306-2 Guide. The back of the box has plastic tabs for an easier installation on metal frames and drywall panels. The product can be joined vertically with other enclosures of the CDKi range (minimum size 36 DIN modules) using GW40425 coupling elements.

ACCESSORIES SUPPLIED: the GW40390C is composed of 1 pc front cover with blank door, 1 pc detachable frame with 2 pcs perforated mounting plates (1 pc with 18 Keystone Jack slots), 2 m velcro roll w=16 mm, 4 pcs brackets with screws, 4 pcs self-adhesive cable clips with cable ties, 5 pcs RJ45 Cat.6 keystone jacks.

INSTALLATION: the product can be installed on both lightweight and plasterboard partition walls.



GW 40 390 F

MULTIMEDIA ENCLOSURE COMPACT VERSION 54 DIN MODULES - WHITE RAL 9016 - BLANK DOOR



Code	Description	Outer dim. LxHxD (mm)	Pack / Carton
GW40390F	Front cover, inner frame and accessories 54 DIN modules	465x680x95	1
GW40689PM	Empty Green Wall back box 54 DIN modules	-	1/3

APPLICATIONS: the complete multimedia enclosure is the central element of multi-service wiring within the home, allowing the distribution of signals to the various rooms. The full version is ideal for residential settings where a large number of services and reception/transmission devices need to be managed.

CHARACTERISTICS: the product is compliant with the CEI 306-2 Guide. The back box has plastic tabs for easier installation on metal frames and drywall panels. The product can be joined vertically with other enclosures of the CDKi range (minimum size 36 DIN modules) using GW40425 coupling elements.

ACCESSORIES SUPPLIED: the GW40390F includes of 1 pc front cover with blank door, 1 pc detachable frame with 3 pcs perforated mounting plates (1 pc with 18 Keystone Jack slots), 3 m velcro roll w=16 mm, 6 pcs brackets with screws, 6 pcs self-adhesive cable clips with cable ties, 6 pcs RJ45 Cat.6 data sockets, 6 pcs RJ45-RJ45 Cat.6 Ethernet cable 0.6 m, 1 pc telephone splitter with 5 pcs RJ11 socket and 5 pcs RJ11-RJ45 telephone cables, 1 pc multiple socket.

INSTALLATION: the product can be installed on both lightweight and plasterboard partition walls.

TECHNICAL ACCESSORIES FOR HOME NETWORKING ENCLOSURES




GW 40 422

CYLINDRICAL SECURITY LOCK

Code	Material	Pack / Carton
GW40422	Pressure die-cast metal	1/10

ACCESSORIES SUPPLIED: 2 keys.

NOTES: all the keys and relative locks with the same product code are identical.



GW 40 425

ELEMENT FOR COMBINED COUPLING OF CDKI AND CDI FLUSH-MOUNTING DECORATIVE ENCLOSURES AND DISTRIBUTION BOARDS



Code	Fixing	Pack / Carton
GW40425	Clip	10

APPLICATIONS: for CDKi enclosures and boards from 12 modules upwards. Also suitable for 40 CDI decorative enclosures with 8 and 12 modules and for the QDSA enclosures. For CDKi GREEN WALL enclosures and boards, the GW40425 element permits horizontal paths for the 12M enclosure and vertical paths for 24M to 72M boards.

NOTES: GWT 850 °C according to EN 60695-2-11.



GW 38 098


TELEPHONE JACK EXPANSION KIT

Code	Description	Pack / Carton
GW38098	RJ11 telephone socket and telephone cable	1

ACCESSORIES SUPPLIED: 1 multiple telephone socket-outlet with 5 RJ11 socket-outlets.

Green Wall

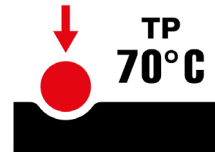
48 PT DIN GREEN WALL - JUNCTION BOXES FOR LIGHTWEIGHT AND PLASTERBOARD WALLS - IP40



IK
07

IP
40

GWT
850°C



FOR LIGHTWEIGHT AND PLASTERBOARD WALLS



GW 48 006 PM

JUNCTION AND CONNECTION BOXES FOR SIDE-BY-SIDE ASSEMBLY WITH DIN RAIL INTEGRATED ON THE BACK-MOUNTING BOX - COLOUR: WHITE LID RAL 9016



Code	Outer dim. LxHxD (mm)	Compartment pre-arrangement	No. EN 50022 mod. per comp.	Domotic equipment coupling	Dispersible max power (W)	No. supports GW44720	Pack / Carton
GW48006PM	196x152x75	2	4.5	DIN rail	11	2	1/30
GW48007PM	294x152x75	3	5	DIN rail	13	3	1/21
GW48008PM	392x152x75	4	5	DIN rail	17	4	1/14
GW48009PM	480x160x75	3	8	DIN rail	25	5	1/12

APPLICATIONS: boxes with a built-in DIN rail on the back-mounting box, in accordance with regulations that require to fix by DIN rail the devices that disperse a certain amount of power inside the junction boxes (calculated in compliance with CEI 23-49). Ideal for relocation of domotic equipment as actuators, power supplies, etc...

CHARACTERISTICS: surface embossing of the covers to facilitate painting. Pre-arrangement combined horizontal coupling using joining element, code GW48051. Lid protected with heat-shrinking film that also contains the bag of fixing screws. Locators to aid tracing the wall along the edges of the box. Boxes equipped with tabs for direct fixing on panels or a metal structure for lightweight and plasterboard walls. Possibility of fixing directly on the back-mounting box of the box.

ACCESSORIES SUPPLIED: ø3x38 mm screw kit for lid fixing.

NOTES: for the inputs, remove the knockouts after cutting the relative tangs with scissors. Dispersible power calculated according to CEI 23-49. Casing type H in accordance with EN60670-1, and type Ha in accordance with IEC60670-1.

GWT 850°C, according to EN 60695-2-11, relative to the green flush-mounting back-mounting box. Also for KNX devices from DIN rail, domotic devices for domestic ranges, and devices for video entryphones.



GW 48 126 PM

JUNCTION AND CONNECTION BOX FOR SIDE-BY-SIDE ASSEMBLY WITH DIN RAIL INTEGRATED ON THE BACK-MOUNTING BOX - TRANSPARENT LID



Code	Outer dim. LxHxD (mm)	Compartment pre-arrangement	No. EN 50022 mod. per comp.	Domotic equipment coupling	Dispersible max power (W)	No. supports GW44720	Pack / Carton
GW48126PM	196x152x75	2	4.5	DIN rail	11	2	1/30

APPLICATION: boxes with a built-in DIN rail on the back-mounting box, in accordance with regulations that require to fix by DIN rail the devices that disperse a certain amount of power inside the junction boxes (calculated in compliance with CEI 23-49).

CHARACTERISTICS: Pre-arrangement combined horizontal coupling using joining element, code GW48051. Lid protected with heat-shrinking film that also contains the bag of fixing screws. Locators to aid tracing the wall along the edges of the box. Boxes equipped with tabs for direct fixing on panels or a metal structure for lightweight and plasterboard walls. Possibility of fixing directly on the back-mounting box of the box.

ACCESSORIES SUPPLIED: ø3x38 mm screw kit for lid fixing.

NOTES: for the inputs, remove the knockouts after cutting the relative tangs with scissors. Dispersible power calculated according to CEI 23-49. Casing type H in accordance with EN60670-1, and type Ha in accordance with IEC60670-1.

GWT 850°C, according to EN 60695-2-11, relative to the green flush-mounting back-mounting box. Ideal for medical room applications where the earthing point must be inspectable.

COMPLEMENTARY ITEMS FOR BOXES FOR LIGHTWEIGHT AND PLASTERBOARD WALLS



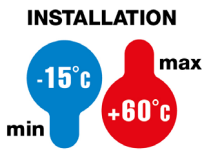
GW 48 012

INTERNAL DIVIDER FOR PT DIN AND PT DIN GREEN WALL BOXES



Code	For boxes PT DIN	For PT DIN GREEN WALL boxes	Pack / Carton
GW48012DY	GW48006 - GW48011	GW48006PM - GW48009PM	50/300


48 CM GREEN WALL - HIGH-CAPACITY BOXES FOR LIGHTWEIGHT AND PLASTERBOARD WALLS - IP40



**IK
07**

**IP
40**

**GWT
850°C**



PLAIN LID



GW 48 207 PM

JUNCTION AND CONNECTION BOXES FOR SIDE-BY-SIDE ASSEMBLY, FOR UPRIGHTS FOR LIGHTWEIGHT AND PLASTERBOARD WALLS PLAIN PLUMBABLE LID - WHITE RAL 9016



Code	Outer dim. LxHxD (mm)	Compartment pre-arrangement	Dispersible max power (W)	Pack / Carton
GW48207PM	260x260x121	2	13	8
GW48211PM	520x260x121	5	30	6

ACCESSORIES SUPPLIED: internal dividers, joint elements for combined assembly, self-adhesive symbol labels for circuit identification, and plumbable screws.


NOTES: dispersible power calculated according to IEC 60670-24. Casing type H in accordance with EN60670-1, and type Ha in accordance with IEC60670-1.

GWT 850°C, according to EN 60695-2-11, relative to the green flush-mounting back-mounting box.


CHARACTERISTICS: Locators to aid tracing the wall along the edges of the box. Boxes equipped with tabs for direct fixing on panels or a metal structure for lightweight and plasterboard walls. Possibility of fixing directly on the back-mounting box of the box. Horizontal modularity.

Green Wall

24 SC GREEN WALL - BOXES FOR MODULAR RANGES AND KNX DEVICES



GWT
850°C



RECTANGULAR BOXES FOR LIGHTWEIGHT AND PLASTERBOARD WALLS

HIGH CAPACITY RECTANGULAR BOXES FOR MODULAR DOMESTIC RANGES



GW 24 403 PM

HF
HALOGEN FREE

Code	Description	Fixing supports axles distance	Compartment pre-arrangement	Outer dim. LxHxD (mm)	Pack / Carton
GW24403PM	3 modules	83.5 mm	2	110x73x50	9/180
GW24403PMDY	3 modules	83.5 mm	3	119x80x50	9/180
GW24404PM	4 modules	108.5 mm	2	133x73x50	2/120
GW24404PMDY	4 modules	108.5 mm	4	144x85x50	2/120
GW24406PM	6-7 modules	100 mm	3	182x73x50	2/60
GW24406PMDY	6-7 modules	100 mm	6	194x90x50	2/60
GW24237PM	8 modules (4+4)	108.5 mm	2	131x129x53	2/24
GW24237PMDY	8 modules (4+4)	108.5 mm	2	131x129x53	1/24

CHARACTERISTICS: high resistance to mechanical stress and crushing. Removal of the knockouts without the use of tools. GW24403PM, GW24404PM, GW24406PM with unlosable metal grips and inserts with adjustable depth for fixing. GW24237PM with tabs for direct fixing on panels or a metal structure.

It is recommended to use a Ø 68 mm hollow mill for the correct installation of the rectangular boxes.

NOTES: Casing type H in accordance with EN60670-1, and type Ha in accordance with IEC60670-1.

GWT 850°C, according to EN 60695-2-11, relative to the green flush-mounting box.

ROUND BOXES FOR LIGHTWEIGHT AND PLASTERBOARD WALLS

FLUSH-MOUNTING ROUND BOXES Ø65 WITH ADJUSTABLE DEPTH INSERTS



GW 24 234 PM

HF
HALOGEN FREE

Code	Description	Fixing supports axles distance	Dimensions (mm)	Pack / Carton
GW24234PM	Round	60 mm	Ø 65x45	5/200
GW24234PMDY	Round	60 mm	Ø 65x45	5/200
GW24282PM	Double	-	125x72x45	2/108

CHARACTERISTICS: high resistance to mechanical stress and crushing. GW24282PM vertical assembly to be used in combination with 2 pcs vertically coupled GW16821 or GW16822 or GW16823 supports, (removing the knockouts located on their contact side) and the ChoruSmart International plates, 2 vertical gangs, 57 mm centre distance; Supplied with 4 pcs fixing screws. GW24234PM to be used in combination with GW16821 or GW16822 or GW16823 supports and the ChoruSmart International plates. Supplied with 4 pcs fixing screws. Removal of the knockouts without the use of tools. It is recommended to use a Ø 65 mm router bit for the correct installation of the round boxes.

NOTES: Casing type H in accordance with EN60670-1, and type Ha in accordance with IEC60670-1.

GWT 850°C, according to EN 60695-2-11 relative to the green flush-mounting box. for the inputs, remove the knockouts after cutting the relative tangs using scissors.


COMPLEMENTARY ITEMS FOR BOXES FOR LIGHTWEIGHT AND PLASTERBOARD WALLS - 24 SC GREEN WALL



GW 24 218

LID FOR ROUND FLUSH-MOUNTING BOXES - WHITE

Code	Description	Fixing	Pack / Carton
GW24218	Ø 65mm	With fixing clutches	50/400
GW24218CO	Ø 65mm	With fixing clutches	1/200
GW24218DY	Ø 65mm	With fixing clutches	1/400



Green Wall



Scan the QR Code and find out all the technical informations.

VERSATILE AND SAFE FIXING




The fixing tabs on the enclosures allow fixing on plasterboard metal struts or panels. The clamps on the wiring devices boxes allow installation on plasterboard panels. The fixing holes allow surface mounting in the case of renovation.

SIMPLE AND INNOVATIVE



The 24 SC Green Wall range has been completely renewed: the special geometry of the knock-out holes enables convenient insertion of the conduit, which is held firmly in place. The "L" profile allows the conduit to be rotated vertically within its fitting.

HIGH QUALITY MATERIALS



Constant research in the field of plastic materials has enabled the use of materials with high mechanical strength, that are halogen-free, and that pass the GWT 850°C Glow Wire Test, in accordance with the specific product standard and the CEI [Comitato Elettrotecnico Italiano] 64/8 system standard.


40 CDi

Flush-mounting distribution boards and enclosures

The widest offer of flush-mounting distribution boards and enclosures currently available on the market. Seven families designed to offer advanced solutions in the residential and commercial sector, also available in halogen-free material. Versions from 2 to 72 modules, degree of protection from IP40 to IP55 and special versions for plasterboard. The range includes also two Multimedia Enclosures: Full Version (54 modules) and Compact Version (36 modules).



40 CDi - DECORATIVE ENCLOSURES - IP40



**IK
08**

**IP
40**

**GWT
650°C**



SMOKED TRANSPARENT DOOR



GW 40 229 TB

DECORATIVE ENCLOSURES PRE-ARRANGED FOR HOUSING TERMINAL BLOCKS



Code	Colour	Front dim. LxHxD (mm)	Spare base	Dispersible power (W)	Pack / Carton
No. of modules EN 50022: 4+1/2					
GW40237TB	White	148x165x23	GW40671	13	12
GW40237TBDY	White	148x165x23	GW40671	13	1/12
GW40237TN	Black	148x165x23	GW40671	13	12
GW40237VT	Varnished titanium	148x165x23	GW40671	13	12
GW40237VA	Varnished slate	148x165x23	GW40671	13	12
No. of modules EN 50022: 8+1/2					
GW40225TB	White	250x195x26	GW40673	19	16
GW40225TBDY	White	250x195x26	GW40673	19	1/16
GW40225TN	Black	250x195x26	GW40673	19	16
GW40225VT	Varnished titanium	250x195x26	GW40673	19	16
GW40225VA	Varnished slate	250x195x26	GW40673	19	16
No. of modules EN 50022: 12+1					
GW40229TB	White	330x218x25	GW40674	24	12
GW40229TBDY	White	330x218x25	GW40674	24	1/12
GW40229TN	Black	330x218x25	GW40674	24	12
GW40229VT	Varnished titanium	330x218x25	GW40674	24	12
GW40229VA	Varnished slate	330x218x25	GW40674	24	12
No. of modules EN 50022: 24+2 (12x2)					
GW40233TB	White	330x338x28	GW40677	25	5
GW40233TBDY	White	330x338x28	GW40677	25	1/5
GW40233TN	Black	330x338x28	GW40677	25	5
GW40233VT	Varnished titanium	330x338x28	GW40677	25	5
GW40233VA	Varnished slate	330x338x28	GW40677	25	5
No. of modules EN 50022: 36+3 (12x3)					
GW40239TB	White	330x493x28	GW40679	42	5
GW40239TBDY	White	330x493x28	GW40679	42	1/5
GW40239TN	Black	330x493x28	GW40679	42	5
GW40239VT	Varnished titanium	330x493x28	GW40679	42	5
GW40239VA	Varnished slate	330x493x28	GW40679	42	5

ACCESSORIES SUPPLIED: 6.5 M module-covering profiles co-ordinated with the colour of the enclosure front (for 4, 8 and 12-module enclosures - 1 profile; for 24-module enclosures - 2 profiles; for 36-module enclosures - 3 profiles), circuit labels, mortar guard element in cardboard supplied as standard in the packs and packed with paper banding.

NOTES: Dispersible power calculated according to CEI 23-49.

CHARACTERISTICS: Module-covering profiles can be divided into 1/2 module elements, using scissors.

Mortar guard element assembled by pressing on the base opening. Thermo-pressure with ball equal to 70°C.

IP40 guaranteed even with open door, in the case of wall-embedded installation using devices of at least IP40 and the module-covering profiles supplied.

Bottoms of 8 and 12 module enclosures can be assembled side-by-side using combined coupling element GW40425.

Enclosures composed by front cover; Front of the enclosure and DIN rail frame fully compatible with the bottom of the previous decorative flush mounting enclosures 40CDi Range DIN frame, terminal blocks and back plastic bottom.

INSTALLATION: for the possible enclosure-terminal block combinations, refer to the summary "COMPATIBILITY OF FLUSH-MOUNTING ENCLOSURES WITH BIPOLAR AND UNIPOLAR TERMINAL BLOCKS" in the selection guides of 40CDi range.

BLANK DOOR



GW 40 293 TB

DECORATIVE ENCLOSURES PREDISPOSED FOR HOUSING TERMINAL BLOCKS -WHITE



Code	No. of modules EN 50022	Colour	Outer dim. LxHxD (mm)	Dispersible power (W)	Spare base	Pack / Carton
GW40287TB	4	White	148x165x23	13	GW40671	12
GW40285TB	8	White	250x195x26	19	GW40673	16
GW40289TB	12	White	330x218x25	24	GW40674	12
GW40293TB	24 (12X2)	White	330x338x28	25	GW40677	5
GW40299TB	36 (12x3)	White	330x493x28	42	GW40679	5

ACCESSORIES SUPPLIED: 6.5 M module-covering profiles co-ordinated with the colour of the enclosure front (for 4, 8 and 12-module enclosures - 1 profile; for 24-module enclosures - 2 profiles; for 36-module enclosures- 3 profiles), circuit labels, mortar guard element in cardboard supplied as standard in the packs and packed with paper banding.

NOTES: Dispersible power calculated according to CEI 23-49.

CHARACTERISTICS: Module-covering profiles can be divided into 1/2 module elements, using scissors.

Mortar guard element assembled by pressing on the base opening. Thermo-pressure with ball equal to 70°C.


IP40 guaranteed even with open door, in the case of wall-embedded installation using devices of at least IP40 and the module-covering profiles supplied.

Bottoms of 8 and 12 module enclosures can be assembled side-by-side using combined coupling element GW40425.

Enclosures composed by front cover;Front of the enclosure and DIN rail frame fully compatible with the bottom of the previous decorative flush mounting enclosures 40CDi Range DIN frame, terminal blocks and back plastic bottom.

INSTALLATION: for the possible enclosure-terminal block combinations, refer to the summary "COMPATIBILITY OF FLUSH-MOUNTING ENCLOSURES WITH BIPOLAR AND UNIPOLAR TERMINAL BLOCKS" in the selection guides of 40CDi range.

40 CDKI - PROTECTED MODULAR ENCLOSURES AND DISTRIBUTION BOARDS - IP40



**IK
08**

**IP
40**

**GWT
650°C**



SMOKED TRANSPARENT DOOR



GW 40 602

ENCLOSURES PREDISPOSED FOR TERMINAL BLOCK HOUSING WITH EXTRACTABLE FRAME - WHITE RAL 9016



Code	No. of modules EN 50022	Outer dim. LxHxD (mm)	Dispersible power (W)	Pack / Carton
GW40601	2	83x160x74	12	60
GW40602	4	120x160x85	18	36
GW40603	6	200x170x85	19	21
GW40604	8	240x195x85	20	12
GW40605	12	330x270x85	36	8
GW40608	18	465x310x85	50	4

CHARACTERISTICS: GW40601, provided without the door and with the DIN rail fixed directly on the back plate.

Thermo-pressure with ball equal to 70 °C.

Flush-mounting boxes in 12 and 18 modules can be assembled side-by-side through the coupling tool code GW40425.

ACCESSORIES SUPPLIED: Module masks, circuit labels.

For GW40604, GW40605 and GW40608, self-adhesive labels to be filled out for certification according to standard CEI 23-51.

NOTES: Dissipated power calculated according to CEI 23-49.

Upon request, starting from the 8 modules version, flush-mounting boxes and cabinets (including frame and DIN rails) can be supplied separately.

INSTALLATION: For the possible enclosure-terminal block combinations, refer to the summary "COMPATIBILITY OF FLUSH-MOUNTING ENCLOSURES WITH BIPOLAR AND UNIPOLAR TERMINAL BLOCKS" in the selection guides of 40CDi range.



GW 40 604 BS

ENCLOSURES EQUIPPED WITH 80 A IP20 BIPOLAR SCREW TERMINAL BLOCK AND EXTRACTABLE FRAME - WHITE RAL 9016

Code	No. of modules EN 50022	Outer dim. LxHxD (mm)	Dispersible power (W)	Pole 1 (mm ²)	Pole 2 (mm ²)	Pack / Carton
GW40604BS	8	240x195x85	20	N/E (2x16) + (7x10)	N/E (2x16) + (7x10)	12
GW40605BS	12	330x270x85	36	N/E (3x16) + (11x10)	N/E (3x16) + (11x10)	8
GW40608BS	18	465x310x85	50	N/E (3x16) + (17x10)	N/E (3x16) + (17x10)	4

CHARACTERISTICS: Thermo-pressure with ball equal to 70°C. Bottoms of 12 and 18 module enclosures can be assembled side-by-side using combined coupling element GW40425.

ACCESSORIES SUPPLIED: module masks, circuit labels. Self-adhesive labels to be filled out for certification according to standard CEI 23-51. Insulated bipolar screw 80A - IP20 terminal blocks to be installed on the frame before wiring.

NOTES: dispersible power calculated according to CEI 23-49. Upon request, flush-mounting boxes and cabinets (including frame and DIN rails) can be supplied separately.



GW 40 606

DISTRIBUTION BOARDS WITH WINDOWED PANEL AND EXTRACTABLE FRAME PREDISPOSED FOR TERMINAL BLOCK HOUSING - WHITE RAL 9016



Code	No. of modules EN 50022	Outer dim. LxHxD (mm)	Dispersible power (W)	Pack / Carton
GW40606	24 (12x2)	330x420x85	37	6
GW40609	36 (18x2)	465x505x85	52	3
GW40610	54 (18x3)	465x680x95	62	2
GW40611	72 (18x4)	465x880x95	95	1

ACCESSORIES SUPPLIED: Module masks, circuit labels. Self-adhesive label to be filled out for certification according to standard CEI 23-51.

NOTES: Dissipated power calculated according to CEI 23-49.

Upon request, flush-mounting boxes and cabinets (including frame and DIN rails) can be supplied separately.

CHARACTERISTICS: Lead sealable and removable panels with windows. Thermo-pressure with ball equal to 70 °C.

Flush-mounting boxes can be assembled side-by-side through the coupling tool code GW40425.

INSTALLATION: For the possible enclosure-terminal block combinations, refer to the summary "COMPATIBILITY OF FLUSH-MOUNTING ENCLOSURES WITH BIPOLAR AND UNIPOLAR TERMINAL BLOCKS" in the selection guides of 40CDi range.



GW 40 606 BD

**DISTRIBUTION BOARDS WITH WINDOWED AND 80 A IP20 BIPOLAR SCREW TERMINAL BLOCK AND EXTRACTABLE FRAME
WHITE RAL 9016**

Code	No. of modules EN 50022	Outer dim. LxHxD (mm)	Dispersible power (W)	Pole 1 (mm ²)	Pole 2 (mm ²)	Pack / Carton
GW40606BS	24 (12X2)	330x420x85	37	N/E (3x16) + (11x10)	N/E (3x16) + (11x10)	6
GW40606BD	24 (12X2)	330x420x85	37	N/E 2x[(3x16) + (11x10)]	N/E 2x[(3x16) + (11x10)]	6
GW40609BS	36 (18x2)	465x505x85	52	N/E (3x16) + (17x10)	N/E (3x16) + (17x10)	3
GW40609BD	36 (18x2)	465x505x85	52	N/E 2x[(3x16) + (17x10)]	N/E 2x[(3x16) + (17x10)]	3
GW40610BD	54 (18x3)	465x680x95	62	N/E 2x[(3x16) + (17x10)]	N/E 2x[(3x16) + (17x10)]	2
GW40610BT	54 (18x3)	465x680x95	62	N/E 3x[(3x16) + (17x10)]	N/E 3x[(3x16) + (17x10)]	2
GW40611BD	72 (18x4)	465x855x95	95	N/E 2x[(3x16) + (17x10)]	N/E 2x[(3x16) + (17x10)]	1
GW40611BQ	72 (18x4)	465x880x95	95	N/E 4x[(3x16) + (17x10)]	N/E 4x[(3x16) + (17x10)]	1

ACCESSORIES SUPPLIED: module masks, circuit labels. Self-adhesive label to be filled out for certification according to standard CEI 23-51. Insulated bipolar screw 80A - IP20 terminal blocks to be installed on the frame before wiring.

NOTES: dispersible power calculated according to CEI 23-49. Upon request, flush-mounting boxes and cabinets (including frame and DIN rails) can be supplied separately.

CHARACTERISTICS: removable and plumbable panels with windows. Thermo-pressure with ball equal to 70°C. Bottoms of enclosures can be assembled side-by-side using combined coupling element GW40425.

40 CDE - GERMAN STANDARD FLUSH-MOUNTING DISTRIBUTION BOARDS

METAL DOOR DISTRIBUTION BOARDS - IP40



GW 40 153 N

DISTRIBUTION BOARDS FOR BRICK WALLS EQUIPPED WITH BIPOLAR TERMINAL BLOCKS - RAL 9016

Code	No. of modules EN 50022	Pole 1 (mm ²)	Pole 2 (mm ²)	Dispersible power (W)	Pack / Carton
GW40151N	12+2	N (2x16)+(8x10)	PE (2x16)+(8x10)	60	1
GW40152N	24+4 (12x2)	N (2x16)+(14x10)	PE (2x16)+(14x10)	80	1
GW40153N	36+6 (12x3)	N 2x[(2x16)+(14x10)]	PE 2x[(2x16)+(14x10)]	90	1
GW40154N	48+8 (12x4)	N 2x[(2x16)+(14x10)]	PE 2x[(2x16)+(14x10)]	100	1
GW40155N	60+10 (12x5)	N 2x[(2x16)+(14x10)]	PE 2x[(2x16)+(14x10)]	120	1

Accessories supplied: positioning brackets, mortar guard, certification label, modules cover, terminal blocks.

Notes: extractable frame already installed.

DISTRIBUTION BOARDS FOR PLASTERBOARD (GWT 850 °C) WALLS EQUIPPED WITH BIPOLAR TERMINAL BLOCKS - RAL 9016

Code	No. of modules EN 50022	Pole 1 (mm ²)	Pole 2 (mm ²)	Dispersible power (W)	Pack / Carton
GW40161N	12+2	N (2x16)+(8x10)	PE (2x16)+(8x10)	60	1
GW40162N	24+4 (12x2)	N (2x16)+(14x10)	PE (2x16)+(14x10)	80	1
GW40163N	36+6 (12x3)	N 2x[(2x16)+(14x10)]	PE 2x[(2x16)+(14x10)]	90	1
GW40164N	48+8 (12x4)	N 2x[(2x16)+(14x10)]	PE 2x[(2x16)+(14x10)]	100	1
GW40165N	60+10 (12x5)	N 2x[(2x16)+(14x10)]	PE 2x[(2x16)+(14x10)]	120	1

Accessories supplied: installation brackets, plaster guard, certification label, modules cover, terminal blocks.

Notes: extractable frame already installed.



GW 40 161 N

METAL DOOR MULTIMEDIA ENCLOSURE - IP40



GW 40 173 N

MULTIMEDIA ENCLOSURES FOR BRICK WALLS - RAL 9016

Code	No. line	Pack / Carton
GW40173N	3	1
GW40174N	4	1

Accessories supplied: positioning brackets, mortar guard, 1x multimedia device bracket, 2x Schuko socket, 2x supports, 1x Dahlia plate

Notes: perforated mounting plates and patch panel already installed.



GW 40 178 N

MULTIMEDIA ENCLOSURES FOR PLASTERBOARD (GWT 850 °C) WALLS - RAL 9016

Code	No. line	Pack / Carton
GW40178N	3	1
GW40179N	4	1

Accessories supplied: installation brackets, plaster guard, 1x multimedia device bracket, 2x Schuko socket, 2x supports, 1x Dahlia plate

Notes: perforated mounting plates and patch panel already installed.

COMPLEMENTARY ITEMS



GW 40 454 N

TERMINAL BLOCKS

Code	Description	Pack / Carton
GW40454N	N+PE terminal block (2x16 mm ² + 14x10 mm ²)	1
GW40455N	Terminal block N (7x16mm ²)	1



GW 40 467

ACCESSORIES

Code	Description	Pack / Carton
GW40461N	Pair of brackets for horizontal coupling	1
GW40463N	Safety lock for German standard flush-mounting enclosures	1
GW40467	Plastic module cover profile	50



40 CDi



Scan the QR Code and find out all the technical informations.

40 CDi - DECORATIVE ENCLOSURES



The enclosures feature a modern, elegant and linear design that matches the shapes and colours of the Chorusmart wiring devices. Available in four colours, the white version is available with smoked transparent or blank doors.

40 CDKi - PROTECTED ENCLOSURES AND DISTRIBUTION BOARDS



The 40 CDKi enclosures and distribution boards come in 10 sizes (from 2 to 72 modules) and various models, available in smoked transparent door versions (particularly suitable for the tertiary and industrial sectors) and with blank doors ideal for home automation applications.

MULTIMEDIA ENCLOSURES FOR MULTISERVICE SYSTEMS



The offer is completed by the multimedia enclosures, which contain and sort the services and optical signals intended for the apartment, hosting the passive components (apartment termination box, mixers, filters) and active devices (modems, switches, signal amplifiers) of the home system.

48

Flush-mounting junction and modular boxes range

The system is composed of three ranges:

48 PT / 48 PT DIN Range with moulded DIN rail, compliant to CEI 23-48, suitable to install also H&B devices; 48 CM Range composed of high-capacity junction boxes, suitable to create distribution columns; 48 PTC Range composed of modular junction, control and distribution boxes. All boxes are made with Halogen Free technopolymer.



48 PT / PT DIN - JUNCTION, CONNECTION AND DOMOTIC BOXES - IP40

INSTALLATION

min **-15°C** max **+60°C**

IK 07

IP 40

GWT 650°C

TP 70°C

FOR BRICK WALLS



GW 48 004

48 PT - JUNCTION AND CONNECTION BOXES FOR SIDE-BY-SIDE ASSEMBLY - WHITE LID RAL 9016



Code	Outer dim. LxHxD (mm)	Compartment pre-arrangement	Pack / Carton
GW48001	92x92x45	1	162
GW48001DY	92x92x45	1	1/162
GW48002	118x96x50	1	114
GW48002DY	118x96x50	1	1/114
GW48003	118x96x70	1	84
GW48003DY	118x96x70	1	1/84
GW48004	152x98x70	1	64
GW48004DY	152x98x70	1	1/64
GW48005	160x130x70	1	49
GW48005DY	160x130x70	1	1/42

CHARACTERISTICS: surface embossing of the lids to facilitate painting.

External knurling of the base to improve mortar adherence.

Pre-arrangement for combined coupling (both horizontal and vertical) via the joining element GW48051.

Lid protected with heat-shrinking film that also contains the bag of fixing screws.

Mortar guard element assembled by pressing on the base opening.

ACCESSORIES SUPPLIED: ø3x25 mm screw kit for lid fixing, mortar guard element in cardboard supplied as standard in the packs and packed with paper banding.

NOTES: for the inputs, remove the knockouts after cutting the relative tangs with scissors.



GW 48 006

48 PT DIN - JUNCTION AND CONNECTION BOXES FOR SIDE-BY-SIDE ASSEMBLY WITH DIN RAIL INTEGRATED ON THE BACK-MOUNTING BOX COLOUR: WHITE LID RAL 9016



Code	Outer dim. LxHxD (mm)	Compartment pre-arrangement	No. EN 50022 mod. per comp.	Domotic equipment coupling	Dispersible max power (W)	No. supports GW44720	Pack / Carton
GW48006	196x152x75	2	4.5	DIN rail	11	2	34
GW48006DY	196x152x75	2	4.5	DIN rail	11	2	1/28
GW48007	294x152x75	3	5	DIN rail	13	3	22
GW48007DY	294x152x75	3	5	DIN rail	13	3	1/22
GW48008	392x152x75	4	5	DIN rail	17	4	17
GW48008DY	392x152x75	4	5	DIN rail	17	4	1/16
GW48009	480x160x75	3	8	DIN rail	25	5	17
GW48010	516x202x90	3	9	DIN rail	29	5	9
GW48011	516x294x90	6	4	DIN rail	30	5	5
GW48011DY	516x294x90	6	4	DIN rail	30	5	1/5

APPLICATIONS: boxes with a built-in DIN rail on the back-mounting box, in accordance with regulations that require to fix by DIN rail the devices that disperse a certain amount of power inside the junction boxes (calculated in compliance with CEI 23-49). Ideal for installation of home and building automation equipment as actuators, power supplies, etc...

CHARACTERISTICS: surface embossing of the covers to facilitate painting. External knurling of the base to improve mortar adherence. Pre-arrangement for combined coupling (both horizontal and vertical) via the joining element GW48051. Lid protected with heat-shrinking film that also contains the bag of fixing screws. Mortar guard element assembled by pressing on the base opening.

ACCESSORIES SUPPLIED: Junction box GW48011 supplied with 5 internal separators. ø 3x25mm screw kit for lid fixing. Mortar guard element in cardboard supplied as standard in the packs and packed with paper banding.

NOTES: for the inputs, remove the knockouts after cutting the relative tangs with scissors.

COMPLEMENTARY ITEMS FOR 48 PT / PT DIN E 48 PT DIN GREEN WALL**COMPLEMENTARY ITEMS**

GW 48 012

INTERNAL SEPARATOR FOR PT DIN AND PT DIN GREEN WALL BOXES

Code	For boxes PT DIN	For PT DIN GREEN WALL boxes	Pack / Carton
GW48012DY	GW48006 - GW48011	GW48006PM - GW48009PM	50/300



48



Scan the QR Code and find out all the technical informations.

48 PT / PT DIN BOXES

48 CM BOXES


48 PTC BOXES



The range comes in 11 sizes, complete with mortar guard elements, which enable the creation of junctions for all needs. The 6-11 size boxes have a built-in DIN rail on the bottom, a feature that makes the range unique. Dispersible max power can be used to match the value with domotic and video entryphone devices, a feature that makes the range unique in the market.



Thanks to the great depth of the box, all the models in the range are able to accommodate a greater number of conduits, even of large diameter, vertically and horizontally along the walls. The range has ideal features for junctions along the system uprights.




A system of boxes, enclosures and modular distribution boards for junctions, control and distribution. The IP55 version is the ideal solution in technical rooms, kitchens or spaces where the devices can be accidentally subjected to water jets.

24 SC

Flush-mounting, surface-mounting and underfloor boxes

Wide range of surface-mounting and flush-mounting boxes for domestic ranges with high mechanical robustness and accessories supplied: dividers, junction elements, mortarguard shield etc.. Completing the range, the distribution outlet boxes for floor-mounting installations can be personalised in terms of capacity, external design finish, and internal fittings (they take both System range components and DIN rail devices).



UNDERFLOOR OUTLET BOXES

INSTALLATION

min -5°C **max** +45°C

GWT
850°C

UNDERFLOOR OUTLET BOXES - WITH SUPPORTS POSITIONED VERTICALLY



GW 24 601

UNDERFLOOR OUTLET BOXES WITH HOLLOW LID - GLOW WIRE TEST 850° C



Code	Internal modularity	No. of supports	Outer dim. LxHxD (mm)	Pack / Carton
GW24601	10 SYSTEM modules	2 supports with 5 System mod.	212x98x320	1
GW24602	20 SYSTEM modules	4 supports with 5 System mod.	364x98x320	1

CHARACTERISTICS: the supports are suitable for the insertion of plastic mobile dividers (energy/data) included.
The lid can be removed with the aid of a tool, and can be assembled on either side of the box.
The lid can be completed by inserting the same finish as used for the floor of the installation area.



GW 24 612

UNDERFLOOR OUTLET BOXES WITH STAINLESS STEEL LID - GLOW WIRE TEST 850° C



Code	Internal modularity	No. of supports	Outer dim. LxHxD (mm)	Pack / Carton
GW24611	10 SYSTEM modules	2 supports with 5 System mod.	212x98x320	1
GW24612	20 SYSTEM modules	4 supports with 5 System mod.	364x98x320	1

CHARACTERISTICS: the supports are suitable for the insertion of plastic mobile dividers (energy/data) included.
The lid can be removed with the aid of a tool, and can be assembled on either side of the box.
The lid has a stainless steel design surface finish.

UNDERFLOOR OUTLET BOXES - WITH SUPPORTS POSITIONED HORIZONTALLY



GW 24 606

UNDERFLOOR OUTLET BOXES WITH HOLLOW LID - GLOW WIRE TEST 850° C



Code	Internal modularity	No. of bases	No. of supports	Outer dim. LxHxD (mm)	Pack / Carton
GW24606	16 SYSTEM modules	1 base	8 supports with 2 System mod.	212x98x320	1
GW24607	32 SYSTEM modules	2 bases	16 supports with 2 System mod.	364x98x320	1

CHARACTERISTICS: each base includes 8 snap-fit System supports.
The base is fixed with screws to the underfloor outlet box.
Plastic dividers (energy/data) are already included in the base.
The lid can be removed with the aid of a tool, and can be assembled on either side of the box.
The lid can be completed by inserting the same finish as used for the floor of the installation area.



GW 24 616

UNDERFLOOR OUTLET BOXES WITH STAINLESS STEEL LID - GLOW WIRE TEST 850° C



Code	Internal modularity	No. of bases	No. of supports	Outer dim. LxHxD (mm)	Pack / Carton
GW24616	16 SYSTEM modules	1 base	8 supports with 2 System mod.	212x98x320	1
GW24617	32 SYSTEM modules	2 bases	16 supports with 2 System mod.	364x98x320	1

CHARACTERISTICS: each base includes 8 snap-fit System supports.
 The base is fixed with screws to the underfloor outlet box.
 Plastic dividers (energy/data) are already included in the base.
 The lid can be removed with the aid of a tool, and can be assembled on either side of the box.
 The lid has a stainless steel design surface finish.

ACCESSORIES



GW 24 622

METAL CASING

Code	Suitable for outlet boxes	Pack / Carton
GW24621	GW24601, GW24611, GW24606, GW24616	1
GW24622	GW24602, GW24612, GW24607, GW24617	1

NOTES: suitable for the laying of the underfloor outlet boxes in cast flooring. Supplied with coupling flanges for conduits and channels. With lid.



GW 24 633

KIT FOR INSTALLATION OF DEVICES ON DIN RAIL

Code	Suitable for outlet boxes	Pack / Carton
GW24633	GW24601, GW24611, GW24602, GW24612	1/30

CHARACTERISTICS: suitable for the installation of DIN rail devices - max. 2 modules, only for underfloor outlet boxes with supports positioned vertically.
NOTES: the kit includes a DIN rail to be fixed on the back-mounting box of the underfloor outlet box, along with a plastic covering support.

FLUSH-MOUNTING BOXES FOR MASONRY WALLS

INSTALLATION

min **-15°C** max **+60°C**

GWT 650°C

TP 70°C



RECTANGULAR BOXES - BIG BOX



GW 24 403

BIG BOX HIGH CAPACITY RECTANGULAR BOXES FOR DOMESTIC, MODULAR AND DOMOTICS RANGES



Code	Description	Fixing supports axles distance	Compartment pre-arrangement	Outer dim. LxHxD (mm)	Pack / Carton
GW24403DY	3 modules	83.5 mm	3	119x80x50	15/345
GW24403PDY	3 modules	83.5 mm	3	119x80x50	1/200
GW24404DY	4 modules	108.5 mm	4	144x85x50	5/135
GW24404PDY	4 modules	108.5 mm	4	144x85x50	1/50
GW24406DY	6-7 modules	100 mm	6	194x90x50	3/36
GW24406PDY	6-7 modules	100 mm	6	194x90x50	1/50
GW24237DY	8 modules (4+4)	108.5 mm	2	131x129x53	1/24
GW24238DY	12 modules (6+6)	163.5 mm	2	186x132x53	1/24

CHARACTERISTICS: GW24403, GW24404 and GW24406 can be combined with a reusable, mortar-proof, protective shield; functional dividers and joint elements. GW24206: suitable for assembly of GW24005 self-supporting "Compact" plates and GW24215 - GW24216 blank "Compact" plates.

ACCESSORIES SUPPLIED: GW24237, GW24238 and GW24239 include functional dividers.

APPLICATIONS: ideal for use in the Home and Building Automation.

NOTES: codes ending with "PDY" are equipped with mortar-proof shield.

SQUARE BOX



GW 24 231

MODULAR SQUARE BOX



Code	Description	Fixing supports axles distance	Outer dim. LxHxD (mm)	Pack / Carton
GW24231DY	2 modules sectional	60 mm	70x70x50	5/200

CHARACTERISTICS: fitted for multiple horizontal/vertical configurations, with centre distance 71 mm between the boxes. Supplied with 2 fixing screws.

ROUND BOXES




GW 24 208

ROUND BOXES



Code	Description	Dimensions (mm)	Pack / Carton
GW24208DY	Conical	Ø 60 x 46	1/270
GW24209CO	Cylindrical	Ø 65x38	1/312
GW24210DY	Cylindrical	Ø 85x42	1/220

TELEPHONE SYSTEMS BOX



GW 24 221

TELEPHONE SYSTEMS BOX - IVORY COLOUR LID

Code	Type of installation	Outer dim. LxHxD (mm)	Pack / Carton
GW24221DY	Conventional	68x68x30	20/100

CHARACTERISTICS: entries for conduits Ø 20 mm.

WALL-MOUNTING BOXES



BOXES FOR CHORUSMART RANGE



GW 16 743


WALL-MOUNTING BOXES FOR MINI-TRUNKING AND TRUNKING USED AS SKIRTING FOR ONE PLATES



Code	Description	Support	Outer dim. LxHxD (mm)	Pack / Carton
Colour: Satin White				
GW16743	3 modules	GW16803	118x90x46	3/60
GW16744	4 modules	GW16804	140x90x46	1/30
Colour: Satin black				
GW16773	3 modules	GW16803	118x90x46	3/30
GW16774	4 modules	GW16804	140x90x46	1/30

CHARACTERISTICS: support and plate not included. Use ONE plates (interchangeability with the entire colour range of plates). Pre-arranged for mini-trunking with dimensions BxH (mm): 15x8, 15x10, 22x10, 30x15.

NOTES: fitted for fixing the earth terminal GW26407.



GW 16 752

WALL-MOUNTING BOXES FOR MINI-TRUNKING AND TRUNKING USED AS SKIRTING FOR ONE INTERNATIONAL PLATES



Code	Description	Type	Support	Outer dim. LxHxD (mm)	Pack / Carton
Colour: Satin White					
GW16752	2 modules	-	GW16822	90x90x46	1/30
GW16753	2+2 modules	Horizontal	GW16822	161x90x46	1/15
GW16754	2+2 modules	Vertical	GW16822	90x161x46	1/15
Colour: Satin black					
GW16782	2 modules	-	GW16822	90x90x46	1/30
GW16783	2+2 modules	Horizontal	GW16822	161x90x46	1/15
GW16784	2+2 modules	Vertical	GW16822	90x161x46	1/15

CHARACTERISTICS: support and plate not included. Use ONE International plates (interchangeability with the entire colour range of the plates).

Pre-arranged for mini-trunking with dimensions BxH (mm): 15x15, 20x20, 22x10, 30x10, 30x15, 35x15, 45x15.

GW16754 and GW16784 to be used together with plates with a centre distance of 71mm.

GW16752 - GW16782 supplied with 2 fixing screws. GW16753 - GW16754 - GW16783 - GW16784 supplied with 6 fixing screws.

NOTES: fitted for fixing the earth terminal GW26407.

BOXES FOR SYSTEM RANGE




GW 22 471

WALL-MOUNTING BOXES FOR TOP SYSTEM PLATES



Code	Suitable for	Colour	For trunking dim. (mm)	For conduits max Ø (mm)	Pack / Carton
GW22471	1/2/3 modules TOP SYSTEM	Cloud white	14x8.5 30x13 20x10	16 - 20	3/60
GW22471DY	1/2/3 modules TOP SYSTEM	Cloud white	14x8.5 30x13 20x10	16 - 20	3/60
GW22472	4 modules TOP SYSTEM	Cloud white	14x8.5 30x13 20x10	16 - 20	3/30
GW22472DY	4 modules TOP SYSTEM	Cloud white	14x8.5 30x13 20x10	16 - 20	3/30

CHARACTERISTICS: fitted for fixing the earth terminal GW26407.




GW 24 006

WALL-MOUNTING BOXES FOR COMPACT SELF-SUPPORTING PLATES



Code	Suitable for	Colour	For trunking dim. (mm)	For conduits max Ø (mm)	Pack / Carton
GW24006	1/2/3 modules COMPACT	Cloud white	14x8.5 30x13 20x10	16 - 20 - 25	3/60
GW24007	3+3 modules COMPACT	Cloud white	14x8.5 30x13 20x10	16 - 20 - 25	3/30

CHARACTERISTICS: fitted for fixing the earth terminal GW26407.



GW 32 431


WALL-MOUNTING BOXES FOR VIRNA PLATES



Code	Suitable for plates	Colour	For trunking dim. (mm)	For conduits max Ø (mm)	Pack / Carton
GW32431	1/2/3 modules	Cloud white	15x17 / 22x10 / 25x17	16 - 20	3/60
GW32431DY	1/2/3 modules	Cloud white	15x17 / 22x10 / 25x17	16 - 20	3/60
GW32432	1/2/3 modules	Toner black	15x17 / 22x10 / 25x17	16 - 20	3/60

CHARACTERISTICS: fitted for fixing the earth terminal GW26407.

BOXES FOR PLAYBUS RANGE



GW 32 431

WALL-MOUNTING BOXES



Code	Suitable for	Colour	Pack / Carton
GW32431	1/2/3 modules PLAYBUS	Cloud white	3/60
GW32431DY	1/2/3 modules PLAYBUS	Cloud white	3/60
GW32432	1/2/3 modules PLAYBUS	Toner black	3/60

CHARACTERISTICS: fitted for fixing the earth terminal GW26407. Suitable for conduit Ø 16 - 20 mm.

COMPLEMENTARY ITEMS



GW 24 322

FUNCTIONAL DIVIDERS IN METAL FOR MODULAR, FLUSH-MOUNTING CONTAINERS

Code	Suitable for	Pack / Carton
GW24322	GW24237	10/100
GW24323	GW24238	10/100
GW24324	GW24239	10/100

APPLICATIONS: energy separation - signal / separation special circuits.



GW 24 227

DEEP LIDS FOR 3-GANG FLUSH-MOUNTING RECTANGULAR BOXES TO INTERFACE BETWEEN WALL AND FLUSH INSTALLATIONS - IP40

Code	Description	Colour	Pack / Carton
GW24227	Blank lid	Cloud white	5/50
GW24228	Device frame	Cloud white	5/50

APPLICATIONS: the deep lids allow the system to be extended, deriving additional points for drawing and controlling power from a 3 gang flush-mounting rectangular box. The version with a window, GW24228, permits installing frames and plates with up to 3 gang.

CHARACTERISTICS: for trunking, 15x17 - 22x10 - 25x17mm.



GW 24 211

BLANK PLATES FOR RECTANGULAR FLUSH-MOUNTING BOXES



Code	Description	Configuration	Fixing	Colour	Pack / Carton
GW24211	3 modules	-	With screw	Cloud white	1/120
GW24212	3 modules	-	With screw	Toner black	1/120
GW24213	4 modules	-	With screw	Cloud white	1/60
GW24214	4 modules	-	With screw	Toner black	1/60
GW24215	3+3 modules	Overlapping	With screw	Cloud white	1/60
GW24216	3+3 modules	Overlapping	With screw	Toner black	1/60



GW 24 218

LIDS FOR ROUND FLUSH-MOUNTING BOXES

Code	Description	Colour	Fixing	Pack / Carton
GW24218	Ø 65mm	White RAL 9016	With fixing clutches	50/400
GW24218CO	Ø 65mm	White RAL 9016	With fixing clutches	1/200
GW24218DY	Ø 65mm	White RAL 9016	With fixing clutches	1/400
GW24220	Ø 85mm	White	With fixing clutches	50/600
GW24220DY	Ø 85mm	White	With fixing clutches	1/300



GW 24 224

SPECIAL SELF-TAPPING SCREWS FOR FIXING THE SUPPORTS AND COMPACT SELF-SUPPORTING PLATES

Code	Dimensions (mm)	Suitable for	Pack / Carton
GW24224	TC 3.5x17	Wood, plastic, aluminium	500/7000
GW24225	TC 3.5x30	Deep-mounted boxes	300/4200
GW24229	TC 3.5x50	Deep-mounted boxes	300/4200




24 SC



Scan the QR Code and find out all the technical informations.

BOXES FOR BRICK WALLS



The BIG BOX robust, high-capacity boxes are ideal for traditional and smart home applications. They differ to conventional products due to their greater internal space and the large number of accessories available (mortar guards, separators, joining elements, etc.).

BOXES FOR UNDERFLOOR APPLICATIONS



The range of underfloor boxes meets the demands for safety, connectivity and energy usage. 10-20 or 16-32 System module versions, with walkable cover (empty or stainless finish). Also available metal casing for installation in poured cement floors.

BOXES FOR SURFACE-MOUNTING DOMESTIC RANGE PLATES



Developed with an aesthetic line that adapts to the GEWISS domestic series plate design, the wall boxes for the Chorusmart, System and Playbus ranges make quality installations possible even in environments where concealed installation is not possible.



CONDUITS AND ACCESSORIES FOR INSTALLATION



RK

RIGID PROTECTIVE CONDUIT
SYSTEMS

pag. 92



FK

PLIABLE PROTECTIVE CONDUIT
SYSTEMS


pag. 100



DF

FLEXIBLE PROTECTIVE CONDUIT
SYSTEMS

pag. 108



PZ

ACCESS CHAMBERS SYSTEMS

pag. 114



GW FIT

ACCESSORIES FOR ELECTRICAL
INSTALLATION

pag. 118

RK

Rigid protective conduit systems

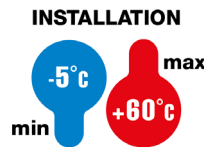
The system of rigid protective conduits, made of extremely high quality material, guarantees excellent quality such as to offer greater performance. Available with diameters from 16 to 63 mm, in versions RK9 (light), RK15 (medium) and RKB (heavy), made of PVC. Also available Halogne Free versions RK9 HF (light) and RKHF (heavy), made of PP. They may be fully integrated into flexible conduit systems and junction boxes. Completing the offer, a wide range of couplings and routing components with IP40 and IP67 protection ratings.



RIGID CONDUITS

IRL/B MEDIUM RIGID CONDUIT - GREY RAL 7035

CLASSIFICATION
33211
EN 50086
EN 61386



GWT
960°C



DX 27 616

MEDIUM RIGID CONDUIT - SLEEVED - LENGTH: 2 METRES - PVC

Code	Conduits Ø (mm)	Pack / Carton
DX27616	16	74/2220
DX27620	20	48/1344
DX27625	25	48/864
DX27632	32	38/532
DX27640	40	14/350
DX27650	50	10/240



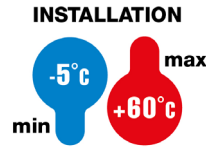
DX 27 716

MEDIUM RIGID CONDUIT - SLEEVED - LENGTH: 3 METRES - PVC

Code	Conduits Ø (mm)	Pack / Carton
DX27716	16	75/3150
DX27720	20	51/2142
DX27725	25	51/1224
DX27732	32	30/780
DX27750	50	15/360

RK 15 MEDIUM RIGID CONDUIT - GREY RAL 7035

CLASSIFICATION
33211
 EN 50086
 EN 61386



GWT
960°C



DX 25 216

MEDIUM RIGID CONDUIT - LENGTH: 2 METRES - PVC

Code	Conduits Ø (mm)	Pack / Carton
DX25216	16	74/2220
DX25220	20	48/1344
DX25225	25	48/864
DX25232	32	38/532



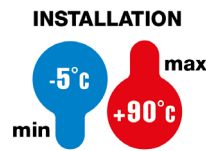
DX 25 316

MEDIUM RIGID CONDUIT - LENGTH: 3 METRES - PVC

Code	Conduits Ø (mm)	Pack / Carton
DX25316	16	111/3330
DX25320	20	57/2223
DX25325	25	57/1311
DX25332	32	30/780
DX25340	40	30/540
DX25350	50	15/360
DX25363	63	9/180

RKHF HEAVY RIGID CONDUIT, HALOGEN-FREE - GREY RAL 7035

CLASSIFICATION
44221
 EN 50086
 EN 61386



DX 26 216

HEAVY RIGID CONDUIT - LENGTH: 2 METERS - HALOGEN FREE

HF **LS**
HALOGEN FREE LOW SMOKE

Code	External Ø conduits (mm)	Internal Ø conduits (mm)	Pack / Carton
DX26216	16	10.8	60/4620
DX26220	20	14.5	46/3542
DX26225	25	19.3	48/2640
DX26232	32	25.8	36/1980
DX26240	40	32.8	30/1080
DX26250	50	42.4	18/648
DX26263	63	54.6	12/420

NOTE: to fix the RKHF conduit, you are advised to use collar clip with a distance between clip to clip equal 50 ÷ 60cm.



DX 26 316

HEAVY RIGID CONDUIT - LENGTH: 3 METERS - HALOGEN FREE



Code	External Ø conduits (mm)	Internal Ø conduits (mm)	Pack / Carton
DX26316	16	10.8	87/1827
DX26320	20	14.5	69/1449
DX26325	25	19.3	60/840
DX26332	32	25.8	36/504

NOTE: to fix the RKHF conduit, you are advised to use collar clip with a distance between clip to clip equal 50 = 60cm.

ROUTING COMPONENTS

RK CONNECTIONS - GREY RAL 7035



DX 40 016

COUPLING - IP40



Code	Conduits Ø (mm)	Pack / Carton
DX40016DY	16	20/80
DX40020DY	20	20/100
DX40025DY	25	20/60
DX40032DY	32	1/20
DX40040DY	40	1/5

NOTE: DX40063 not Halogen Free



DX 40 116

TIGHT RADIUS BEND - IP40



Code	Conduits Ø (mm)	Pack / Carton
DX40116DY	16	20/100
DX40120DY	20	20/100
DX40125DY	25	20/40
DX40132DY	32	1/15
DX40140DY	40	1/8
DX40150	50	10
DX40163	63	1

NOTE: DX40063 not Halogen Free



DX 40 216

INSPECTABLE T - IP40

Code	Conduits Ø (mm)	Pack / Carton
DX40216DY	16	20/80
DX40220DY	20	20/100
DX40225DY	25	20/60
DX40232	32	10/30



DX 40 316

INSPECTABLE BEND - IP40

Code	Conduits Ø (mm)	Pack / Carton
DX40316DY	16	20/100
DX40320DY	20	20/100
DX40325DY	25	20/40
DX40332	32	10/40

MORBIDX CONNECTIONS - GREY RAL 7035


DX 43 216

RELEASE CONDUIT-BOX COUPLING - IP67


Code	Conduits Ø (mm)	ISO pitch	For holes Ø (mm)	Pack / Carton
DX43216	16	M 16x1.5	16	10/360
DX43216DY	16	M 16x1.5	16	1/72
DX43220	20	M 20x1.5	20	10/300
DX43220DY	20	M 20x1.5	20	1/60
DX43225	25	M 25x1.5	25	5/180
DX43232	32	M 32x1.5	32	5/150
DX43240	40	M 40x1.5	40	5/30
DX43250	50	M 50x1.5	50	5/15



DX 43 416

RELEASE CONDUIT-SHEATH COUPLING EQUAL DIAMETER - IP65


Code	Conduits Ø (mm)	Sheath Ø (mm)	Pack / Carton
DX43416	16	16	10/360
DX43416DY	16	16	1/72
DX43420	20	20	10/240
DX43420DY	20	20	1/48
DX43425	25	25	5/150
DX43432	32	28	5/40
DX43440	40	40	5/20

USE: coupling of a rigid protective conduit with a spiral sheath of the DIFLEX range these connections allow rigid conduits and sheaths to have the same internal diameter, making the wiring easy.



DX 43 516

LA SVOLTA CONDUIT-CONDUIT COUPLING - IP65

Code	Conduits Ø (mm)	Working length (mm)	Pack / Carton
DX43516DY	16	110	1/20
DX43520DY	20	132	1/15
DX43525DY	25	209	1/10
DX43532DY	32	301	1/10
DX43540DY	40	302	1/5

SPEEDY-FLEX COUPLINGS - GREY RAL 7035



GW 50 201

WATERTIGHT FLEXIBLE COUPLINGS - IP66

Code	For external conduits (mm)	External Ø (mm)	Internal Ø (mm)	Length (mm)	Pack / Carton
GW50201DY	16	27	13	140	20/60
GW50202DY	20	31.5	17	160	20/60
GW50203DY	25	41	21.5	205	20/40
GW50204DY	32	55	28	290	20/40
GW50205	40	65	35.5	400	6/30
GW50206	50	72	44.5	515	6/36

CHARACTERISTICS: multifunctional couplings allowing the realisation of 0-90° variable angle curves and misaligned conduit-conduit couplings.



GW 50 210


PROTECTED FLEXIBLE COUPLINGS - IP44

Code	For external conduits (mm)	External Ø (mm)	Internal Ø (mm)	Length (mm)	Pack / Carton
GW50207DY	16	24	13	135	20/60
GW50208DY	20	30	17	160	20/60
GW50209DY	25	35	21.5	205	20/40
GW50210DY	32	45	28	280	20/40
GW50211DY	40	55	35.5	400	1/9
GW50212	50	65	44.5	515	6/36

CHARACTERISTICS: multifunctional couplings allowing the realisation of 0-90° variable angle curves and misaligned conduit-conduit couplings.

JUNCTION BOXES

TRIX - GREY RAL 7035



DX 45 003

TRIX BOX - IP54

Code	Description	Outer dim. LxHxD (mm)	Pack / Carton
DX45003DY	TX3-3 inputs	87x64x53	1/20

NOTES: Without coupling devices and without caps.

QUADRIX - GREY RAL 7035



DX 45 004

QUADRIX BOX - IP54

Code	Description	Accessories supplied	Outer dim. LxHxD (mm)	Pack / Carton
DX45004DY	QX4-4 inputs	1 cap	100x106x53	1/76
DX45007	QX7-7 inputs	3 caps	106x106x53	5/60
DX45010	QX10-10 inputs	4 caps	140x140x53	1/16

NOTE: Without coupling devices.

COUPLINGS AND ACCESSORIES - GREY RAL 7035



DX 47 616

TRIX/QUADRIX-CONDUIT MORBIDX COUPLING

Code	Conduits Ø (mm)	Pack / Carton
DX47616DY	16	25/200
DX47620DY	20	25/175
DX47625DY	25	25/150



DX 47 212

SHEATH-TRIX/QUADRIX COUPLING

Code	Sheath Ø (mm)	Pack / Carton
DX47212DY	12	25/225
DX47216DY	16	25/225
DX47220	20	10/390



DX 47 503

CABLE - TRIX/QUADRIX CABLE GLAND COUPLING

Code	For cables Ø (mm)	Pack / Carton
DX47503	6	10/300
DX47506DY	9	25/150
DX47509DY	12	25/150



DX 47 000

CLOSURE CAP

Code	Description	Pack / Carton
DX47000DY	Closing Cap	25/200




RK




Scan the QR Code and find out all the technical informations.

FOR EVERY INSTALLATION NEED



The GEWISS rigid conduit range includes the RK9 (classification 22211), RK9 HF (classification 23431), RK15 (classification 3321), RKB (classification 4321) and RKHF (classification 4422), available in 7 sizes from 16 to 63 mm, and specific routing components for the creation of watertight or protected surface-mounted systems.

SIMPLE AND RELIABLE SYSTEM



The MORBIDX quick connect system allows the creation of surface mounted systems with IP65 and IP67 ratings, and a significant reduction in installation time. The perfect fit of the O-ring seal material ensures a firm conduit seal even in vertical position or if the conduit is not cut perfectly to size.

HALOGEN-FREE RANGE



RK9 HF, RKHF and a wide range of HF routing components enable the installation of Halogen Free surface-mounting systems, ideal for installations in public environments with high concentrations of people, thanks to lower toxic emissions and less smoke opacity in the event of fire.

FK

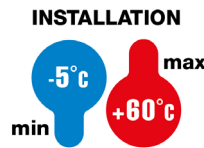

Pliable protective conduit systems

System of protective corrugated conduits for concealed installation, available in two materials: PVC and Polypropylene (PP) and in different colours for easy identification of the lines according to normative recommendations. The pallets are protected with white stretch film to prevent exposure of the coils to UV rays and ensure at the same time a greater resistance to weathering and improved preservation during external storage.



SELF-EXTINGUISHING PLIABLE CONDUITS

CLASSIFICATION
22212
EN 50086
EN 61386



GWT
960°C

FK9 LIGHT PLIABLE CONDUIT



DX 10 016 R

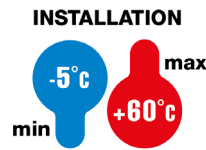
LIGHT GREY RAL 7035 PLIABLE CONDUIT - PVC

Code	Conduits Ø (mm)	Pack / Carton
Type: without cable puller		
DX10016R	16	100/6400
DX10020R	20	100/5200
DX10020R50	20	50/2250
DX10025R	25	75/3300
DX10025R50	25	50/2400
DX10032R	32	50/1800
DX10032R10	32	10/630
DX10032R25	32	25/1300
DX10040R	40	25/1100
DX10050R	50	25/400
Type: with cable puller		
DX10016R10	50	10/2090
DX10016R25	50	25/2100
DX10016R50	50	50/2700
DX10020R10	50	10/1350
DX10020R25	50	25/1800
DX10025R10	50	10/990
DX10025R25	50	25/1125
DX10116R	16	100/6400
DX10120R	20	100/5200
DX10125R	25	75/3300
DX10132R	32	50/1800
DX10140R	40	25/500
DX10150R	50	25/400

APPLICATION: Recommended for chased wall and ceiling installation. Cable puller-feeder allows the wires to be pulled easily. Conformity to standards refers to the protective conduit and not to the cable puller-feeder. Do not expose the conduits to direct solar irradiation for long periods. Do not remove the protective white film during the storage.


ARCOBALENO SELF-EXTINGUISHING PLIABLE CONDUITS

CLASSIFICATION
33212
 EN 50086
 EN 61386



GWT
960°C

FK15 MEDIUM PLIABLE CONDUIT



DX 16 216 R

MEDIUM NATURAL WHITE PLIABLE CONDUIT - PVC


Code	Conduits Ø (mm)	Pack / Carton
Type: without cable puller		
DX16216R	16	100/2800
DX16220R	20	100/2400
DX16225R	25	75/1500
DX16232R	32	50/800
DX16240R	40	25/500
DX16250R	50	25/400
Type: with cable puller		
DX16316R	16	100/2800
DX16320R	20	100/2400
DX16325R	25	75/1500
DX16332R	32	50/800

USE: natural white is recommended for the identification of the co-axial computer cables.

The cable puller-feeder allows the wires to be pulled easily.

Conformity to standards refers to the protective conduit and not to the cable puller-feeder. Do not expose the conduits to direct solar irradiation for long periods.

Do not remove the protective white film during the storage.



DX 15 116 R

MEDIUM BLACK PLIABLE CONDUIT - PVC

Code	Conduits Ø (mm)	Pack / Carton
Type: without cable puller		
DX15016R	16	100/6400
DX15016R10	16	10/2090
DX15016R25	16	25/2100
DX15016R50	16	50/2700
DX15020R	20	100/5200
DX15020R10	20	10/1350
DX15020R25	20	25/1800
DX15020R50	20	50/2250
DX15025R	25	75/3300
DX15025R10	25	10/990
DX15025R25	25	25/1125
DX15032R	32	50/1800
DX15032R10	32	10/630
DX15040R	40	25/1100
DX15050R	50	25/400
DX15063R	63	20/240
Type: with cable puller		
DX15116R	16	100/6400
DX15120R	20	100/5200
DX15125R	25	75/3300
DX15132R	32	50/1800
DX15140R	40	25/500
DX15150R	50	25/400
DX15163R	63	20/240

USE: black is recommended for the identification of the distribution and force lines.

The cable puller-feeder allows the wires to be pulled easily.

Conformity to standards refers to the protective conduit and not to the cable puller-feeder. Do not expose the conduits to direct solar irradiation for long periods.

Do not remove the protective white film during the storage.



DX 15 216 R

MEDIUM GREEN PLIABLE CONDUIT - PVC


Code	Conduits Ø (mm)	Pack / Carton
Type: without cable puller		
DX15216R	16	100/2800
DX15220R	20	100/5200
DX15225R	25	75/3300
DX15225R25	25	25/1125
DX15232R	32	50/800
DX15240R	40	25/500
DX15250R	50	25/400
Type: with cable puller		
DX15316R	16	100/2800
DX15320R	20	100/2400
DX15325R	25	75/1500
DX15332R	32	50/800

USE: the green colour is recommended for identifying the telephone lines, BUS lines and domestic automation lines.

The cable puller-feeder allows the wires to be pulled easily.

Conformity to standards refers to the protective conduit and not to the cable puller-feeder. Do not expose the conduits to direct solar irradiation for long periods.

Do not remove the protective white film during the storage.



DX 15 516 R

MEDIUM LIGHT BLUE PLIABLE CONDUIT - PVC


Code	Conduits Ø (mm)	Pack / Carton
Type: without cable puller		
DX15416R	16	100/2800
DX15420R	20	100/5200
DX15425R	25	75/3300
DX15425R25	25	25/1125
DX15432R	32	50/800
DX15440R	40	25/500
DX15450R	50	25/400
Type: with cable puller		
DX15516R	16	100/2800
DX15520R	20	100/2400
DX15525R	25	75/1500
DX15532R	32	50/800

USE: light blue is recommended for the identification of the entryphone lines.

The cable puller-feeder allows the wires to be pulled easily.

Conformity to standards refers to the protective conduit and not to the cable puller-feeder. Do not expose the conduits to direct solar irradiation for long periods.

Do not remove the protective white film during the storage.



DX 15 616 R

MEDIUM BROWN PLIABLE CONDUIT - PVC

Code	Conduits Ø (mm)	Pack / Carton
Type: without cable puller		
DX15616R	16	100/2800
DX15620R	20	100/2400
DX15625R	25	75/1500
DX15632R	32	50/800
DX15625R25	25	25/1125
DX15640R	40	25/500
DX15650R	50	25/400
Type: with cable puller		
DX15716R	16	100/2800
DX15720R	20	100/2400
DX15725R	25	75/1500
DX15732R	32	50/800

USE: brown is recommended for the identification of the emergency light and alarm lines.

The cable puller-feeder allows the wires to be pulled easily.

Conformity to standards refers to the protective conduit and not to the cable puller-feeder. Do not expose the conduits to direct solar irradiation for long periods.

Do not remove the protective white film during the storage.



DX 15 916 R

MEDIUM LILAC PLIABLE CONDUIT - PVC

Code	Conduits Ø (mm)	Pack / Carton
Type: without cable puller		
DX15816R	16	100/2800
DX15820R	20	100/2400
DX15825R	25	75/1500
DX15825R25	25	25/1125
DX15832R	32	50/800
DX15840R	40	25/500
DX15850R	50	25/400
Type: with cable puller		
DX15916R	16	100/2800
DX15920R	20	100/2400
DX15925R	25	75/1500
DX15932R	32	50/800

USE: lilac is recommended for the identification of the cable radio and hi-fi lines.

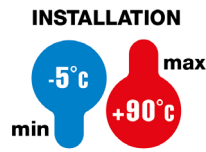
The cable puller-feeder allows the wires to be pulled easily.

Conformity to standards refers to the protective conduit and not to the cable puller-feeder. Do not expose the conduits to direct solar irradiation for long periods.

Do not remove the protective white film during the storage.

PLIABLE CONDUITS ICTA

CLASSIFICATION
34223
EN 50086
EN 61386



GWT
850°C

ICTA - MEDIUM PLIABLE CONDUIT - HALOGEN FREE - LOW SMOKE



DX 20 016 R

MEDIUM PLIABLE CONDUIT, GREY RAL 7035, SELF-EXTINGUISHING AND SELF-RECOVERING - PP



Code	Conduits Ø (mm)	Pack / Carton
Type: without cable puller		
DX20016R	16	100/6400
DX20020R	20	100/5200
DX20025R	25	75/3300
DX20032R	32	50/1800
DX20040R	40	25/500
DX20050R	50	25/400
DX20063R	63	20/240
Type: with cable puller		
DX20116R	16	100/6400
DX20120R	20	100/5200
DX20125R	25	75/3300
DX20132R	32	50/1800
DX20140R	40	25/500
DX20150R	50	25/400
DX20163R	63	20/240

USE: the cable puller-feeder allows the wires to be pulled easily. Conformity to standards refers to the protective conduit and not to the cable puller-feeder.
Do not expose the conduits to direct solar irradiation for long periods.
Do not remove the protective white film during the storage.

MEDIUM PLIABLE CONDUIT, DARK GREY, SELF-EXTINGUISHING AND SELF-RECOVERING - PP

HF **LS**
HALOGEN FREE LOW SMOKE



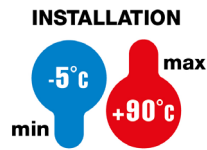
DX 20 516 R

Code	Conduits Ø (mm)	Pack / Carton
Type: without cable puller		
DX20416R	16	100/6400
DX20420R	20	100/5200
DX20425R	25	75/3300
DX20432R	32	50/1800
DX20440R	40	25/500
DX20450R	50	25/400
DX20463R	63	20/240
Type: with cable puller		
DX20516R	16	100/6400
DX20520R	20	100/5200
DX20525R	25	75/3300
DX20532R	32	50/1800
DX20540R	40	25/500
DX20550R	50	25/400
DX20563R	63	20/240

USE: the cable puller-feeder allows the wires to be pulled easily. Conformity to standards refers to the protective conduit and not to the cable puller-feeder.
 Do not expose the conduits to direct solar irradiation for long periods.
 Do not remove the protective white film during the storage.

PLIABLE CONDUIT FKHF HALOGEN-FREE

CLASSIFICATION
23223
EN 50086
EN 61386



FKHF LIGHT PLIABLE CONDUIT



DX 23 216 R

LIGHT PLIABLE CONDUIT, GREY, HALOGEN-FREE, SELF-EXTINGUISHING AND SELF-RECOVERING - PP



Code	Conduits Ø (mm)	Pack / Carton
Type: without cable puller		
DX23216R	16	100/2800
DX23220R	20	100/5200
DX23225R	25	75/3300
DX23232R	32	50/800
DX23240R	40	25/500
DX23250R	50	25/400
DX23263R	63	20/240
Type: with cable puller		
DX23316R	16	100/2800
DX23320R	20	100/5200
DX23325R	25	75/3300
DX23332R	32	50/800
DX23340R	40	25/500
DX23350R	50	25/400
DX23363R	63	20/240

USE: the cable puller-feeder allows the wires to be pulled easily. Conformity to standards refers to the protective conduit and not to the cable puller-feeder.




Scan the QR Code and find out all the technical informations.

FK-XTREME COEXTRUDED MEDIUM CONDUIT




The FK-Xtreme conduits, thanks to their special double-walled design, ensure total protection from the penetration of liquid cement components. The outer coating offers additional resistance during construction work against trampling, crushing and impact, even at low temperatures (down to -25°C).

FK15 ARCOBALENO MEDIUM CONDUIT



Available in versions with or without cable puller feeder and in six different colourways for all ordinary construction installations. A ringed profile gives the conduits better flexibility, higher load resistance and reduced thermal memory.

ICTA SELF-RECOVERING MEDIUM CONDUIT



Those with classification 34223 have high resistance to impact and a wide range of operating temperatures. Made of LSZH (Low Smoke Zero Halogen) material, they are ideal in public environments (e.g. theatres, schools, etc.). Also available in version with cable pullers.

DF

Flexible protective conduit systems

The DF range of flexible protective conduits and accessories provide protection for the wiring of moving mechanical parts, as well as the interface between rigid conduits, junction boxes and distribution boards for the completion of exposed systems in tertiary and industrial sectors. Available in two mechanical strength levels, two colours and 14 diameters from 8 to 60 mm.




SELF-EXTINGUISHING INSULATING SHEATHS

CLASSIFICATION

2311
EN 50086
EN 61386



INSTALLATION



GWT
960°C

DIFLEX SPIRALLED SHEATH



DX 30 008

DIFLEX SPIRALLED SHEATH - GREY RAL 7035 - PVC

Code	Sheath Ø (mm)	Pack / Carton
DX30010	10	30/1800
DX30012	12	30/1800
DX30016	16	30/1080
DX30020	20	30/1080
DX30022	22	30/720
DX30025	25	30/600
DX30028	28	30/480
DX30032	32	30/480
DX30035	35	30/480
DX30040	40	30/360
DX30050	50	30/180
DX30060	60	30/120

NOTE: the specified measurements must be considered internal diameters. Do not expose the sheaths to direct sunlight.



DX 30 108

DIFLEX SPIRALLED SHEATH - BLACK RAL 9005 - PVC

Code	Sheath Ø (mm)	Pack / Carton
DX30108	8	30/2070
DX30110	10	30/1800
DX30112	12	30/1800
DX30114	14	30/1440
DX30116	16	30/1080
DX30120	20	30/1080
DX30122	22	30/720
DX30125	25	30/600
DX30128	28	30/480
DX30132	32	30/480
DX30135	35	30/480
DX30140	40	30/360
DX30150	50	30/180
DX30160	60	30/120

NOTE: the specified measurements must be considered internal diameters. Do not expose the conduits to direct sunlight.

COUPLINGS

ROTATING UNIONS



DX 54 020

STRAIGHT, REVOLVING COUPLING DEVICE - METRIC PITCH - IP54

Code	Sheath Ø (mm)	ISO pitch	Pack / Carton
Colour: Grey RAL 7035			
DX54008	8	M 12x1.5	20/180
DX54010	10	M 16x1.5	20/160
DX54012	12	M 16x1.5	10/100
DX54016	16	M 20x1.5	10/150
DX54020	20	M 25x1.5	10/100
DX54022	22	M 25x1.5	10/100
DX54025	25	M 32x1.5	5/60
DX54028	28	M 32x1.5	5/40
DX54032	32	M 40x1.5	5/30
DX54040	40	M 50x1.5	25
DX54050	50	M 63x1.5	15
Colour: Black RAL 9005			
DX54108	8	M 12x1.5	20/180
DX54110	10	M 16x1.5	20/160
DX54112	12	M 16x1.5	10/100
DX54116	16	M 20x1.5	10/150
DX54120	20	M 25x1.5	10/100
DX54122	22	M 25x1.5	10/100
DX54125	25	M 32x1.5	5/60
DX54128	28	M 32x1.5	5/40
DX54132	32	M 40x1.5	5/30
DX54140	40	M 50x1.5	25
DX54150	50	M 63x1.5	15

USE: for the coupling of spiral sheaths to junction boxes in threaded holes with metric pitch or in non-threaded holes via the nut and gasket supplied.



DX 54 220

STRAIGHT, REVOLVING COUPLING DEVICE - GAS PITCH - IP54

Code	Sheath Ø (mm)	GAS pitch	Pack / Carton
Colour: Grey RAL 7035			
DX54208	8	1/4"	20/180
DX54210	10	1/4"	20/160
DX54212	12	3/8"	10/100
DX54214	14	1/2"	10/150
DX54216	16	1/2"	10/150
DX54220	20	3/4"	10/100
DX54222	22	3/4"	10/100
DX54225	25	1"	5/60
DX54228	28	1"	5/40
DX54232	32	1 1/4"	5/30
DX54235	35	1 1/4"	5/30
DX54240	40	1 1/2"	25
DX54250	50	2"	15
Colour: Black RAL 9005			
DX54308	8	1/4"	20/180
DX54310	10	1/4"	20/160
DX54312	12	3/8"	10/100
DX54314	14	1/2"	10/150
DX54316	16	1/2"	10/150
DX54320	20	3/4"	10/100
DX54322	22	3/4"	10/100
DX54325	25	1"	5/60
DX54328	28	1"	5/40
DX54332	32	1 1/4"	5/30
DX54335	35	1 1/4"	5/30
DX54340	40	1 1/2"	25
DX54350	50	2"	15

USE: for the coupling of spiral sheaths to junction boxes in threaded holes with GAS pitches or in non-threaded holes via the nut and gasket supplied.



DX 54 420

STRAIGHT, REVOLVING COUPLING DEVICE - PG PITCH - IP54

Code	Sheath Ø (mm)	PG pitch	Pack / Carton
Colour: Grey RAL 7035			
DX54408	8	7	20/180
DX54410	10	7	20/160
DX54411	10	9	20/160
DX54412	12	11	10/100
DX54413	12	13.5	10/100
DX54414	14	13.5	10/150
DX54416	16	13.5	10/150
DX54417	16	16	10/150
DX54420	20	21	10/100
DX54422	22	21	10/100
DX54425	25	29	5/60
DX54428	28	29	5/40
DX54432	32	36	5/30
DX54435	35	36	5/30
Colour: Black RAL 9005			
DX54508	8	7	20/180
DX54510	10	7	20/160
DX54511	10	9	20/160
DX54512	12	11	10/100
DX54513	12	13.5	10/100
DX54514	14	13.5	10/150
DX54516	16	13.5	10/150
DX54517	16	16	10/150
DX54520	20	21	10/100
DX54522	22	21	10/100
DX54525	25	29	5/60
DX54528	28	29	5/40
DX54532	32	36	5/30
DX54535	35	36	5/30

USE: for the coupling of spiral sheaths to junction boxes in threaded holes with Pg pitches or in non-threaded holes via the nut and gasket supplied.

FIXED UNIONS



DX 56 008

STRAIGHT, FIXED COUPLING DEVICE - METRIC PITCH - IP54

Code	Sheath Ø (mm)	ISO pitch	Pack / Carton
Colour: Grey RAL 7035			
DX56008	8	M12x1,5	20/160
DX56010	10	M16x1.5	10/170
DX56012	12	M16x1.5	10/150
DX56014	14	M16x1.5	10/130
DX56016	16	M20x1.5	10/110
DX56022	22	M25x1.5	10/50
DX56025	25	M25x1.5	10/50
DX56028	28	M32x1.5	10/40
DX56040	40	M40x1.5	15
DX56050	50	M50x1.5	12

USE: for the coupling of spiral sheaths to junction boxes in threaded holes with metric pitch or in non-threaded holes via the nut and gasket supplied.



DX 56 208

STRAIGHT, FIXED COUPLING DEVICE - GAS PITCH - IP54

Code	Sheath Ø (mm)	GAS pitch	Pack / Carton
Colour: Grey RAL 7035			
DX56208	8	1/4"	20/160
DX56210	10	1/4"	10/170
DX56212	12	3/8"	10/150
DX56214	14	1/2"	10/130
DX56216	16	1/2"	10/110
DX56222	22	3/4"	10/50
DX56225	25	3/4"	10/50
DX56228	28	1"	10/40
DX56232	32	1 1/4"	3/18
DX56235	35	1 1/4"	3/18
DX56240	40	1 1/2"	15
DX56250	50	2"	12

USE: for the coupling of spiral sheaths to junction boxes in threaded holes with GAS pitches or in non-threaded holes via the nut and gasket supplied.



DX 56 408

STRAIGHT, FIXED COUPLING DEVICE - PG PITCH - IP54

Code	Sheath Ø (mm)	PG pitch	Pack / Carton
Colour: Grey RAL 7035			
DX56408	8	7	20/160
DX56410	10	7	10/170
DX56411	12	9	10/150
DX56412	12	11	10/150
DX56413	12	13.5	10/150
DX56414	14	13.5	10/130
DX56415	16	11	10/110
DX56416	16	13.5	10/110
DX56417	16	16	10/110
DX56422	22	16	10/50
DX56423	22	21	10/50
DX56425	25	21	10/50
DX56428	28	29	10/40
DX56432	32	36	3/18
DX56435	35	36	3/18
DX56440	40	42	15
DX56450	50	48	12

USE: for the coupling of spiral sheaths to junction boxes in threaded holes with Pg pitches or in non-threaded holes via the nut and gasket supplied.

CONDUIT-SHEATH UNIONS



DX 43 316

MORBIDX RELEASE CONDUIT-SHEATH UNION - IP65

Code	Conduits Ø (mm)	Sheath Ø (mm)	Pack / Carton
DX43316	16	12	10/450
DX43320	20	16	10/300
DX43325	25	20	5/210
DX43332	32	25	5/120
DX43340	40	32	5/25
DX43350	50	40	5/20



DX 43 416

RELEASE CONDUIT-SHEATH UNION EQUAL DIAMETER - IP65

Code	Conduits Ø (mm)	Sheath Ø (mm)	Pack / Carton
DX43416	16	16	10/360
DX43416DY	16	16	1/72
DX43420	20	20	10/240
DX43420DY	20	20	1/48
DX43425	25	25	5/150
DX43432	32	28	5/40
DX43440	40	40	5/20

USE: coupling of a solid protective conduit with a spiral sheath of the DIFLEX range;

allows the maintenance of the same internal diameter in line with the joint; the internal section for cable passage remains constant, increasing the space available for the system wires.



DF



Scan the QR Code and find out all the technical informations.

PROFESSIONAL SPIRALLED SHEATHS




The range of spiralled sheaths with classification 2311 is available in 14 different diameters in grey and black. They are also available in the Light version, with classification 1311 (in 12, 16, 20 and 25 mm diameters), ideal for use in air conditioning equipment.

FLEXIBILITY AND DURABILITY



The particular shape of the sheath, which has a rigid PVC inner coil and plasticised PVC outer coating, provides high resistance to crushing and ensures the flexibility necessary for every type of application and routing.

COUPLING DEVICES FOR EASY INSTALLATION




Once in place, the sheath can rotate freely, while maintaining IP54 rated protection, thanks to the straight swivel couplings. This facilitates the movement of sheaths already connected to boxes and distribution boards.

PZ


Access chambers systems

The range of PZ access chambers, available in 5 sizes, is ideal for junctions and manholes in electrical and telecommunication systems. These are provided with knockouts for cable ducts and knockouts base for stacking installation. Thanks to the thermoplastic material, knockouts for cable ducts and knockouts base for stacking installation, the PZ range is an efficient alternative to the access chambers made of concrete.



THERMOPLASTIC ACCES CHAMBERS


SQUARE ACCES CHAMBERS



DX 59 401


SQUARE ACCES CHAMBER 200X200X200

Code	Characteristics	Colour	Pack / Carton
DX59401	Flat knockout base and high resistance lid	Grey	1/60
DX59402	Flat semi-pierced base for boosting	Grey	1/60



COVERS AND COMPONENTS

Code	Description	Characteristics	Colour	Pack / Carton
DX59410	Closed cover	High resistance	Grey	1/5
DX59430	Closed cover	High resistance	Green	1/5
DX59411	Gridded cover	High resistance	Grey	1/5
DX59431	Gridded cover	High resistance	Green	1/5
DX59440	Separator plate	-	-	1/10
DX59451	Seal	-	-	1/10
DX59450	4 screws kit	Self-threading steel screws	-	1/50



DX 59 701


SQUARE ACCES CHAMBER 300X300X300

Code	Characteristics	Colour	Pack / Carton
DX59701	Flat knockout base and high resistance lid	Grey	1/36
DX59702	Flat semi-pierced base for boosting	Grey	1/36



COVERS AND COMPONENTS


Code	Description	Characteristics	Colour	Pack / Carton
DX59710	Closed cover	High resistance	Grey	1/5
DX59730	Closed cover	High resistance	Green	1/5
DX59711	Gridded cover	High resistance	Grey	1/5
DX59731	Gridded cover	High resistance	Green	1/5
DX59740	Separator plate	-	-	1/10
DX59751	Seal	-	-	1/10
DX59450	4 screws kit	Self-threading steel screws	-	1/50



DX 59 801

SQUARE ACCES CHAMBERS 400X400X400

Code	Characteristics	Colour	Pack / Carton
DX59801	Flat knockout base and high resistance lid	Grey	1/18
DX59802	Flat semi-pierced base for boosting	Grey	1/24


COVERS AND COMPONENTS

Code	Description	Characteristics	Colour	Pack / Carton
DX59810	Closed cover	High resistance	Grey	1/5
DX59830	Closed cover	High resistance	Green	1/5
DX59811	Gridded cover	High resistance	Grey	1/5
DX59831	Gridded cover	High resistance	Green	1/5
DX59840	Separator plate	-	-	1/10
DX59851	Seal	-	-	1/10
DX59452	4 screws kit	Self-threading steel screws	-	1/50
DX59453	Kit - central bolt for lifting	-	-	1/20



DX 59 901

SQUARE ACCES CHAMBERS 550X550X520

Code	Characteristics	Colour	Pack / Carton
DX59901	Flat knockout base and high resistance lid	Grey	1/8
DX59902	Flat semi-pierced base for boosting	Grey	1/8


COVERS AND COMPONENTS

Code	Description	Characteristics	Colour	Pack / Carton
DX59910	Closed cover	High resistance	Grey	1/5
DX59930	Closed cover	High resistance	Green	1/5
DX59911	Gridded cover	High resistance	Grey	1/5
DX59931	Gridded cover	High resistance	Green	1/5
DX59940	Separator plate	-	-	1/10
DX59951	Seal	-	-	1/10
DX59452	4 screws kit	Self-threading steel screws	-	1/50
DX59453	Kit - central bolt for lifting	-	-	1/20

RECTANGULAR ACCES CHAMBER




DX 59 501

RECTANGULAR ACCES CHAMBER 360X260X320


Code	Characteristics	Accessories supplied	Colour	Pack / Carton
DX59501	Flat semi-pierced base	Cover high resistance and 4 S/Steel screws	Grey	1
DX59502	Flat semi-pierced base for boosting	4 stainless steel screws	Grey	1

NOTE: the lids supplied are without the gasket, available as an accessory DX59551.



COVERS AND COMPONENTS

Code	Description	Characteristics	Colour	Pack / Carton
DX59511	Closed cover	High resistance	Grey	1/6
DX59520	Gridded cover	-	Grey	1/6
DX59230	Closed cover	-	Green	1/6
DX59231	Gridded cover	-	Green	1/6
DX59240	Separator plate	Cross	-	1/6
DX59241	Separator plate	Longitudinal	-	1/4
DX59242	Separator plate	Diagonal	-	1/4
DX59551	Seal	-	-	1/10
DX59650	4 screws kit	Self-threading steel screws	-	1/50




Scan the QR Code and find out all the technical informations.

WIDE AND FUNCTIONAL RANGE




A broad offering that includes square and rectangular access chambers and related technical components. The rectangular access chamber offers the option of a double junction on the long side, and of installing seven separators longitudinally, transversely or diagonally.

KNOCKOUTS AND STAKING OPTIONS



The sides of the access chamber have knock-outs of different diameters for cable ducts entry. The removable base allows the PZ access chambers be layered, creating a modular system to increase access chamber depth and capacity.

HIGH-STRENGTH LIDS



The high-resistance PZ access chamber covers can be secured with 4 stainless steel self-threading screws for added safety and stability during installation. Only one tool is required to open the access chamber.

GW FIT

Accessories for electrical installation

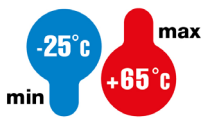
Complete system comprising cable glands, plastic and metal fixings, couplings for rigid conduits and sheaths, cable ties for external and junction and connection terminal blocks. The depth of the range and breadth of the offers of each family makes GEWISS the specialist and ideal partner when implementing any type of system, from residential to commercial and industrial sector.



PLASTIC CABLE GLANDS AND ACCESSORIES

CABLE GLANDS

INSTALLATION



GWT
650°C



GW 52 001

NYLON CABLE GLANDS - PG PITCH - GREY RAL 7035 - IP66

Code	PG pitch	Mounting hole Ø (mm)	For cables Ø (mm)	Pack / Carton
GW52001DY	7	12.5	from 3 to 6	20/100
GW52002DY	9	16	from 6 to 8	20/100
GW52003DY	11	19	from 8 to 10.5	20/80
GW52004DY	13.5	20	from 9 to 12.5	20/80
GW52005DY	16	23	from 13 to 16	20/80
GW52006DY	21	29	from 9 to 10/ from 17 to 20	20/80
GW52007DY	29	37	from 13.5 to 15/ from 21 to 26	20/80

ACCESSORIES SUPPLIED: fixing nut.

APPLICATIONS: for making watertight installations with direct grip on cable.



GW 52 042

NYLON CABLE GLANDS - METRIC PITCH - GREY RAL 7035 - IP68

Code	ISO pitch	Mounting hole Ø (mm)	For cables Ø (mm)	Pack / Carton
GW52043DY	16x1.5	16	from 5 to 10	20/100
GW52044DY	20x1.5	20	from 10 to 14	20/80
GW52045DY	25x1.5	25	from 13 to 18	20/80
GW52046DY	32x1.5	32	from 18 to 25	20/80
GW52047DY	40x1.5	40	from 22 to 32	20/80


ACCESSORIES SUPPLIED: fixing nut.

APPLICATIONS: direct installation on fixing enclosures or components in feedthrough holes.

Coupling in installations where a high protection rating is required in the presence of chemical substances, shocks and vibrations.

COUPLINGS AND CABLE-GLANDS

INSTALLATION



GW 50 430

FLEXIBLE POLYMER CABLE GLAND - GREY RAL 7035 - IP55

GWT
960°C

Code	For ext. conduits max (mm)	Mounting hole Ø (mm)	Pack / Carton
GW50428DY	16	19	8/96
GW50429DY	20	23	8/96
GW50430DY	25	29	8/96
GW50431DY	32	37	8/96
GW50432DY	40	48	8/48

NOTE: quick entry cable glands, except GW50428.

CHARACTERISTICS: quick entry cable glands, suitable for cables with Ø from 4 to 14mm.

Cable gland GW50429, suitable for conduits ø 16, 20mm.

Cable gland GW50430, suitable for conduits ø 16, 20, 25mm.



Cable gland GW50431, suitable for conduits ø 16, 20, 25, 32mm.

Cable gland GW50432, suitable for conduits ø 16, 20, 25, 32, 40mm.

PLASTIC FIXINGS FOR CONDUITS AND CABLES

FIXINGS FOR CONDUITS

INSTALLATION



GW 50 603

SHOCKPROOF POLYMER SADDLE SNAP CLIP - GREY RAL 7035



Code	For external conduits (mm)	Wall-conduit axis distance (mm)	Pack / Carton
GW50602DY	20	22	1/64
GW50603DY	25	24.5	1/36
GW50604DY	32	28	1/90
GW50628DY	40	32	1/45

NOTES: suitable for riveting machines. GW50628DY is not Halogen Free.

APPLICATIONS: recommended for surface mounting



GW 50 605

SHOCKPROOF POLYMER SADDLE COLLAR CLIP - GREY RAL 7035



Code	For external conduits (mm)	Wall-conduit axis distance (mm)	Pack / Carton
GW50605DY	16	20	1/36
GW50606DY	20	22	1/36
GW50607DY	25	24.5	1/24
GW50608DY	32	28	1/45
GW50630DY	40	32	1/35

APPLICATIONS: Recommended for ceiling applications.



GW FIT



Scan the QR Code and find out all the technical informations.

HIGH PERFORMANCE CABLE GLANDS



The GEWISS cable gland range includes plastic and metal versions with IP54, IP66 and IP68 protection ratings, developed to adapt to all installation requirements, including industrial and machine applications. Metal glands for ATEX environments complete the offer.

AN EXTENSIVE CONDUIT AND CABLE FIXING SYSTEM

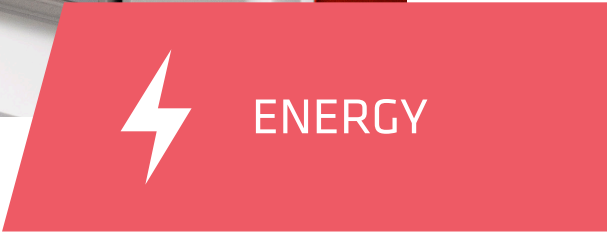


Available in plastic and metal and designed to meet every need: the range consists of snap-fit or collar conduit fixings accessories, also in multidiameter version and with a built-in wall plug version for faster installation.

CABLE TIES AND TERMINAL BLOCKS FOR EFFECTIVE WIRING



The cable-tie range includes 6 different product lines, from versions for wiring in PA66 to external L.T.R. versions in PA12. The range of terminal blocks covers various types: single-screw, multi-pole, modular distribution and single-pole equipotential terminal blocks for DIN rails.



AUTOMATIC RECLOSING DEVICES

In the event that the automatic circuit breaker trips, the ReStart devices restore the power supply after checking the system status, thereby ensuring continuity of service in complete safety. Available both for RCCBs and RCBOs, the Restart range also includes Autotest and PRO versions.



CIRCUIT BREAKERS FOR CIRCUIT PROTECTION

The 90 MCB range meets any requirement for protection against overcurrent and short-circuit, for all domestic, commercial and industrial applications. The range consists of MTC (compact miniature circuit breakers) and MT (traditional miniature circuit breakers).



CIRCUIT BREAKERS FOR RES. CURR. PROTECTION

The RCD 90 range is ideal for ground fault protection. The range consists of MDC compact residual current circuit breakers with overload protection (RCBO) and IDP residual current circuit breaker (RCCB).



MODULAR ACCESSORIES

The 90 AM range, in addition to auxiliaries common for the all circuit breakers, comprises many modular accessories for the protection, command, programming, measurement and signalling in electrical systems.





AUTOMATIC RECLOSING DEVICES

90 ReStart

AUTOMATIC RECLOSING DEVICES

pag. 126





90 ReStart

Automatic reclosing devices

In the event the circuit breaker trips, the ReStart devices, after checking the system status, restore the power supply thereby ensuring maximum continuity of service in complete safety. Available for both residual current circuit breakers and residual current circuit breakers with overcurrent protection, the range is characterized by the Autotest functions, with periodic and automatic control of the residual current protection without interrupting the power supply and PRO with extended control of the system.



RESTART AUTOTEST

RESTART AUTOTEST 2 POLES - VERSIONS COUPLED WITH RCCB'S



GW 90 901 N

AUTOMATIC RECLOSING DEVICES WITH PREVENTIVE CHECK OF THE INSULATION AND AUTOMATIC TEST OF THE RESIDUAL CURRENT CIRCUIT BREAKER - PRO VERSION



Code	Rated current	Idn	Type of RCCB	Rated voltage	No. of modules EN 50022	Pack / Carton
GW90901N	25 A	30 mA	A[IR]	230 V	5	1/4
GW90902N	40 A	30 mA	A[IR]	230 V	5	1/4
GW90913	63 A	30 mA	A[IR]	230 V	5	1/4

CHARACTERISTICS: after RCCB has tripped, ReStart checks the insulation prior to the automatic reclosure. In the event of a fault (earth leakage), ReStart will not reset the circuit breaker but will continue to monitor the circuit every 2 minutes reclosing the circuit breaker when safe to do so. In the meantime the integrated configurable auxiliary contact will change state to indicate that the automatic reset did not take place.

Compatible with:

-GW90992 ModBus RS485 interface module.

NOTE: the Autotest function automatically and periodically (every 28 days) tests the RCCB, without interrupting the electric power supply, thus maintaining the performance of the residual current protection over time.

230 V ac power supply, phase-neutral.

RCCB's type Impulse Resistant presents greater resistance to untimely tripping in comparison to standard residual current circuit breakers. Immunity level 8/20µs: 3000A for IR type, 250A for standard type.

RESTART RD

RESTART RD 2 POLES - VERSIONS COUPLED WITH RCCB'S IDP



GW D4 817 R

AUTOMATIC RECLOSING DEVICES WITH PREVENTIVE CHECK OF THE INSULATION



Code	Rated current	Idn	Type of RCCB	Rated voltage	No. of modules EN 50022	Pack / Carton
GWD4817R	25 A	30 mA	A	230 V	3	1/4
GWD4827R	40 A	30 mA	A	230 V	3	1/4

CHARACTERISTICS: after RCCB has tripped, ReStart checks the insulation prior to the automatic reclosure. In the event of a fault (earth leakage), ReStart will not reset the circuit breaker.

NOTE: the ARD must be supplied at 230 Vac phase-neutral.

AUTOMATIC RECLOSING DEVICES WITH PREVENTIVE CHECK OF THE INSULATION - PRO VERSION



Code	Rated current	Idn	Type of RCCB	Rated voltage	No. of modules EN 50022	Pack / Carton
GWD4817P	25 A	30 mA	A	230 V	3	1/4
GWD4827P	40 A	30 mA	A	230 V	3	1/4

CHARACTERISTICS: after RCCB has tripped, ReStart checks the insulation prior to the automatic reclosure.

In the event of a fault (earth leakage), ReStart will not reset the circuit breaker but will continue to monitor the circuit every 2 minutes reclosing the circuit breaker when safe to do so.

Compatible with:

-GWD0951 auxiliary contact

-GW90992 ModBus RS485 interface module (only if already coupled with GWD0951 auxiliary contact).

NOTE: the ARD must be supplied at 230 Vac phase-neutral.

RESTART RM

RESTART RM 2 POLES - VERSIONS COUPLED WITH COMPACT RCBO'S MDC



GW D4 229 R

AUTOMATIC RECLOSING DEVICES WITH PREVENTIVE CHECK OF THE INSULATION AND OF THE SHORT CIRCUIT



Code	Rated current	I _{dn}	Type of RCBO	Curve	Rated voltage	No. of modules EN 50022	Pack / Carton
Breaking capacity (EN 61009-1): 4500 A							
GWD4227R	16 A	30 mA	A	C	230 V	3	1/4
GWD4229R	25 A	30 mA	A	C	230 V	3	1/4

CHARACTERISTICS: after RCBO has tripped, ReStart checks the insulation and the short circuit prior to the automatic reclosure.. In the event of a fault (earth leakage or short circuit), ReStart will not reset the circuit breaker.

NOTE: the ARD must be supplied at 230 Vac phase-neutral.



GW D4 229 P

AUTOMATIC RECLOSING DEVICES WITH PREVENTIVE CHECK OF THE INSULATION AND OF THE SHORT CIRCUIT - PRO VERSION



Code	Rated current	I _{dn}	Type of RCBO	Curve	Rated voltage	No. of modules EN 50022	Pack / Carton
Breaking capacity (EN 61009-1): 4500 A							
GWD4227P	16 A	30 mA	A	C	230 V	3	1/4
GWD4229P	25 A	30 mA	A	C	230 V	3	1/4

CHARACTERISTICS: after RCBO has tripped, ReStart checks the insulation and the short circuit prior to the automatic reclosure.

In the event of a fault (earth leakage), ReStart will not reset the circuit breaker but will continue to monitor the circuit every 2 minutes reclosing the circuit breaker when safe to do so.

Compatible with:

- GWD0951 auxiliary contact
- GW90992 ModBus RS485 interface module (only if already coupled with GWD0951 auxiliary contact).

NOTE: the ARD must be supplied at 230 Vac phase-neutral.

KIT OF RESTART AND MTC FOR RESIDENTIAL DISTRIBUTION BOARD



AUTOMATIC RECLOSING DEVICE AND COMPACT MCBS

Code	Type of ReStart	Type of MCB (1P+N Icn=4500A curve C)
DY01015	1 pc of GWD4817R (RCCB 25A)	1 pc of GW90026 (10A) and 1 pc of GW90027 (16A)
DY01016	1 pc of GWD4229R (RCBO 25A)	1 pc of GW90026 (10A) and 1 pc of GW90027 (16A)

KIT OF IDP AND MTC FOR RESIDENTIAL DISTRIBUTION BOARD



RCCB AND COMPACT MCBS

Code	Type of RCCB (type AC 30mA)	Type of MCB (1P+N Icn=4500A curve C)
DY01017	1 pc of GWD4617 (25A)	1 pc of GW90026 (10A) and 1 pc of GW90027 (16A)

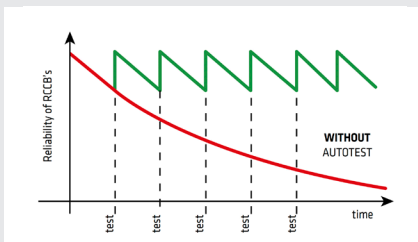


90 ReStart



Scan the QR Code and find out all the technical informations.

AN ALWAYS-PROTECTED SYSTEM



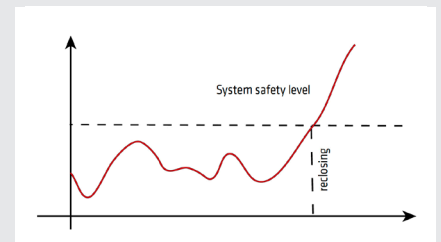
Thanks to the GEWISS patented automatic self-test function with no power interruption, the ReStart Autotest ensures maximum protection efficiency and removes the need for the user to manually perform periodic RCCB relay trip tests.

ALL UNDER CONTROL



The LEDs on the faceplate of the device provide information on the operating status of the system. At a glance, you can tell if the system is working properly, if the Autotest is in progress, or if there is a fault.

CONTINUOUS MONITORING GUARANTEED



After a failure, the ReStart PRO performs a continuous system check until safety is re-established and then recloses the protection circuit breaker. The auxiliary contact also allows remote monitoring of the system status information.



CIRCUIT BREAKERS FOR CIRCUIT PROTECTION

90 MCB

MODULAR CIRCUIT BREAKERS FOR
CIRCUIT PROTECTION

pag. 132





90 MCB

Modular circuit breakers for circuit protection

The 90 MCB range meets any requirement for protection against overcurrent and shortcircuit, for all domestic, commercial and industrial applications. The range comprises MTC, compact miniature circuit breakers (from 2 to 32 A, curves B and C up to 6 kA) MT traditional miniature circuit breakers (from 1 to 63 A, curves B and C up to 6 kA)



MTC - COMPACT MINIATURE CIRCUIT BREAKERS

MTC 45 - C CURVE - 4500 A (EN 60898) - 4.5 KA (EN 60947-2)

BREAKING CAPACITY 1P+N			BREAKING CAPACITY 2-3-4P			BREAKING CAPACITY 3-4P		
230V	EN60898 Icn	EN60947-2 Icu	230V	EN60898 Icn	EN60947-2 Icu	400V	EN60898 Icn	EN60947-2 Icu
In=6÷32 A	4500 A	4,5 kA	In=2÷32 A	4500 A	6 kA	In=6÷32 A	4500 A	4,5 kA



GW 90 046

COMPACT MINIATURE CIRCUIT BREAKERS

Code	Rated current	Rated voltage	Auxiliaries compatibility	No. of modules EN 50022	Pack / Carton
No. of poles: 1P+N					
GW90022	2 A	230 V	No	1	6/24
GW90025	6 A	230 V	No	1	6/24
GW90026	10 A	230 V	No	1	6/24
GW90026DV*	10 A	230 V	No	1	1/4
GW90031	13 A	230 V	No	1	6/24
GW90027	16 A	230 V	No	1	6/24
GW90027DV*	16 A	230 V	No	1	1/4
GW90028	20 A	230 V	No	1	6/24
GW90029	25 A	230 V	No	1	6/24
GW90030	32 A	230 V	No	1	6/24
No. of poles: 1P+N (N-conductor left)					
GW90602	2 A	230 V	No	1	6/24
GW90605	6 A	230 V	No	1	6/24
GW90606	10 A	230 V	No	1	6/24
GW90607	16 A	230 V	No	1	6/24
GW90608	20 A	230 V	No	1	6/24
GW90609	25 A	230 V	No	1	6/24
GW90610	32 A	230 V	No	1	6/24
No. of poles: 2P					
GW90045	6 A	230 V	Yes	1	6/24
GW90046	10 A	230 V	Yes	1	6/24
GW90051	13 A	230 V	Yes	1	6/24
GW90047	16 A	230 V	Yes	1	6/24
GW90048	20 A	230 V	Yes	1	6/24
GW90049	25 A	230 V	Yes	1	6/24
GW90050	32 A	230 V	Yes	1	6/24
No. of poles: 3P					
GW90065	6 A	230 - 400 V	Yes	2	3/12
GW90066	10 A	230 - 400 V	Yes	2	3/12
GW90071	13 A	230 - 400 V	Yes	2	3/12
GW90067	16 A	230 - 400 V	Yes	2	3/12
GW90068	20 A	230 - 400 V	Yes	2	3/12
GW90069	25 A	230 - 400 V	Yes	2	3/12
GW90070	32 A	230 - 400 V	Yes	2	3/12
No. of poles: 4P					
GW90085	6 A	230 - 400 V	Yes	2	3/12
GW90086	10 A	230 - 400 V	Yes	2	3/12
GW90091	13 A	230 - 400 V	Yes	2	3/12
GW90087	16 A	230 - 400 V	Yes	2	3/12
GW90088	20 A	230 - 400 V	Yes	2	3/12
GW90089	25 A	230 - 400 V	Yes	2	3/12
GW90090	32 A	230 - 400 V	Yes	2	3/12

* kit of 6 pieces

MTC 60 - C CURVE - 6000 A (EN 60898) - 6 KA (EN 60947-2)

BREAKING CAPACITY 1P+N		
230V	EN60898	EN60947-2
In=6÷32 A	Icn	Icu
	6000 A	6 kA

BREAKING CAPACITY 2-3-4P		
230V	EN60898	EN60947-2
In=6÷32 A	Icn	Icu
	6000 A	10 kA

BREAKING CAPACITY 3-4P		
400V	EN60898	EN60947-2
In=6÷32 A	Icn	Icu
	6000 A	6 kA



GW 90 290

COMPACT MINIATURE CIRCUIT BREAKERS

Code	Rated current	Rated voltage	Auxiliaries compatibility	No. of modules EN 50022	Pack / Carton
No. of poles: 1P+N					
GW90225	6 A	230 V	No	1	6/24
GW90226	10 A	230 V	No	1	6/24
GW90231	13 A	230 V	No	1	6/24
GW90227	16 A	230 V	No	1	6/24
GW90228	20 A	230 V	No	1	6/24
GW90229	25 A	230 V	No	1	6/24
GW90230	32 A	230 V	No	1	6/24
No. of poles: 2P					
GW90245	6 A	230 V	Yes	1	6/24
GW90246	10 A	230 V	Yes	1	6/24
GW90251	13 A	230 V	Yes	1	6/24
GW90247	16 A	230 V	Yes	1	6/24
GW90248	20 A	230 V	Yes	1	6/24
GW90249	25 A	230 V	Yes	1	6/24
GW90250	32 A	230 V	Yes	1	6/24
No. of poles: 3P					
GW90265	6 A	230 - 400 V	Yes	2	3/12
GW90266	10 A	230 - 400 V	Yes	2	3/12
GW90271	13 A	230 - 400 V	Yes	2	3/12
GW90267	16 A	230 - 400 V	Yes	2	3/12
GW90268	20 A	230 - 400 V	Yes	2	3/12
GW90269	25 A	230 - 400 V	Yes	2	3/12
GW90270	32 A	230 - 400 V	Yes	2	3/12
No. of poles: 4P					
GW90285	6 A	230 - 400 V	Yes	2	3/12
GW90286	10 A	230 - 400 V	Yes	2	3/12
GW90291	13 A	230 - 400 V	Yes	2	3/12
GW90287	16 A	230 - 400 V	Yes	2	3/12
GW90288	20 A	230 - 400 V	Yes	2	3/12
GW90289	25 A	230 - 400 V	Yes	2	3/12
GW90290	32 A	230 - 400 V	Yes	2	3/12

90 MCB

MTC 60 - B CURVE - 6000 A (EN 60898) - 10 KA (EN 60947-2)

BREAKING CAPACITY 1P+N		
230V	EN60898	EN60947-2
I _{cn}	I _{cu}	I _{cu}
In=6÷32 A	6000 A	6 kA

BREAKING CAPACITY 2P		
230V	EN60898	EN60947-2
I _{cn}	I _{cu}	I _{cu}
In=6÷32 A	6000 A	10 kA



GW 90 326

COMPACT MINIATURE CIRCUIT BREAKERS


Code	Rated current	Rated voltage	Auxiliaries compatibility	No. of modules EN 50022	Pack / Carton
No. of poles: 1P+N					
GW90325	6 A	230 V	No	1	6/24
GW90326	10 A	230 V	No	1	6/24
GW90327	13 A	230 V	No	1	6/24
GW90328	16 A	230 V	No	1	6/24
GW90329	20 A	230 V	No	1	6/24
GW90330	25 A	230 V	No	1	6/24
GW90331	32 A	230 V	No	1	6/24
No. of poles: 2P					
GW90345	6 A	230 V	Yes	1	6/24
GW90346	10 A	230 V	Yes	1	6/24
GW90347	13 A	230 V	Yes	1	6/24
GW90348	16 A	230 V	Yes	1	6/24
GW90349	20 A	230 V	Yes	1	6/24
GW90350	25 A	230 V	Yes	1	6/24
GW90351	32 A	230 V	Yes	1	6/24

MT - MINIATURE CIRCUIT BREAKERS

MT 45 - C CURVE - 4500 A (EN 60898) - 6 KA (EN 60947-2)

BREAKING CAPACITY 1P, 1P+N		
230V	EN60898	EN60947-2
I _{cn}	I _{cn}	I _{cu}
In=6-40A	4500 A	6 kA

BREAKING CAPACITY 2-3-4P		
230V	EN60898	EN60947-2
400V	I _{cn}	I _{cu}
In=6-40A	4500 A	6 kA



GW 92 149

MINIATURE CIRCUIT BREAKERS

Code	Rated current	Rated voltage	No. of modules EN 50022	Pack / Carton
No. of poles: 1P				
GW92105	6 A	230 - 400 V	1	6/24
GW92106	10 A	230 - 400 V	1	6/24
GW92107	13 A	230 - 400 V	1	6/24
GW92108	16 A	230 - 400 V	1	6/24
GW92109	20 A	230 - 400 V	1	6/24
GW92110	25 A	230 - 400 V	1	6/24
GW92111	32 A	230 - 400 V	1	6/24
GW92112	40 A	230 - 400 V	1	6/24
No. of poles: 1P+N				
GW92125	6 A	230 V	2	3/12
GW92126	10 A	230 V	2	3/12
GW92127	13 A	230 V	2	3/12
GW92128	16 A	230 V	2	3/12
GW92129	20 A	230 V	2	3/12
GW92130	25 A	230 V	2	3/12
GW92131	32 A	230 V	2	3/12
GW92132	40 A	230 V	2	3/12
No. of poles: 2P				
GW92145	6 A	230 - 400 V	2	3/12
GW92146	10 A	230 - 400 V	2	3/12
GW92147	13 A	230 - 400 V	2	3/12
GW92148	16 A	230 - 400 V	2	3/12
GW92149	20 A	230 - 400 V	2	3/12
GW92150	25 A	230 - 400 V	2	3/12
GW92151	32 A	230 - 400 V	2	3/12
GW92152	40 A	230 - 400 V	2	3/12
No. of poles: 3P				
GW92165	6 A	230 - 400 V	3	2/8
GW92166	10 A	230 - 400 V	3	2/8
GW92167	13 A	230 - 400 V	3	2/8
GW92168	16 A	230 - 400 V	3	2/8
GW92169	20 A	230 - 400 V	3	2/8
GW92170	25 A	230 - 400 V	3	2/8
GW92171	32 A	230 - 400 V	3	2/8
GW92172	40 A	230 - 400 V	3	2/8
No. of poles: 4P				
GW92185	6 A	230 - 400 V	4	1/3
GW92186	10 A	230 - 400 V	4	1/3
GW92187	13 A	230 - 400 V	4	1/3
GW92188	16 A	230 - 400 V	4	1/3
GW92189	20 A	230 - 400 V	4	1/3
GW92190	25 A	230 - 400 V	4	1/3
GW92191	32 A	230 - 400 V	4	1/3
GW92192	40 A	230 - 400 V	4	1/3

MT 60 - C CURVE - 6000 A (EN 60898) - 10 KA (EN 60947-2)

BREAKING CAPACITY 1P, 1P+N			
230V	EN60898	EN60947-2	
I_n	I_{ca}	I_{cu}	
In=1÷63 A	6000 A	10 kA	

BREAKING CAPACITY 2-3-4P			
230V	EN60898	EN60947-2	
I_n	I_{ca}	I_{cu}	
In=1÷63 A	6000 A	20 kA	

BREAKING CAPACITY 2-3-4P			
400V	EN60898	EN60947-2	
I_n	I_{ca}	I_{cu}	
In=1÷63 A	6000 A	10 kA	



GW 92 048

MINIATURE CIRCUIT BREAKERS

Code	Rated current	Rated voltage	No. of modules EN 50022	Pack / Carton
No. of poles: 1P				
GW92001	1 A	230 - 400 V	1	6/24
GW92002	2 A	230 - 400 V	1	6/24
GW92003	3 A	230 - 400 V	1	6/24
GW92004	4 A	230 - 400 V	1	6/24
GW92005	6 A	230 - 400 V	1	6/24
GW92006	10 A	230 - 400 V	1	6/24
GW92014	13 A	230 - 400 V	1	6/24
GW92007	16 A	230 - 400 V	1	6/24
GW92008	20 A	230 - 400 V	1	6/24
GW92009	25 A	230 - 400 V	1	6/24
GW92010	32 A	230 - 400 V	1	6/24
GW92011	40 A	230 - 400 V	1	6/24
GW92012	50 A	230 - 400 V	1	6/24
GW92013	63 A	230 - 400 V	1	6/24
No. of poles: 1P+N				
GW92021	1 A	230 V	2	3/12
GW92022	2 A	230 V	2	3/12
GW92023	3 A	230 V	2	3/12
GW92024	4 A	230 V	2	3/12
GW92025	6 A	230 V	2	3/12
GW92026	10 A	230 V	2	3/12
GW92034	13 A	230 V	2	3/12
GW92027	16 A	230 V	2	3/12
GW92028	20 A	230 V	2	3/12
GW92029	25 A	230 V	2	3/12
GW92030	32 A	230 V	2	3/12
GW92031	40 A	230 V	2	3/12
GW92032	50 A	230 V	2	3/12
GW92033	63 A	230 V	2	3/12
No. of poles: 2P				
GW92041	1 A	230 - 400 V	2	3/12
GW92042	2 A	230 - 400 V	2	3/12
GW92043	3 A	230 - 400 V	2	3/12
GW92044	4 A	230 - 400 V	2	3/12
GW92045	6 A	230 - 400 V	2	3/12
GW92046	10 A	230 - 400 V	2	3/12
GW92054	13 A	230 - 400 V	2	3/12
GW92047	16 A	230 - 400 V	2	3/12
GW92048	20 A	230 - 400 V	2	3/12
GW92049	25 A	230 - 400 V	2	3/12
GW92050	32 A	230 - 400 V	2	3/12
GW92051	40 A	230 - 400 V	2	3/12
GW92052	50 A	230 - 400 V	2	3/12
GW92053	63 A	230 - 400 V	2	3/12

CONTINUE

Code	Rated current	Rated voltage	No. of modules EN 50022	Pack / Carton
No. of poles: 3P				
GW92061	1 A	230 - 400 V	3	2/8
GW92062	2 A	230 - 400 V	3	2/8
GW92063	3 A	230 - 400 V	3	2/8
GW92064	4 A	230 - 400 V	3	2/8
GW92065	6 A	230 - 400 V	3	2/8
GW92066	10 A	230 - 400 V	3	2/8
GW92074	13 A	230 - 400 V	3	2/8
GW92067	16 A	230 - 400 V	3	2/8
GW92068	20 A	230 - 400 V	3	2/8
GW92069	25 A	230 - 400 V	3	2/8
GW92070	32 A	230 - 400 V	3	2/8
GW92071	40 A	230 - 400 V	3	2/8
GW92072	50 A	230 - 400 V	3	2/8
GW92073	63 A	230 - 400 V	3	2/8
No. of poles: 4P				
GW92081	1 A	230 - 400 V	4	1/3
GW92082	2 A	230 - 400 V	4	1/3
GW92083	3 A	230 - 400 V	4	1/3
GW92084	4 A	230 - 400 V	4	1/3
GW92085	6 A	230 - 400 V	4	1/3
GW92086	10 A	230 - 400 V	4	1/3
GW92094	13 A	230 - 400 V	4	1/3
GW92087	16 A	230 - 400 V	4	1/3
GW92088	20 A	230 - 400 V	4	1/3
GW92089	25 A	230 - 400 V	4	1/3
GW92090	32 A	230 - 400 V	4	1/3
GW92091	40 A	230 - 400 V	4	1/3
GW92092	50 A	230 - 400 V	4	1/3
GW92093	63 A	230 - 400 V	4	1/3

MT 60 - B CURVE - 6000 A (EN 60898) - 10 KA (EN 60947-2)

BREAKING CAPACITY 1P		
230V	EN60898	EN60947-2
I _{cn}	I _{cu}	I _{cu}
In=6÷63 A	6000 A	10 kA

BREAKING CAPACITY 2-3-4P		
230V	EN60898	EN60947-2
I _{cn}	I _{cu}	I _{cu}
In=6÷63 A	6000 A	20 kA

BREAKING CAPACITY 2-3-4P		
400V	EN60898	EN60947-2
I _{cn}	I _{cu}	I _{cu}
In=6÷63 A	6000 A	10 kA



GW 92 292

MINIATURE CIRCUIT BREAKERS

Code	Rated current	Rated voltage	No. of modules EN 50022	Pack / Carton
No. of poles: 1P				
GW92205	6 A	230 - 400 V	1	6/24
GW92206	10 A	230 - 400 V	1	6/24
GW92214	13 A	230 - 400 V	1	6/24
GW92207	16 A	230 - 400 V	1	6/24
GW92208	20 A	230 - 400 V	1	6/24
GW92209	25 A	230 - 400 V	1	6/24
GW92210	32 A	230 - 400 V	1	6/24
GW92211	40 A	230 - 400 V	1	6/24
GW92212	50 A	230 - 400 V	1	6/24
GW92213	63 A	230 - 400 V	1	6/24
No. of poles: 2P				
GW92245	6 A	230 - 400 V	2	3/12
GW92246	10 A	230 - 400 V	2	3/12
GW92254	13 A	230 - 400 V	2	3/12
GW92247	16 A	230 - 400 V	2	3/12
GW92248	20 A	230 - 400 V	2	3/12
GW92249	25 A	230 - 400 V	2	3/12
GW92250	32 A	230 - 400 V	2	3/12
GW92251	40 A	230 - 400 V	2	3/12
GW92252	50 A	230 - 400 V	2	3/12
GW92253	63 A	230 - 400 V	2	3/12
No. of poles: 3P				
GW92265	6 A	230 - 400 V	3	2/8
GW92266	10 A	230 - 400 V	3	2/8
GW92274	13 A	230 - 400 V	3	2/8
GW92267	16 A	230 - 400 V	3	2/8
GW92268	20 A	230 - 400 V	3	2/8
GW92269	25 A	230 - 400 V	3	2/8
GW92270	32 A	230 - 400 V	3	2/8
GW92271	40 A	230 - 400 V	3	2/8
GW92272	50 A	230 - 400 V	3	2/8
GW92273	63 A	230 - 400 V	3	2/8
No. of poles: 4P				
GW92285	6 A	230 - 400 V	4	1/3
GW92286	10 A	230 - 400 V	4	1/3
GW92294	13 A	230 - 400 V	4	1/3
GW92287	16 A	230 - 400 V	4	1/3
GW92288	20 A	230 - 400 V	4	1/3
GW92289	25 A	230 - 400 V	4	1/3
GW92290	32 A	230 - 400 V	4	1/3
GW92291	40 A	230 - 400 V	4	1/3
GW92292	50 A	230 - 400 V	4	1/3
GW92293	63 A	230 - 400 V	4	1/3

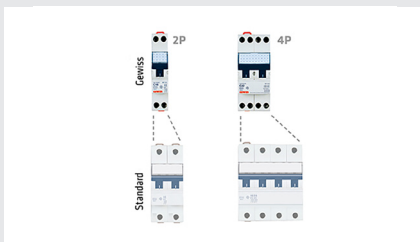


90 MCB




Scan the QR Code and find out all the technical informations.

REDUCED FOOTPRINT




The compact MCB protect 2 poles per module, reducing space by up to 50%. This also allows installation of smaller enclosures, for savings on costs.

MAXIMUM SECURITY



To ensure the most secure fastening and protection from possible contact with live parts, the terminals are equipped with a protective, sliding insulating insert. In addition, the double DIN hook provides a more stable fastening and facilitates maintenance operations.

SIMPLIFIED ACCESSORY MANAGEMENT



The 90 MCB range of circuit breakers integrate seamlessly with the 90 range of electrical auxiliaries, providing simplified and streamlined accessory management.



CIRCUIT BREAKERS FOR RESIDUAL CURRENT PROTECTION

90 RCD

MODULAR CIRCUIT BREAKERS FOR
RESIDUAL CURRENT PROTECTION

pag. 142





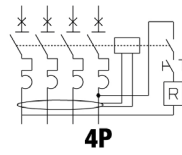
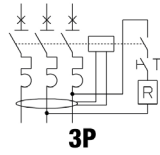
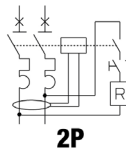
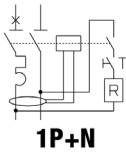
90 RCD

Modular circuit breakers for residual current protection

The 90 RCD range meets any earth fault protection requirement for any area of application. The range comprises MDC compact residual current c.b. with overcurrent protection. (from 6 to 32 A, curves B and C, up to 6 kA and I Δ n 30 mA type AC, A) and IDP residual current circuit breakers (up to 63 A, I Δ n 30 mA type AC, A).



MDC - MONOBLOC COMPACT RCBO'S



MDC 45 - AC TYPE - C CURVE - 4500 A (EN 61009-1) - 4.5 KA (EN 60947-2)

BREAKING CAPACITY 1P+N-2P		
230V	EN61009-1	EN60947-2
I Δ n	Icu	Icu
In=6÷32 A	4500 A	6 KA

BREAKING CAPACITY 3-4P		
400V	EN61009-1	EN60947-2
I Δ n	Icu	Icu
In=6÷32 A	4500 A	4,5 KA



GW 94 027

COMPACT RESIDUAL CURRENT CIRCUIT BREAKERS WITH OVERCURRENT PROTECTION



Code	I Δ n	Rated current	Rated voltage	No. of modules EN 50022	Pack / Carton
No. of poles: 1P+N					
GW94005	30 mA	6 A	230 V	2	1/6
GW94006	30 mA	10 A	230 V	2	1/6
GW94011	30 mA	13 A	230 V	2	1/6
GW94007	30 mA	16 A	230 V	2	1/6
GW94007DY*	30 mA	16 A	230 V	2	1
GW94008	30 mA	20 A	230 V	2	1/6
GW94009	30 mA	25 A	230 V	2	1/6
GW94009DY*	30 mA	25 A	230 V	2	1
GW94010	30 mA	32 A	230 V	2	1/6
No. of poles: 2P					
GW94025	30 mA	6 A	230 V	2	1/6
GW94026	30 mA	10 A	230 V	2	1/6
GW94031	30 mA	13 A	230 V	2	1/6
GW94027	30 mA	16 A	230 V	2	1/6
GW94028	30 mA	20 A	230 V	2	1/6
GW94029	30 mA	25 A	230 V	2	1/6
GW94030	30 mA	32 A	230 V	2	1/6
No. of poles: 3P					
GW94045	30 mA	6 A	400 V	3	1/4
GW94046	30 mA	10 A	400 V	3	1/4
GW94051	30 mA	13 A	400 V	3	1/4
GW94047	30 mA	16 A	400 V	3	1/4
GW94048	30 mA	20 A	400 V	3	1/4
GW94049	30 mA	25 A	400 V	3	1/4
GW94050	30 mA	32 A	400 V	3	1/4
No. of poles: 4P					
GW94065	30 mA	6 A	400 V	4	1/3
GW94066	30 mA	10 A	400 V	4	1/3
GW94071	30 mA	13 A	400 V	4	1/3
GW94067	30 mA	16 A	400 V	4	1/3
GW94068	30 mA	20 A	400 V	4	1/3
GW94069	30 mA	25 A	400 V	4	1/3
GW94070	30 mA	32 A	400 V	4	1/3

* kit of 6 pieces

MDC 45 - A TYPE - C CURVE - 4500 A (EN 61009-1) - 4.5 KA (EN 60947-2)

BREAKING CAPACITY 1P+N-2P		
230V	EN61009-1	EN60947-2
<i>I_n</i>	<i>I_{cn}</i>	<i>I_{cu}</i>
<i>I_n</i> =6÷32 A	4500 A	6 kA

BREAKING CAPACITY 3-4P		
400V	EN61009-1	EN60947-2
<i>I_n</i>	<i>I_{cn}</i>	<i>I_{cu}</i>
<i>I_n</i> =6÷32 A	4500 A	4,5 kA



GW 94 227

COMPACT RESIDUAL CURRENT CIRCUIT BREAKERS WITH OVERCURRENT PROTECTION



Code	<i>I_{dn}</i>	Rated current	Rated voltage	No. of modules EN 50022	Pack / Carton
No. of poles: 1P+N					
GW94205	30 mA	6 A	230 V	2	1/6
GW94206	30 mA	10 A	230 V	2	1/6
GW94211	30 mA	13 A	230 V	2	1/6
GW94207	30 mA	16 A	230 V	2	1/6
GW94208	30 mA	20 A	230 V	2	1/6
GW94209	30 mA	25 A	230 V	2	1/6
GW94210	30 mA	32 A	230 V	2	1/6
No. of poles: 2P					
GW94225	30 mA	6 A	230 V	2	1/6
GW94226	30 mA	10 A	230 V	2	1/6
GW94231	30 mA	13 A	230 V	2	1/6
GW94227	30 mA	16 A	230 V	2	1/6
GW94228	30 mA	20 A	230 V	2	1/6
GW94229	30 mA	25 A	230 V	2	1/6
GW94230	30 mA	32 A	230 V	2	1/6
No. of poles: 3P					
GW94245	30 mA	6 A	400 V	3	1/4
GW94246	30 mA	10 A	400 V	3	1/4
GW94251	30 mA	13 A	400 V	3	1/4
GW94247	30 mA	16 A	400 V	3	1/4
GW94248	30 mA	20 A	400 V	3	1/4
GW94249	30 mA	25 A	400 V	3	1/4
GW94250	30 mA	32 A	400 V	3	1/4
No. of poles: 4P					
GW94265	30 mA	6 A	400 V	4	1/3
GW94266	30 mA	10 A	400 V	4	1/3
GW94271	30 mA	13 A	400 V	4	1/3
GW94267	30 mA	16 A	400 V	4	1/3
GW94268	30 mA	20 A	400 V	4	1/3
GW94269	30 mA	25 A	400 V	4	1/3
GW94270	30 mA	32 A	400 V	4	1/3

90 RCD

MDC 60 - AC TYPE - C CURVE - 6000 A (EN 61009-1) - 6 KA (EN 60947-2)

BREAKING CAPACITY 1P+N-2P		
230V	EN61009-1	EN60947-2
$I_n=6-32\text{ A}$	I_{cu}	I_{cu}
6000 A		10 kA

BREAKING CAPACITY 3-4P		
400V	EN61009-1	EN60947-2
$I_n=6-32\text{ A}$	I_{cu}	I_{cu}
6000 A		6 kA



GW 94 168

COMPACT RESIDUAL CURRENT CIRCUIT BREAKERS WITH OVERCURRENT PROTECTION



Code	I_{dn}	Rated current	Rated voltage	No. of modules EN 50022	Pack / Carton
No. of poles: 1P+N					
GW94105	30 mA	6 A	230 V	2	1/6
GW94106	30 mA	10 A	230 V	2	1/6
GW94111	30 mA	13 A	230 V	2	1/6
GW94107	30 mA	16 A	230 V	2	1/6
GW94108	30 mA	20 A	230 V	2	1/6
GW94109	30 mA	25 A	230 V	2	1/6
GW94110	30 mA	32 A	230 V	2	1/6
No. of poles: 2P					
GW94125	30 mA	6 A	230 V	2	1/6
GW94126	30 mA	10 A	230 V	2	1/6
GW94131	30 mA	13 A	230 V	2	1/6
GW94127	30 mA	16 A	230 V	2	1/6
GW94128	30 mA	20 A	230 V	2	1/6
GW94129	30 mA	25 A	230 V	2	1/6
GW94130	30 mA	32 A	230 V	2	1/6
No. of poles: 3P					
GW94145	30 mA	6 A	400 V	3	1/4
GW94146	30 mA	10 A	400 V	3	1/4
GW94151	30 mA	13 A	400 V	3	1/4
GW94147	30 mA	16 A	400 V	3	1/4
GW94148	30 mA	20 A	400 V	3	1/4
GW94149	30 mA	25 A	400 V	3	1/4
GW94150	30 mA	32 A	400 V	3	1/4
No. of poles: 4P					
GW94165	30 mA	6 A	400 V	4	1/3
GW94166	30 mA	10 A	400 V	4	1/3
GW94171	30 mA	13 A	400 V	4	1/3
GW94167	30 mA	16 A	400 V	4	1/3
GW94168	30 mA	20 A	400 V	4	1/3
GW94169	30 mA	25 A	400 V	4	1/3
GW94170	30 mA	32 A	400 V	4	1/3

MDC 60 - A TYPE - C CURVE - 6000 A (EN 61009-1) - 6 KA (EN 60947-2)

BREAKING CAPACITY 1P+N-2P		
230V	EN61009-1	EN60947-2
I_n	I_{cn}	I_{cu}
In=2÷32 A	6000 A	10 kA

BREAKING CAPACITY 3-4P		
400V	EN61009-1	EN60947-2
I_n	I_{cn}	I_{cu}
In=6÷32 A	6000 A	6 kA



GW 94 347

COMPACT RESIDUAL CURRENT CIRCUIT BREAKERS WITH OVERCURRENT PROTECTION



Code	I_{dn}	Rated current	Rated voltage	No. of modules EN 50022	Pack / Carton
No. of poles: 1P+N					
GW94305	30 mA	6 A	230 V	2	1/6
GW94306	30 mA	10 A	230 V	2	1/6
GW94311	30 mA	13 A	230 V	2	1/6
GW94307	30 mA	16 A	230 V	2	1/6
GW94308	30 mA	20 A	230 V	2	1/6
GW94309	30 mA	25 A	230 V	2	1/6
GW94310	30 mA	32 A	230 V	2	1/6
No. of poles: 2P					
GW94325	30 mA	6 A	230 V	2	1/6
GW94326	30 mA	10 A	230 V	2	1/6
GW94331	30 mA	13 A	230 V	2	1/6
GW94327	30 mA	16 A	230 V	2	1/6
GW94328	30 mA	20 A	230 V	2	1/6
GW94329	30 mA	25 A	230 V	2	1/6
GW94330	30 mA	32 A	230 V	2	1/6
No. of poles: 3P					
GW94345	30 mA	6 A	400 V	3	1/4
GW94346	30 mA	10 A	400 V	3	1/4
GW94351	30 mA	13 A	400 V	3	1/4
GW94347	30 mA	16 A	400 V	3	1/4
GW94348	30 mA	20 A	400 V	3	1/4
GW94349	30 mA	25 A	400 V	3	1/4
GW94350	30 mA	32 A	400 V	3	1/4
No. of poles: 4P					
GW94365	30 mA	6 A	400 V	4	1/3
GW94366	30 mA	10 A	400 V	4	1/3
GW94371	30 mA	13 A	400 V	4	1/3
GW94367	30 mA	16 A	400 V	4	1/3
GW94368	30 mA	20 A	400 V	4	1/3
GW94369	30 mA	25 A	400 V	4	1/3
GW94370	30 mA	32 A	400 V	4	1/3

90 RCD

MDC 60 - A TYPE - B CURVE - 6000 A (EN 61009-1) - 6 KA (EN 60947-2)

BREAKING CAPACITY 1P+N-2P		
230V	EN61009-1	EN60947-2
$I_n=6÷32 A$	I_{cu}	I_{cu}
6000 A	10 kA	

BREAKING CAPACITY 3-4P		
400V	EN61009-1	EN60947-2
$I_n=6÷32 A$	I_{cu}	I_{cu}
6000 A	6 kA	



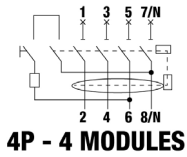
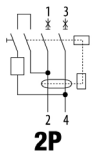
GW 95 168

COMPACT RESIDUAL CURRENT CIRCUIT BREAKERS WITH OVERCURRENT PROTECTION



Code	I_{dn}	Rated current	Rated voltage	No. of modules EN 50022	Pack / Carton
No. of poles: 1P+N					
GW95105	30 mA	6 A	230 V	2	1/6
GW95106	30 mA	10 A	230 V	2	1/6
GW95111	30 mA	13 A	230 V	2	1/6
GW95107	30 mA	16 A	230 V	2	1/6
GW95108	30 mA	20 A	230 V	2	1/6
GW95109	30 mA	25 A	230 V	2	1/6
GW95110	30 mA	32 A	230 V	2	1/6
No. of poles: 2P					
GW95125	30 mA	6 A	230 V	2	1/6
GW95126	30 mA	10 A	230 V	2	1/6
GW95131	30 mA	13 A	230 V	2	1/6
GW95127	30 mA	16 A	230 V	2	1/6
GW95128	30 mA	20 A	230 V	2	1/6
GW95129	30 mA	25 A	230 V	2	1/6
GW95130	30 mA	32 A	230 V	2	1/6
No. of poles: 3P					
GW95145	30 mA	6 A	400 V	3	1/4
GW95146	30 mA	10 A	400 V	3	1/4
GW95151	30 mA	13 A	400 V	3	1/4
GW95147	30 mA	16 A	400 V	3	1/4
GW95148	30 mA	20 A	400 V	3	1/4
GW95149	30 mA	25 A	400 V	3	1/4
GW95150	30 mA	32 A	400 V	3	1/4
No. of poles: 4P					
GW95165	30 mA	6 A	400 V	4	1/3
GW95166	30 mA	10 A	400 V	4	1/3
GW95171	30 mA	13 A	400 V	4	1/3
GW95167	30 mA	16 A	400 V	4	1/3
GW95168	30 mA	20 A	400 V	4	1/3
GW95169	30 mA	25 A	400 V	4	1/3
GW95170	30 mA	32 A	400 V	4	1/3

IDP NA - RESIDUAL CURRENT CIRCUIT BREAKERS (ACCESSORIES NOT AVAILABLE)



IDP NA - AC TYPE INSTANTANEOUS



GW D4 617

RESIDUAL CURRENT CIRCUIT BREAKERS



Code	Rated current	Idn	Rated voltage	Auxiliaries compatibility	ReStart compatibility	No. of modules EN 50022	Pack / Carton
No. of poles: 2P							
GWD4617	25 A	30 mA	230 V	No	Yes	2	1/6
GWD4627	40 A	30 mA	230 V	No	Yes	2	1/6
No. of poles: 4P							
GWD4427	25 A	30 mA	400 V	No	No	4	1/3
GWD4431	40 A	30 mA	400 V	No	No	4	1/3
GWD4435	63 A	30 mA	400 V	No	No	4	1/3

IDP NA - A TYPE INSTANTANEOUS



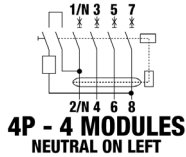
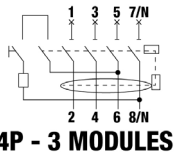
GW D4 817

RESIDUAL CURRENT CIRCUIT BREAKERS



Code	Rated current	Idn	Rated voltage	Auxiliaries compatibility	ReStart compatibility	No. of modules EN 50022	Pack / Carton
No. of poles: 2P							
GWD4817	25 A	30 mA	230 V	No	Yes	2	1/6
GWD4827	40 A	30 mA	230 V	No	Yes	2	1/6
No. of poles: 4P							
GWD4439	25 A	30 mA	400 V	No	No	4	1/3
GWD4443	40 A	30 mA	400 V	No	No	4	1/3
GWD4447	63 A	30 mA	400 V	No	No	4	1/3

IDP - RESIDUAL CURRENT CIRCUIT BREAKERS



IDP - AC TYPE INSTANTANEOUS



GW D4 001

RESIDUAL CURRENT CIRCUIT BREAKERS



Code	Rated current	I_{dn}	Rated voltage	Auxiliaries compatibility	ReStart compatibility	No. of modules EN 50022	Pack / Carton
No. of poles: 4P (N-conductor left)							
GWD4302	25 A	30 mA	400 V	Yes	Yes	4	1/3
GWD4322	40 A	30 mA	400 V	Yes	Yes	4	1/3
GWD4342	63 A	30 mA	400 V	Yes	Yes	4	1/3

IDP - A TYPE INSTANTANEOUS



GW D4 011

RESIDUAL CURRENT CIRCUIT BREAKERS



Code	Rated current	I_{dn}	Rated voltage	Auxiliaries compatibility	ReStart compatibility	No. of modules EN 50022	Pack / Carton
No. of poles: 4P							
GW94867	25 A	30 mA	400 V	Yes	No	3	1/4
GW94897	40 A	30 mA	400 V	Yes	No	3	1/4
No. of poles: 4P (N-conductor left)							
GWD4312	25 A	30 mA	400 V	Yes	Yes	4	1/3
GWD4332	40 A	30 mA	400 V	Yes	Yes	4	1/3
GWD4352	63 A	30 mA	400 V	Yes	Yes	4	1/3

LOCAL RESIDUAL CURRENT PROTECTION DEVICES

SOCKET OUTLETS WITH RESIDUAL CURRENT PROTECTION



GW 95 522

IP21 RCD SAFETY SOCKET OUTLETS - WHITE COLOUR

Code	Idn	Rated current	Type	Rated voltage	Pack / Carton
GW95521	10 mA	16 A	A	230 V	1/2
GW95522	30 mA	16 A	A	230 V	1/2

NOTE: RCD socket-outlets can be used for flush-mounting or wall-mounting application. Only for wall-mounting application, GW95527 is necessary.



GW 95 524

IP44 RCD SAFETY SOCKET OUTLETS - WHITE COLOUR

Code	Idn	Rated current	Type	Rated voltage	Pack / Carton
GW95523	10 mA	16 A	A	230 V	1/2
GW95524	30 mA	16 A	A	230 V	1/2

NOTE: RCD socket-outlets can be used for flush-mounting or wall-mounting application. Only for wall-mounting application, GW95527 is necessary.



GW 95 526

IP41 RCD SAFETY UNIT - WHITE COLOUR

Code	Idn	Rated current	Type	Rated voltage	Pack / Carton
GW95525	10 mA	16 A	A	230 V	1/2
GW95526	30 mA	16 A	A	230 V	1/2

NOTE: RCD safety units can be used for flush-mounting or wall-mounting application. Only for wall-mounting application, GW95527 is necessary.



GW 95 527

WALL-MOUNTING BOX - WHITE COLOUR

Code	Outer dim. LxHxD (mm)	Entries No. holes / Ø	Pack / Carton
GW95527	80x80x50	6 / 19	117

CHARACTERISTICS: box suitable for all RCD socket-outlets and RCD safety unit types.

NOTE: only for wall-mounting application. The IP protection rating depends on IP of RCD socket-outlet or RCD safety unit chosen.

90 RCD



GW 95 521 N

IP21 RCD SAFETY SOCKET OUTLETS - BLACK COLOUR

Code	Idn	Rated current	Type	Rated voltage	Pack / Carton
GW95521N	10 mA	16 A	A	230 V	1/2
GW95522N	30 mA	16 A	A	230 V	1/2

NOTE: RCD socket-outlets can be used for flush-mounting or wall-mounting application. Only for wall-mounting application, GW95527N is necessary.



GW 95 523 N

IP44 RCD SAFETY SOCKET OUTLETS - BLACK COLOUR

Code	Idn	Rated current	Type	Rated voltage	Pack / Carton
GW95523N	10 mA	16 A	A	230 V	1/2
GW95524N	30 mA	16 A	A	230 V	1/2

NOTE: RCD socket-outlets can be used for flush-mounting or wall-mounting application. Only for wall-mounting application, GW95527N is necessary.



GW 95 525 N

IP41 RCD SAFETY UNIT - BLACK COLOUR

Code	Idn	Rated current	Type	Rated voltage	Pack / Carton
GW95525N	10 mA	16 A	A	230 V	1/2
GW95526N	30 mA	16 A	A	230 V	1/2

NOTE: RCD safety units can be used for flush-mounting or wall-mounting application. Only for wall-mounting application, GW95527N is necessary.





GW 95 527 N

WALL-MOUNTING BOX - BLACK COLOUR

Code	Outer dim. LxHxD (mm)	Entries No. holes / Ø	Pack / Carton
GW95527N	80x80x50	6 / 19	117

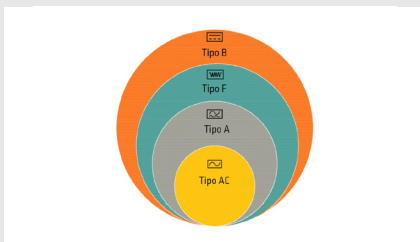
CHARACTERISTICS: box suitable for all RCD socket-outlets and RCD safety unit types.

NOTE: only for wall-mounting application. The IP protection rating depends on IP of RCD socket-outlet or RCD safety unit chosen.



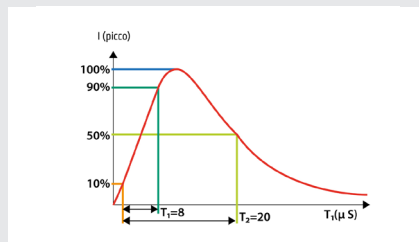
Scan the QR Code and find out all the technical informations.

A CIRCUIT BREAKER FOR EVERY NEED




The 90 RCD range meets all the protection requirements against earth leakage in electrical systems with different types of current, from AC type to A type.

SERVING CONTINUITY



The 90 RCD range also includes IR Reinforced Immunity versions, which are characterised by high resistance to untimely tripping caused by power surges. These versions are particularly suitable in systems where continuity of service is essential.

MAXIMUM PROTECTION IN MINIMUM SPACE



The use of MDC compact residual current circuit breakers reduces the number of modules installed, allowing the installation of smaller, and therefore less costly, enclosures.



MODULAR ACCESSORIES



90 AM

MODULAR ACCESSORIES

pag. 154



90 PV

PRODUCTS FOR PHOTOVOLTAIC SYSTEMS

pag. 170

90 AM

Modular accessories

The 90 AM range, in addition to auxiliaries common for the all circuit breakers, comprises many modular accessories for the protection, command, programming, measurement and signalling in electrical systems.



AUXILIARIES AND ACCESSORIES FOR MODULAR CIRCUIT BREAKERS

ELECTRICAL AUXILIARIES FOR CIRCUIT BREAKERS MTC / MT / MDC



GW 96 012

SHUNT TRIP RELEASES

Code	Rated voltage (V)	No. of modules EN 50022	Pack / Carton
GW96012	110-125 dc 110-415 ac	1	1/8

APPLICATIONS: used for the remote trip of the coupled circuit breaker.

CHARACTERISTICS: minimum operating voltage: 0.7 Vn min. Maximum operating voltage: 1.1 Vn max.

NOTE: up to max. one release (shunt trip or under voltage) can be fitted to each circuit breaker with an auxiliary contact.



GW 96 016

UNDER VOLTAGE RELEASES (DELAYED)

Code	Rated voltage (V)	No. of modules EN 50022	Pack / Carton
GW96016	230 ac	1	1/8

APPLICATIONS: constantly controls the effective value of the voltage, and trips the coupled circuit breaker when the voltage falls below its minimum value.

The 300 ms delay allows any tiny blackouts to be avoided, preventing the untimely tripping of circuit breaker.

NOTE: up to max. one release (shunt trip or under voltage) can be fitted to each circuit breaker with an auxiliary contact.

ELECTRICAL AUXILIARIES FOR RCCBS IDP



GW D6 015

SHUNT TRIP RELEASES

Code	Suitable for	Rated voltage (V)	No. of modules EN 50022	Pack / Carton
GW96015	IDP 25-80A 2P / IDP 25-63A 4P	110-125 dc 110-415 ac	1	1/8
GW96015	IDP 4P - 3 modules	230 AC	0.5	1/12

APPLICATIONS: used for the remote trip of the coupled circuit breaker.

CHARACTERISTICS: minimum operating voltage: 0.7 Vn min. maximum operating voltage: 1.1 Vn max.

ELECTRICAL AUXILIARIES FOR SWITCH DISCONNECTORS WITH ACCESSORY OPTIONS



GW D6 015

SHUNT TRIP RELEASES

Code	Rated voltage (V)	No. of modules EN 50022	Pack / Carton
GWD6015	110-125 dc 110-415 ac	1	1/8

APPLICATIONS: used for the remote trip of the coupled switch disconnecter.

CHARACTERISTICS: minimum operating voltage: 0.7 Vn min. maximum operating voltage: 1.1 Vn max.

NOTES: up to max. one release (shunt trip or undervoltage) can be fitted to each switch disconnecter with one auxiliary contact.



GW D6 019

UNDER VOLTAGE RELEASES (DELAYED)


Code	Rated voltage (V)	No. of modules EN 50022	Pack / Carton
GWD6019	230 ac	1	1/8

APPLICATIONS: constantly controls the effective value of the voltage, and trips the coupled switch disconnecter when the voltage falls below its minimum value. The 300 ms delay allows any momentary voltage drops to be avoided, preventing the untimely tripping of switch disconnecter.

NOTE: up to max. one release (shunt trip or undervoltage) can be fitted to each switch disconnecter with an auxiliary contact.

BUSBARS

MONOBLOC BUSBARS



GW 96 507 F

MONOBLOC BUSBARS 2P

Code	Type of main	Type of outgoing	Rated current	Pack / Carton
Length: 13 modules				
GW96507F	IDP/MDC/MT 2P	11 MTC 1P+N/2P	63 A	1/10

ACCESSORY SUPPLIED: closing plug (to be used only if the busbar is cut); plumbable screw caps with an adhesive indicating voltage presence.

APPLICATIONS: busbars indicated for domestic enclosures.

BUSBARS FOR CIRCUIT BREAKERS MTC

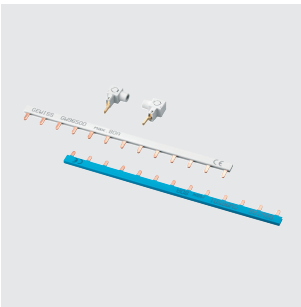


GW 96 500

PIN BUSBARS

Code	Type	Colour	Rated current	Pack / Carton
Length: 13 modules				
GW96500	1P	Grey	80 A	25
GW96501	1P	Blue	80 A	25

NOTE: not compatible with GW96963 end caps.




GW 96 502

POWER SUPPLY KIT

Code	Type	Colour	Rated current	Pack / Carton
Length: 13 modules				
GW96502	1P	Grey-Blue	80 A	1/5

CHARACTERISTICS: consists of n.1 GW96500, n.1 GW96501, n. 2 GW96503.

BUSBARS FOR CIRCUIT BREAKERS MT / MDC / IDP



GW 96 984


PIN BUSBARS

Code	Type	Rated current	Pack / Carton
Length: 12 modules			
GW96984	1P	63 A	50
GW96985	2P	63 A	25
GW96986	3P	63 A	25
GW96987	4P	80 A	20

NOTES: 12 module versions complete with end caps.

The 1P versions are not compatible with GW96963 end caps.

Busbars are suitable also for modular switch-disconnectors with red lever.



GW 96 992

FORK BUSBARS

Code	Type	Rated current	Pack / Carton
Length: 12 modules			
GW96992	1P	63 A	50
GW96993	2P	63 A	25
GW96994	3P	63 A	25
GW96995	4P	80 A	20

NOTES: 12 module versions complete with end caps.

Busbars are suitable also for modular switch-disconnectors with red lever.

WIRING COMPONENTS


GW 96 962

CONNECTION TERMINALS FOR PIN BUSBARS

Code	Suitable for	Type	Length (mm)	Conductors section (mm ²)	Pack / Carton
GW96503	1P busbar for MTC	-	-	25	50
GW96961	1P, 2P, 3P busbar for MT/MDC/IDP	Short	14	25	50
GW96961DY*	1P, 2P, 3P busbar for MT/MDC/IDP	Short	14	25	1/20
GW96962	4P busbar for MT/MDC/IDP	Long	27	25	50
GW96962DY*	4P busbar for MT/MDC/IDP	Long	27	25	1/20

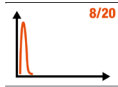
* kit of 4 pieces

SURGE PROTECTIVE DEVICES LST



GW D6 420

SURGE PROTECTIVE DEVICES TYPE 2



Code	Maximum discharge current	Rated voltage AC	No. of modules EN 50022	Aux end-of-life contact	Pack / Carton
No. of poles: 1P+N					
GWD6407	20 kA	230 V	2	No	1
GWD6417	40 kA	230 V	2	No	1
GWD6418	40 kA	230 V	2	Yes	1
No. of poles: 3P+N					
GWD6409	20 kA	400 V	4	No	1
GWD6419	40 kA	400 V	4	No	1
GWD6420	40 kA	400 V	4	Yes	1

CHARACTERISTICS: SPDs are equipped with extractable cartridges with optic end-of-life signal.

COMMAND

SWITCH DISCONNECTORS (EN 60947-3)



GW 96 134

AC SWITCH DISCONNECTORS, WITHOUT ACCESSORY OPTION



Code	Rated current	Rated voltage AC	Accessorisable with auxiliary contacts	Accessorisable with opening releases	No. of modules EN 50022	Pack / Carton
No. of poles: 1P						
GW96104	32 A	240 V	Yes	No	1	6/24
GW96105	40 A	240 V	Yes	No	1	6/24
GW96106	63 A	240 V	Yes	No	1	6/24
No. of poles: 2P						
GW96114	32 A	415 V	Yes	No	2	3/12
GW96115	40 A	415 V	Yes	No	2	3/12
GW96116	63 A	415 V	Yes	No	2	3/12
No. of poles: 3P						
GW96124	32 A	415 V	Yes	No	3	2/8
GW96125	40 A	415 V	Yes	No	3	2/8
GW96126	63 A	415 V	Yes	No	3	2/8
No. of poles: 4P						
GW96134	32 A	415 V	Yes	No	4	1/3
GW96135	40 A	415 V	Yes	No	4	1/3
GW96136	63 A	415 V	Yes	No	4	1/3

NOTES: Can ONLY be accessorised with an auxiliary open/closed position contact GW96001.



GW96193

AC ROTARY DISCONNECT SWITCHES, WITH ACCESSORY OPTION



Code	Rated current	Rated voltage AC	Accessorisable with auxiliary contacts	Accessorisable with opening releases	No. of modules EN 50022	Pack / Carton
No. of poles: 2P						
GW96182	40 A	415 V	Yes	Yes	2	1/6
GW96183	63 A	415 V	Yes	Yes	2	1/6
No. of poles: 4P						
GW96192	40 A	415 V	Yes	Yes	4	1/3
GW96193	63 A	415 V	Yes	Yes	4	1/3

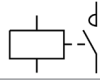
NOTES: can be combined with GWD6002 open/closed position auxiliary contact, with shunt trip release (GWD6013, GWD6015) and undervoltage release (GWD6019, GWD6020, GWD6021). Up to a maximum of 2 accessories consisting of 1 auxiliary contact and 1 opening release (shunt trip or undervoltage) can be assembled on each switch disconnecter. Lockable with accessory GW96041 to block the operating lever in either the "ON" or "OFF" position. For padlocks 05 mm max.

CONTACTORS CTR



GW D6 703

CONTACTORS



Code	Contacts	Control coil voltage (V)	No. of modules EN 50022	Pack / Carton
Rated current (AC-1/AC-7a): 20 A - CTR20				
GWD6701	1NO	230 ac	1	6/24
GWD6703	2NO	230 ac	1	6/24
GWD6709	4NO	230 ac	2	3/12
Rated current (AC-1/AC-7a): 25 A - CTR25				
GWD6712	2NO	230 ac - 220 dc	2	3/12
GWD6715	4NO	230 ac - 220 dc	2	3/12
Rated current (AC-1/AC-7a): 40 A - CTR40				
GWD6721	2NO	230 ac - 220 dc	3	2/8
GWD6724	4NO	230 ac - 220 dc	3	2/8
Rated current (AC-1/AC-7a): 63 A - CTR63				
GWD6731	2NO	230 ac - 220 dc	3	2/8
GWD6734	4NO	230 ac - 220 dc	3	2/8

APPLICATIONS: they are used for automatic control of electrical devices with high number of operations. The switching of contacts happens when the coil is both energized and de-energized. For other applications than AC-1/AC-7a utilization category, please consult the technical pages.

CHARACTERISTICS: they can be combined with auxiliary contacts and sealing terminal covers.

NOTE: it's suggested the use of a spacer insert between adjacent contactors to ensure optimum operation.



GW D6 742

MANUAL CONTROL CONTACTORS

Code	Contacts	Control coil voltage (V)	No. of modules EN 50022	Pack / Carton
Rated current (AC-1/AC-7a): 20 A - CTRM20				
GWD6742	2NO	230 ac	1	6/24
Rated current (AC-1/AC-7a): 25 A - CTRM25				
GWD6751	2NO	230 ac - 220 dc	2	3/12

APPLICATIONS: they have a three positions built-in toggle handle switch (A - 0 - I) to enable permanent opening or closing manually leaving out normal contactor function

Position A: working as normal contactor

Position 0: working as manual control contactor (contacts locked mechanically)

Position I: working as manual control contactor (contacts are switched without control coil voltage). When coil is energized the toggle handle switch is automatically set to position A maintaining the previous contacts status.

CHARACTERISTICS: they can be combined with auxiliary contacts and sealing terminal covers

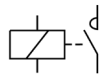
NOTE: it's suggested the use of a spacer insert between adjacent contactors to ensure optimum operation.

INSTALLATION RELAYS RLM



GW D6 604

INSTALLATION RELAY 16 A



Code	Contacts	Control coil voltage (V)	No. of modules EN 50022	Pack / Carton
GWD6604	1NO	230 ac	1	6/24
GWD6611	1 Changeover	230 ac	1	6/24
GWD6624	2NO	230 ac	1	6/24
GWD6630	2 Changeover	230 ac	2	3/12
GWD6634	4NO	230 ac	2	3/12

CHARACTERISTICS: relay with single stable state; the contacts are maintained in switched position only while the control coil is supplied. they can be combined with auxiliary contacts and sealing terminal covers.

APPLICATION: command of low voltage circuits with high number of switchovers (lighting, heating and ventilation systems), they have a three positions built-in toggle handle switch (A - 0 - I) to enable permanent opening or closing manually independently of the external commands:

Position A: automatic operation as a momentary relay.

Position 0: operation as a manually commanded momentary relay (contacts locked mechanically in the rest state).

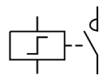
Position I: operation as a manually commanded momentary relay (contacts switched without the need for a remote control with return to automatic on A as soon as the lever is released).

LATCHING RELAY RLB



GW D6 644

LATCHING RELAY 16 A



Code	Contacts	Control coil voltage (V)	No. of modules EN 50022	Pack / Carton
GWD6644	1NO	230 ac	1	6/24
GWD6650	1 Changeover	230 ac	1	6/24
GWD6659	2NO	230 ac	1	6/24
GWD6664	2 Changeover	230 ac	2	3/12
GWD6669	4NO	230 ac	2	3/12

CHARACTERISTICS: relay with two stable states; every impulse to the coil switches over the contacts position that is maintained until the next signal. Auxiliary contacts, central command or group command can be used up to max 1 accessory for each relay.

APPLICATION: control of lighting circuits in domestic and commercial environments.

It is possible to inhibit the remote command thanks to the ON/OFF frontal selector.

The lever indicates the contacts status and it could be used in order to manual command the relay.

LOAD MANAGEMENT RELAY P-COMFORT



GW D6 916

LOAD MANAGEMENT RELAY P-COMFORT (WIRE VERSION)

Code	Rated voltage (V)	Rated current	Type relay contact	Capacity relay contact	No. of modules EN 50022	Pack / Carton
GWD6916	230 ac	32 A	Changeover (potential free contact)	16 A AC1 250 V ac	2	1/6

APPLICATION: The P-Comfort relay can be installed in electrical systems up to 6 kW. In the event of overload due to the simultaneous switching of several electric loads, P-Comfort prevents power supply interruption disconnecting the non-preferential loads wired to the relay inside the device. After a time period, P-Comfort automatically power supplies non-preferential loads again, avoiding service interruptions. P-Comfort allows the measurement and visualisation on the display of the active energy values (supplied and absorbed), and instantaneous active power (supplied and absorbed).



GW A1 916

LOAD MANAGEMENT RELAY P-COMFORT RF ZIGBEE (RADIO FREQUENCY VERSION)

Code	Rated voltage (V)	Rated current	Type relay contact	Capacity relay contact	No. of modules EN 50022	Pack / Carton
GWA1916	230V ac	32 A	Changeover (potential free contact)	16 A AC1 250 V ac	2	1/6

APPLICATION: The P-Comfort relay can be installed in electrical systems up to 6 kW. In the event of overload due to the simultaneous switching of several electric loads, P-Comfort prevents power supply interruption disconnecting the non-preferential loads connected by radio frequency to smart plug RF ZigBee (GWA1526), to flush-mounting actuator RF ZigBee (GWA1523) or wired to the relay inside the device (max 10 devices). The disconnection and connection of preferential loads can be set by Priority (regardless of power consumption) or by Power (depending on the power consumption).

KIT P-COMFORT RF ZIGBEE (RADIO FREQUENCY VERSION)



GW A1 912

PRE-INSTALLED KIT P-COMFORT RF ZIGBEE AND SMART PLUG

Code	Number of smart plugs included	Pack / Carton
GWA1911	1	1
GWA1912	2	1

CHARACTERISTICS: P-Comfort RF ZigBee provided with the kit is pre-installed to operate in Priority mode: when the power threshold is exceeded, loads connected to the Smart plug 1 are disconnected, then the loads connected to the Smart plug 2 and after all the loads wired to the relay inside the device. The reconnection of non-preferential loads is done following reverse sequence.

PROGRAMMING

TIMERS



GW 96 809

STAIRCASE LIGHTING TIME DELAY SWITCHES

Code	Rated voltage (V)	Regulation field	Type of contacts	Contact rating - In	No. of modules EN 50022	Pack / Carton
GW96809	230 ac	30 s - 12 min	1 NO	16 A	1	1/8

APPLICATION: timed management of the lights in passageway environments (stairs, corridors, entrances, etc.).

CHARACTERISTICS: the electronic staircase time switch, without switch-off warning, also allow to:

- turn off the lights completely by prolonged pressing of push-button (energy saving function).
- to extend lighting time by rapid and multiple pressing of the push-button (pumping function).

ANALOGUE/ELECTROMECHANICAL TIME SWITCHES TMR



GW D6 771

COMPACT DAILY TIME SWITCHES

Code	Charge reserve	Type of contacts	Contact rating	Rated voltage (V)	No. of modules EN 50022	Pack / Carton
GWD6771	No	1 NO	16 A	230V ac	1	1/12
GWD6772	150 h	1 NO	16 A	230V ac	1	1/12

APPLICATIONS: command and management of electrical loads according to daily programming; particularly useful for timing control of functions (for example: ventilation, lighting, heating, irrigation), comfort optimization and energy saving.

NOTE: 24 hours quadrant with 96 trippers (minimum adjustment of the time switch: 15 minutes).

CHARACTERISTICS: equipped with the switch for the choice of operating mode:

- OFF permanent mode
- automatic (according to the set programming with the trippers)
- ON permanent mode



GW D6 773

DAILY TIME SWITCH

Code	Charge reserve	Type of contacts	Contact rating	Rated voltage (V)	No. of modules EN 50022	Pack / Carton
GW D6773	150 h	1 Changeover	16 A	230V ac	2	1/6

APPLICATIONS: command and management of electrical loads according to daily programming; particularly useful for timing control of functions (for example: ventilation, lighting, heating, irrigation), comfort optimization and energy saving.

NOTE: 24 hours quadrant with 48 trippers (minimum adjustment of the time switch: 30 minutes).

CHARACTERISTICS: equipped with the switch for the choice of operating mode:

- OFF permanent mode
- automatic (according to the set programming with the trippers)
- ON permanent mode



GW D6 776

WEEKLY TIME SWITCH

Code	Charge reserve	Type of contacts	Contact rating	Rated voltage (V)	No. of modules EN 50022	Pack / Carton
GW D6776	150 h	1 Changeover	16 A	230V ac	2.5	1/4

APPLICATIONS: command and management of electrical loads according to daily programming; particularly useful for timing control of functions (for example: ventilation, lighting, heating, irrigation), comfort optimization and energy saving.

NOTE: 7 days quadrant with 84 trippers (minimum adjustment of the time switch: 2 hours).

CHARACTERISTICS: equipped with the switch for the choice of operating mode:

- OFF permanent mode
- automatic (according to the set programming with the trippers)
- ON permanent mode

DIGITAL TIME SWITCHES TMR



GW D6 781

COMPACT WEEKLY TIME SWITCH

Code	Type of contacts	Contact rating	Rated voltage (V)	Charge reserve	No. of modules EN 50022	Pack / Carton
GW D6781	1 NO	16 A	230V ac	4 years	1	1/6

APPLICATIONS: command and management of electrical loads according to weekly programming; particularly useful for timing control of functions (for example: ventilation, lighting, heating, irrigation), comfort optimization and energy saving.

NOTE: quadrant with 48 virtual trippers (minimum adjustment of the time switch: 30 minutes).



GW D6 782

WEEKLY TIME SWITCHES



Code	Type of contacts	Contact rating	Rated voltage (V)	Charge reserve	No. of modules EN 50022	Pack / Carton
GW D6782	1 Changeover	16 A	230V ac	5 years	2	1/3
GW D6783	2 Changeover	16 A	230V ac	5 years	2	1/3

APPLICATIONS: command and management of electrical loads according to weekly programming; particularly useful for timing control of functions (for example: ventilation, lighting, heating, irrigation), comfort optimization and energy saving.

NOTE: maximum number of programs that can be stored: 120.

CHARACTERISTICS: The NFC interface allows the connection with smartphone and tablet to transfer the programs set on the time switch by means of the specific APP. Particularly with free of charge Gewiss TimerOn APP you can:

- create programs directly on your smartphone and tablet
- transfer programs created on several time switches
- copy and paste programs among several time switches
- switch channels manually
- obtain settings (date, time, coordinates) automatically and transfer them to the time switch

TWILIGHT SWITCH TMR



GW D6 779

TWILIGHT SWITCH (WITH OUTDOOR PROBE)

Code	Type of contacts	Contact rating	Rated voltage (V)	Brightness control	No. of modules EN 50022	Pack / Carton
GW D6779	1 NO	16 A	230V ac	1...100 lux	1	1/3

APPLICATIONS: command the ON/OFF switching of lighting devices according to outdoor lighting measured by outdoor probe.

NOTE: maximum distance between the probe and the twilight switch: 50 m (we recommend using twisted or double insulated cable).

ASTRONOMICAL SWITCH TMR



GW D6 785

ASTRONOMICAL SWITCH WITH SIMPLIFIED PROGRAMMING

Code	Type of contacts	Contact rating	Rated voltage (V)	Charge reserve	No. of modules EN 50022	Pack / Carton
GW D6785	1 Changeover	16 A	230V ac	5 years	2	1/4

APPLICATIONS: command ON/OFF switching of lighting devices (without the outdoor probe) according to sunrise and sunset of geographical area.

NOTE: equipped with display with virtual trippers to set one or more OFF switching periods during the night (minimum adjustment of the time switch: 30 minutes). The programming is daily type.



GW D6 786

ASTRONOMICAL SWITCH



Code	Type of contacts	Contact rating	Rated voltage (V)	Charge reserve	No. of modules EN 50022	Pack / Carton
GW D6786	2 Changeover	16 A	230V ac	3 years	2	1/3

APPLICATIONS: command ON/OFF switching of lighting devices (without the outdoor probe) according to sunrise and sunset of geographical area.

NOTE: commands the ON/OFF night weekly switching, divided between 2 contacts (maximum number of 120 programs can be stored divided between 2 channels).

CHARACTERISTICS: The NFC interface allows the connection with smartphone and tablet to transfer the programs set on the astronomical switch by means of the specific APP.

Particularly with free of charge Gewiss TimerOn APP you can:

- create programs directly on your smartphone and tablet
- transfer programs created on several astronomical switches
- copy and paste programs among several astronomical switches
- switch channels manually
- obtain settings (date, time, coordinates) automatically and transfer them to the astronomical switch

TIME/ASTRONOMICAL SWITCHES TMR



GW D6 788

TIME/ASTRONOMICAL SWITCHES



Code	Type of contacts	Contact rating	Rated voltage (V)	Charge reserve	No. of modules EN 50022	Pack / Carton
GW D6789	2 Changeover	16 A	230V ac	5 years	2	1/3

APPLICATIONS: command and management of electrical loads according to weekly or astronomical programming; for GW D6789 code it is possible to set a different program for each channel (time or astronomical).

NOTE: maximum number of programs that can be stored: 120.

CHARACTERISTICS: The Bluetooth interface allows the connection with smartphone and tablet to transfer the programs set on the time/astronomical switch by means of the specific APP.

Particularly with free of charge Gewiss TimerOn APP you can:

- create programs directly on your smartphone and tablet
- transfer programs created on several time/astronomical switches
- copy and paste programs among several time/astronomical switches
- switch channels manually
- obtain settings (date, time, coordinates) automatically and transfer them to the time switch

MEASUREMENT

ENERGY METERS



GW D6 801

SINGLE-PHASE DIGITAL ENERGY METERS FOR DIRECT CONNECTION

Code	Type MID	Integrated Modbus	Accuracy	I max (A)	Rated voltage (V)	No. of modules EN 50022	Pack / Carton
GWD6802	Yes	No	1	40 A	230 ac	1	1/5

APPLICATION: they allow the measurement and visualisation on the display (No. digits: 5 units + 2 decimals) of the active energy values (exported and imported), instantaneous active power (exported and imported), voltage, current, power factor and frequency.

If the GWD6802 energy meter is used with the KNX GW90876 interface, the measured values can be sent by KNX BUS network.

If the GWD6802 energy meter is used with the MODBUS GWD6820 interface, the measured values can be sent by Modbus RS485 network.

If the GWD6802 energy meter is used with the LAN-TCP/IP GWD6821 interface, the measured values can be sent by TCP/IP network.

CHARACTERISTICS: the energy meters have an impulse output for remote energy consumption control.



GW D6 809

THREE-PHASE DIGITAL ENERGY METERS

Code	Type MID	Integrated Modbus	Accuracy	Connection	Rated voltage (V)	No. of modules EN 50022	Pack / Carton
GWD6807	Yes	No	1 (active energy) 2 (reactive energy)	Direct (I max=80 A)	400 ac	4	1/2

APPLICATION: they allow the measurement and visualisation on the display (No. digits: 7 units + 2 decimals) of the active and reactive energy values (exported and imported), instantaneous active and reactive power values (exported and imported), apparent power, voltage, current, power factor, frequency, THD voltage and THD current.

If the GWD6807 energy meter is used with the KNX GW90876 interface, the measured values can be sent by KNX BUS network.

If the GWD6807 energy meter is used with the MODBUS GWD6820 interface, the measured values can be sent by Modbus RS485 network.

If the GWD6801 energy meter is used with the LAN-TCP/IP GWD6821 interface, the measured values can be sent by TCP/IP network.

CHARACTERISTICS: the meters have two impulse outputs for remote energy consumption control.

SIGNALLING

ILLUMINATED PUSH-BUTTONS



GW 96 568

ILLUMINATED PUSH-BUTTONS



Code	Contacts	Indicator light colour	Characteristics	Rated current	No. of modules EN 50022	Pack / Carton
Rated lamp voltage: 12-24-48 V ac/dc						
GW96570	1 NO	Green	Single push-button	16 A	1	1/12
GW96571	1 NC	Red	Single push-button	16 A	1	1/12
Rated lamp voltage: 230 V ac						
GW96566	1 NO	Green	Single push-button	16 A	1	1/12
GW96567	1 NC	Red	Single push-button	16 A	1	1/12

CHARACTERISTICS: indicator light with LED.

BELLS AND BUZZERS


GW 96 402

BELLS

Code	Rated voltage	Power loss	No. of modules EN 50022	Pack / Carton
GW96401	12 V	5 VA	1	12
GW96402	230 V	10 VA	1	12
GW96403	230 V	6.1 VA	2	6

CHARACTERISTICS: GW96403 incorporates a transformer with a very low safety voltage of 24 V-.

APPLICATIONS: acoustic signal of an operation in the domestic and commercial sectors.



GW 96 408

BUZZERS

Code	Rated voltage	Power loss	No. of modules EN 50022	Pack / Carton
GW96406	12 V	5 VA	1	12
GW96407	230 V	10 VA	1	12
GW96408	230 V	6.1 VA	2	6

CHARACTERISTICS: GW96408 incorporates a transformer with a very low safety voltage of 24 V-.

APPLICATIONS: acoustic signal of an operation in the domestic and commercial sectors.



GW 96 411

COMBINED TRANSFORMER-BELL-BUZZER

Code	Rated voltage	Power loss	No. of modules EN 50022	Pack / Carton
GW96411	230 V	3.8 VA	2	4

CHARACTERISTICS: GW96411 incorporates a transformer with a very low safety voltage of 24 V-.

TRANSFORMERS



GW 96 421

BELLS TRANSFORMERS (FOR DISCONTINUOUS USE)

Code	Rated power	Primary voltage	Secondary voltage	No. of modules EN 50022	Pack / Carton
GW96421	6 VA (12 V) 4 VA (8 V) 2 VA (4 V)	230 V	4+8=12 V	2	6
GW96422	6 VA (24 V) 3 VA (12 V)	230 V	12+12=24 V	2	6
GW96423	10 VA (12 V)/6.6 VA (8 V)/3.3 VA (4 V)	230 V	4+8=12 V	2	6
GW96424	10 VA (24 V)/5 VA (12 V)	230 V	12+12=24 V	2	6
GW96425	15 VA (12 V)/10 VA (8 V)/5 VA (4 V)	230 V	4+8=12 V	2	6
GW96426	15 VA (24 V)/7.5 VA (12 V)	230 V	12+12=24 V	2	6
GW96431	30 VA (12 V)/20 VA (8 V)/10 VA (4 V)	230 V	4+8=12 V	3	4
GW96432	30 VA (24 V)/15 VA (12 V)	230 V	12+12=24 V	3	4
GW96433	40 VA (12 V)/27 VA (8 V)/13 VA (4 V)	230 V	4+8=12 V	3	4
GW96434	40 VA (24 V)/20 VA (12 V)	230 V	12+12=24 V	3	4

APPLICATIONS: distribution and realisation of SELV very low voltage safety circuits, with a value lower or equal to 24 V.

They allow electrical separation between the primary and secondary circuits, thus allowing the supply of bells and similar discontinuous operation signalling devices. They can also be used to supply the shunt trip release GW96011 with a rated voltage up to 24 V ac. To know the maximum number of releases that can be supplied with the transformers, refer to the technical characteristics.



GW 96 781

TRANSFORMERS FOR BELLS AND BUZZERS (SWITCH OFF TYPE)

Code	Rated power	Primary voltage	Secondary voltage	No. of modules EN 50022	Pack / Carton
GW96781	8 VA	230 V	8 V	2	1/6



GW 96 323

SAFETY TRANSFORMERS

Code	Rated power	Primary voltage	Secondary voltage	No. of modules EN 50022	Pack / Carton
GW96321	15 VA (12/24 V)	230 V	12+12=24 V	3	4
GW96322	25 VA (12/24 V)	230 V	12+12=24 V	3	4
GW96323	40 VA (12/24 V)	230 V	12+12=24 V	4	1
GW96324	63 VA (12/24 V)	230 V	12+12=24 V	6	1



Scan the QR Code and find out all the technical informations.


INTELLIGENT LOAD MANAGEMENT

SIMPLIFIED ACCESSORY MANAGEMENT

OVERVOLTAGE UNDER CONTROL



P-COMFORT prevents the interruption of electrical power: in the event of an overload, it only disconnects non-preferred loads, and then automatically reactivates them after a predefined time, thus eliminating any inconvenience due to blackout.



Auxiliary contacts and trip coils, common to all circuit breakers, guarantee simplicity, interchangeability, multiple uses and rationalisation of the items.



The LST surge protection device range offers maximum protection against intense atmospheric discharges caused by direct and indirect lightning. The easy-to-extract cartridges makes it quicker and more convenient to replace used cartridges.

90 PV

Products for photovoltaic systems

The 90 PV range includes modular products specifically for the DC side of the photovoltaic system in order to meet the most varying photovoltaic plant engineering requirements, from the residential context to the commercial/industrial one.



DC MODULAR DEVICES

SWITCH DISCONNECTORS



GW 96 187

DC ROTARY SWITCH DISCONNECTORS

Code	No. of poles	Rated current	Rated voltage DC	No. of modules EN 50022	Pack / Carton
GW96186	2P	25 A	600 V	3.5	1
GW96187	4P	32 A	1000 V	3.5	1

NOTE: utilisation category DC21B. These switch disconnectors cannot be combined.

SURGE PROTECTIVE DEVICES LST



GW D6 426

SURGE PROTECTIVE DEVICES TYPE 2 FOR PHOTOVOLTAIC APPLICATIONS



Code	Maximum discharge current	Rated voltage DC	No. of modules EN 50022	Aux end-of-life contact	Pack / Carton
GW D6 426	40 kA	600 V	3	No	1
GW D6 428	40 kA	1000 V	3	No	1

CHARACTERISTICS: SPDs are equipped with extractable cartridges with optic end-of-life signal.

DISCONNECTABLE FUSE-HOLDERS



GW 96 227

DISCONNECTABLE FUSE-HOLDERS

Code	No. of poles	Rated current	Rated voltage	Fuse dimension (mm)	No. of modules EN 50022	Pack / Carton
GW96226	1P	20 A	1000 V dc	10.3x38	1	12
GW96227	2P	20 A	1000 V dc	10.3x38	2	6

NOTE: utilization category DC20B.

FUSES



GW 72 131

CYLINDRICAL FUSES - TYPE GPV

Code	Rated current	Rated voltage DC	Breaking capacity DC	Pack / Carton
Dimensions (mm): Ø 10.3 x 38				
GW72131	6 A	1000 V	30 kA	10
GW72132	8 A	1000 V	30 kA	10
GW72133	10 A	1000 V	30 kA	10
GW72134	12 A	1000 V	30 kA	10
GW72135	16 A	1000 V	30 kA	10
GW72136	20 A	1000 V	30 kA	10

APPLICATIONS: photovoltaic systems.



90 PV



Scan the QR Code and find out all the technical informations.

READY TO CONNECT RIGHT AWAY

ALREADY TESTED AND CERTIFIED


COMPLETENESS OF RANGE



To allow for easy, fast and secure connection, the string boards include cable glands and equipotential terminal blocks. The cable glands are supplied loose, to allow entry of the cables according to your needs (from the top, the bottom or the sides).



The string distribution boards are tested in GEWISS laboratories, passing and exceeding all tests required by EN 61439-1 and EN 61439-2 for the issue of product certification.



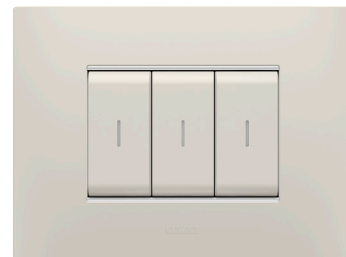
The GEWISS AC protection offer meets all system needs, from residential to tertiary/industrial, with a wide range of products, including modular devices, moulded case circuit breakers, modular accessories and distribution boards



BUILDING


CHORUSMART

Innovative domestic range characterized by a wide choice of materials, shapes and finishes, able to satisfy any need. Five styles of plates (ONE, GEO, EGO, LUX, ICE / ICE Touch) made in different colors and materials, with devices modular in four color variants with two glossy finishes (white and painted titanium) and three satin finishes (white, natural beige and black) and four different sizes (1/2 module, 1, 2, 3 modules). Available for built-in installations and wall-mounted and can be integrated with the home automation functions of the KNX wired system and the ZigBee wireless system.



SYSTEM

A range of modular devices ideal for built-in solutions (for rectangular or square boxes), from wall and for special applications. The domestic series stands out for its glossy white or black devices satin finish and the plates in 14 colors and in two different shapes, modern or classic, with a glossy finish. The line includes controls, sockets, protections, indicators, connectors and devices for control, safety and home comfort.




27 COMBI

A complete and versatile system of modular containers, which can be perfectly integrated into the civil series SYSTEM, which is able to meet the high protection installation needs of the residential sectors, tertiary and industrial sectors. The 27 COMBI series is available both in the IP40 version and in the watertight versions with IP55 and IP65 degree of protection, recommended for all outdoor applications subject to conditions severe atmospheric conditions.



DAHLIA


A wide choice of plates, realized in technopolymer in seven colors with glossy finish: white, ivory, hemp, cream, light grey, dark grey, anthracite grey. Plates available in different modularities, from 1 to 5 gang, installable indifferently in horizontal or in vertical position.



DATA AND ENERGY DISTRIBUTION

The speed and reliability of the networks play an ever more important role in the communication sector. For this reason, GEWISS has created the Data Center range: a complete, integrated range of products for LAN structured network cabling. A solution that stands out for the extreme flexibility it offers in terms of office workstation configuration, as well as the simplicity and speed of wiring and the superior reliability of the connections. GEWISS also offers an extensive range of power take-offs, with plugs, socket-outlets, adapters and multiple mobile sockets.






CHORUSMART



Domestic range

PLATES

pag. 176



Domestic range

INSTALLATION ACCESSORIES

pag. 212



Domestic range

MODULAR DEVICES

pag. 216

ChoruSmart

ONE International plates

Informal in appearance and classic in geometry, ONE is the ChoruSmart system's range of plates dedicated to those who want to furnish their homes with simple touches. ONE's understated and discreet design enhances any space, bringing harmony and aesthetic consistency to every room. Available in a wide range of colours, ONE comes in every shade you need to give free rein to your imagination



ONE INTERNATIONAL PLATES

TECHNOPOLYMER




GW 16 122 TB

ONE INTERNATIONAL - WHITE

Code	Description	Type	Pack / Carton
GW16122TB	2 modules	-	12
GW16123TB	2+2 modules	Horizontal	12
GW16124TB	2+2 modules	Vertical	12
GW16126TB	2+2+2 modules	Horizontal	6
GW16127TB	2+2+2 modules	Vertical	6
GW16128TB	2+2+2+2 modules	Horizontal	1
GW16129TB	2+2+2+2 modules	Vertical	1

CHARACTERISTICS: glossy finish.

NOTE: centre distance 71 mm.



GW 16 122 TN

ONE INTERNATIONAL - TONER BLACK

Code	Description	Type	Pack / Carton
GW16122TN	2 modules	-	12
GW16123TN	2+2 modules	Horizontal	12
GW16124TN	2+2 modules	Vertical	12
GW16126TN	2+2+2 modules	Horizontal	6
GW16127TN	2+2+2 modules	Vertical	6
GW16128TN	2+2+2+2 modules	Horizontal	1
GW16129TN	2+2+2+2 modules	Vertical	1

CHARACTERISTICS: glossy finish.

NOTE: centre distance 71 mm.



GW 16 122 TI

ONE INTERNATIONAL - IVORY

Code	Description	Type	Pack / Carton
GW16122TI	2 modules	-	12
GW16123TI	2+2 modules	Horizontal	12
GW16124TI	2+2 modules	Vertical	12
GW16126TI	2+2+2 modules	Horizontal	6
GW16127TI	2+2+2 modules	Vertical	6
GW16128TI	2+2+2+2 modules	Horizontal	1
GW16129TI	2+2+2+2 modules	Vertical	1

CHARACTERISTICS: glossy finish.

NOTE: centre distance 71 mm.



GW 16 122 TC

ONE INTERNATIONAL - HEMP

Code	Description	Type	Pack / Carton
GW16122TC	2 modules	-	12
GW16123TC	2+2 modules	Horizontal	12
GW16124TC	2+2 modules	Vertical	12
GW16126TC	2+2+2 modules	Horizontal	6
GW16127TC	2+2+2 modules	Vertical	6
GW16128TC	2+2+2+2 modules	Horizontal	1
GW16129TC	2+2+2+2 modules	Vertical	1

CHARACTERISTICS: glossy finish.

NOTE: centre distance 71 mm.

PAINTED TECHNOPOLYMER



GW 16 122 VW

ONE INTERNATIONAL - SATIN WHITE

Code	Description	Type	Pack / Carton
GW16122VW	2 modules	-	12
GW16123VW	2+2 modules	Horizontal	12
GW16124VW	2+2 modules	Vertical	12
GW16126VW	2+2+2 modules	Horizontal	6
GW16127VW	2+2+2 modules	Vertical	6
GW16128VW	2+2+2+2 modules	Horizontal	1
GW16129VW	2+2+2+2 modules	Vertical	1

CHARACTERISTICS: matt finish.
NOTES: centre distance 71 mm.



GW 16 122 VL

ONE INTERNATIONAL - NATURAL BEIGE

Code	Description	Type	Pack / Carton
GW16122VL	2 modules	-	12
GW16123VL	2+2 modules	Horizontal	12
GW16124VL	2+2 modules	Vertical	12
GW16126VL	2+2+2 modules	Horizontal	6
GW16127VL	2+2+2 modules	Vertical	6
GW16128VL	2+2+2+2 modules	Horizontal	1
GW16129VL	2+2+2+2 modules	Vertical	1

CHARACTERISTICS: matt finish.
NOTES: centre distance 71 mm.



GW 16 122 VN

ONE INTERNATIONAL - SATIN BLACK

Code	Description	Type	Pack / Carton
GW16122VN	2 modules	-	12
GW16123VN	2+2 modules	Horizontal	12
GW16124VN	2+2 modules	Vertical	12
GW16126VN	2+2+2 modules	Horizontal	6
GW16127VN	2+2+2 modules	Vertical	6
GW16128VN	2+2+2+2 modules	Horizontal	12
GW16129VN	2+2+2+2 modules	Vertical	6

CHARACTERISTICS: matt finish.
NOTE: centre distance 71 mm.




GW 16 122 VT

ONE INTERNATIONAL - TITANIUM

Code	Description	Type	Pack / Carton
GW16122VT	2 modules	-	12
GW16123VT	2+2 modules	Horizontal	12
GW16124VT	2+2 modules	Vertical	12
GW16126VT	2+2+2 modules	Horizontal	6
GW16127VT	2+2+2 modules	Vertical	6
GW16128VT	2+2+2+2 modules	Horizontal	1
GW16129VT	2+2+2+2 modules	Vertical	1

CHARACTERISTICS: glossy finish, metallic effect.
NOTES: centre distance 71 mm.



GW 16 122 VD

ONE INTERNATIONAL - TUSCAN RED

Code	Description	Type	Pack / Carton
GW16122VD	2 modules	-	12
GW16123VD	2+2 modules	Horizontal	12
GW16124VD	2+2 modules	Vertical	12
GW16126VD	2+2+2 modules	Horizontal	6
GW16127VD	2+2+2 modules	Vertical	6
GW16128VD	2+2+2+2 modules	Horizontal	1
GW16129VD	2+2+2+2 modules	Vertical	1

CHARACTERISTICS: matt finish.

NOTES: centre distance 71 mm.



GW 16 122 VZ

ONE INTERNATIONAL - TEAL

Code	Description	Type	Pack / Carton
GW16122VZ	2 modules	-	12
GW16123VZ	2+2 modules	Horizontal	12
GW16124VZ	2+2 modules	Vertical	12
GW16126VZ	2+2+2 modules	Horizontal	6
GW16127VZ	2+2+2 modules	Vertical	6
GW16128VZ	2+2+2+2 modules	Horizontal	1
GW16129VZ	2+2+2+2 modules	Vertical	1

CHARACTERISTICS: matt finish.

NOTES: centre distance 71 mm.



GW 16 122 VX

ONE INTERNATIONAL - SOFT COPPER

Code	Description	Type	Pack / Carton
GW16122VX	2 modules	-	12
GW16123VX	2+2 modules	Horizontal	12
GW16124VX	2+2 modules	Vertical	12
GW16126VX	2+2+2 modules	Horizontal	6
GW16127VX	2+2+2 modules	Vertical	6
GW16128VX	2+2+2+2 modules	Horizontal	1
GW16129VX	2+2+2+2 modules	Vertical	1

CHARACTERISTICS: matt finish, metallic effect.

NOTES: centre distance 71 mm.



GW 16 122 VO

ONE INTERNATIONAL - GOLD

Code	Description	Type	Pack / Carton
GW16122VO	2 modules	-	12
GW16123VO	2+2 modules	Horizontal	12
GW16124VO	2+2 modules	Vertical	12
GW16126VO	2+2+2 modules	Horizontal	6
GW16127VO	2+2+2 modules	Vertical	6
GW16128VO	2+2+2+2 modules	Horizontal	1
GW16129VO	2+2+2+2 modules	Vertical	1

CHARACTERISTICS: matt finish, metallic effect.

NOTES: centre distance 71 mm.



ChoruSmart



Scan the QR Code and find out all the technical informations.

REFINED DESIGN



Minimal in shape, classic in style: ONE plates enhance any room, bringing harmony and beauty to every corner of the house.

FINISHES



The ONE plate, with its minimal appearance, is available in various colours and in 2 finishes: glossy and satin, for every need.

HIGHLY CUSTOMISABLE



The plates can be customised through a choice of colours and finishes. This allows the installation to be adapted to the style of the interiors and enhance all applications. Thanks to tampography and lasering, the plates can be customised with lettering, trademarks and logos. Please contact the GEWISS Commercial department to discuss the feasibility of any customisation.

ChoruSmart


GEO International plates

The GEO plate with clean, regular lines fits perfectly into any environment with its simplicity and style. The materials and colours contribute to creating the right harmony that stands the test of time. Made from technopolymer, GEO resists the impact and stresses of everyday use. The different colours and the simple and light shapes make GEO a young and informal furnishing element that conveys a minimalist style in any space.



GEO INTERNATIONAL PLATES

TECHNOPOLYMER




GW 16 422 TB

GEO INTERNATIONAL - WHITE

Code	Description	Type	Pack / Carton
GW16422TB	2 modules	-	12
GW16423TB	2+2 modules	Horizontal	12
GW16424TB	2+2 modules	Vertical	12
GW16426TB	2+2+2 modules	Horizontal	6
GW16427TB	2+2+2 modules	Vertical	6

CHARACTERISTICS: glossy finish.

NOTE: centre distance 71 mm.




GW 16 422 TN

GEO INTERNATIONAL - TONER BLACK

Code	Description	Type	Pack / Carton
GW16422TN	2 modules	-	12
GW16423TN	2+2 modules	Horizontal	12
GW16424TN	2+2 modules	Vertical	12
GW16426TN	2+2+2 modules	Horizontal	6
GW16427TN	2+2+2 modules	Vertical	6

CHARACTERISTICS: glossy finish.

NOTE: centre distance 71 mm.




GW 16 422 TI

GEO INTERNATIONAL - IVORY

Code	Description	Type	Pack / Carton
GW16422TI	2 modules	-	12
GW16423TI	2+2 modules	Horizontal	12
GW16424TI	2+2 modules	Vertical	12
GW16426TI	2+2+2 modules	Horizontal	6
GW16427TI	2+2+2 modules	Vertical	6

CHARACTERISTICS: glossy finish.

NOTE: centre distance 71 mm.




GW 16 422 TC

GEO INTERNATIONAL - HEMP

Code	Description	Type	Pack / Carton
GW16422TC	2 modules	-	12
GW16423TC	2+2 modules	Horizontal	12
GW16424TC	2+2 modules	Vertical	12
GW16426TC	2+2+2 modules	Horizontal	6
GW16427TC	2+2+2 modules	Vertical	6

CHARACTERISTICS: glossy finish.

NOTE: centre distance 71 mm.


PAINTED TECHNOPOLYMER


GW 16 422 VW

GEO INTERNATIONAL - SATIN WHITE

Code	Description	Type	Pack / Carton
GW16422VW	2 modules	-	12
GW16423VW	2+2 modules	Horizontal	12
GW16424VW	2+2 modules	Vertical	12
GW16426VW	2+2+2 modules	Horizontal	6
GW16427VW	2+2+2 modules	Vertical	6

CHARACTERISTICS: matt finish.


NOTES: centre distance 71 mm.


GW 16 422 VL

GEO INTERNATIONAL - NATURAL BEIGE

Code	Description	Type	Pack / Carton
GW16422VL	2 modules	-	12
GW16423VL	2+2 modules	Horizontal	12
GW16424VL	2+2 modules	Vertical	12
GW16426VL	2+2+2 modules	Horizontal	6
GW16427VL	2+2+2 modules	Vertical	6

CHARACTERISTICS: matt finish.


NOTES: centre distance 71 mm.


GW 16 422 VN

GEO INTERNATIONAL - SATIN BLACK

Code	Description	Type	Pack / Carton
GW16422VN	2 modules	-	12
GW16423VN	2+2 modules	Horizontal	12
GW16424VN	2+2 modules	Vertical	12
GW16426VN	2+2+2 modules	Horizontal	6
GW16427VN	2+2+2 modules	Vertical	6

CHARACTERISTICS: matt finish.

NOTE: centre distance 71 mm.



GW 16 422 VT

GEO INTERNATIONAL - TITANIUM

Code	Description	Type	Pack / Carton
GW16422VT	2 modules	-	12
GW16423VT	2+2 modules	Horizontal	12
GW16424VT	2+2 modules	Vertical	12
GW16426VT	2+2+2 modules	Horizontal	6
GW16427VT	2+2+2 modules	Vertical	6

CHARACTERISTICS: glossy finish, metallic effect.

NOTES: centre distance 71 mm.




GW 16 122 VD

GEO INTERNATIONAL - TUSCAN RED

Code	Description	Type	Pack / Carton
GW16422VD	2 modules	-	12
GW16423VD	2+2 modules	Horizontal	12
GW16424VD	2+2 modules	Vertical	12
GW16426VD	2+2+2 modules	Horizontal	6
GW16427VD	2+2+2 modules	Vertical	6

CHARACTERISTICS: matt finish.

NOTES: centre distance 71 mm.



GW 16 422 VZ

GEO INTERNATIONAL - TEAL

Code	Description	Type	Pack / Carton
GW16422VZ	2 modules	-	12
GW16423VZ	2+2 modules	Horizontal	12
GW16424VZ	2+2 modules	Vertical	12
GW16426VZ	2+2+2 modules	Horizontal	6
GW16427VZ	2+2+2 modules	Vertical	6

CHARACTERISTICS: matt finish.

NOTES: centre distance 71 mm.




GW 16 422 VX

GEO INTERNATIONAL - SOFT COPPER

Code	Description	Type	Pack / Carton
GW16422VX	2 modules	-	12
GW16423VX	2+2 modules	Horizontal	12
GW16424VX	2+2 modules	Vertical	12
GW16426VX	2+2+2 modules	Horizontal	6
GW16427VX	2+2+2 modules	Vertical	6

CHARACTERISTICS: matt finish, metallic effect.

NOTES: centre distance 71 mm.



GW 16 422 VO

GEO INTERNATIONAL - GOLD

Code	Description	Type	Pack / Carton
GW16422VO	2 modules	-	12
GW16423VO	2+2 modules	Horizontal	12
GW16424VO	2+2 modules	Vertical	12
GW16426VO	2+2+2 modules	Horizontal	6
GW16427VO	2+2+2 modules	Vertical	6

CHARACTERISTICS: matt finish, metallic effect.

NOTES: centre distance 71 mm.



ChoruSmart




Scan the QR Code and find out all the technical informations.


MINIMAL DESIGN

FINISHES

HIGHLY CUSTOMISABLE



The colours, and simple, light shapes make GEO a youthful and informal furnishing item that expresses a minimalist style wherever it is placed.



The GEO plate, simple and youthful, is available in various colours and in 2 finishes: glossy and satin, for every need.




The plates can be customised through a choice of colours and finishes. This allows the installation to be adapted to the style of the interiors and enhance all applications. Thanks to tampography and lasering, the plates can be customised with lettering, trademarks and logos. Please contact the GEWISS Commercial department to discuss the feasibility of any customisation.

ChoruSmart

EGO INTERNATIONAL plates

With their clean, compact lines, EGO plates make the right impression. Modern shapes with slightly curved surfaces that taper towards the edges convey balance and simplicity. The opalescent profiles inside the plate, in aesthetic continuity with the EGO SMART versions, add a subtle element of unique identity. Every detail is designed to ensure appeal and personality.



EGO INTERNATIONAL PLATES

PAINTED TECHNOPOLYMER




GW 16 022 PW

EGO INTERNATIONAL - SATIN WHITE

Code	Description	Type	Pack / Carton
GW16022PW	2 modules	-	12
GW16023PW	2+2 modules	Horizontal	12
GW16024PW	2+2 modules	Vertical	12
GW16026PW	2+2+2 modules	Horizontal	6

CHARACTERISTICS: matt finish.

NOTE: centre distance 71 mm.




GW 16 022 CY

EGO INTERNATIONAL - CLAY

Code	Description	Type	Pack / Carton
GW16022CY	2 modules	-	12
GW16023CY	2+2 modules	Horizontal	12
GW16024CY	2+2 modules	Vertical	12
GW16026CY	2+2+2 modules	Horizontal	6

CHARACTERISTICS: matt finish.

NOTE: centre distance 71 mm.




GW 16 022 NB

EGO INTERNATIONAL - NATURAL BEIGE

Code	Description	Type	Pack / Carton
GW16022NB	2 modules	-	12
GW16023NB	2+2 modules	Horizontal	12
GW16024NB	2+2 modules	Vertical	12
GW16026NB	2+2+2 modules	Horizontal	6

CHARACTERISTICS: matt finish.

NOTE: centre distance 71 mm.




GW 16 022 DS

EGO INTERNATIONAL - DARK SAND

Code	Description	Type	Pack / Carton
GW16022DS	2 modules	-	12
GW16023DS	2+2 modules	Horizontal	12
GW16024DS	2+2 modules	Vertical	12
GW16026DS	2+2+2 modules	Horizontal	6

CHARACTERISTICS: matt finish.

NOTE: centre distance 71 mm.




GW 16 022 DB

EGO INTERNATIONAL - SATIN BLACK

Code	Description	Type	Pack / Carton
GW16022DB	2 modules	-	12
GW16023DB	2+2 modules	Horizontal	12
GW16024DB	2+2 modules	Vertical	12
GW16026DB	2+2+2 modules	Horizontal	6

CHARACTERISTICS: matt finish.

NOTE: centre distance 71 mm.




GW 16 022 GR

EGO INTERNATIONAL - MAGNETIC GRAY

Code	Description	Type	Pack / Carton
GW16022GR	2 modules	-	12
GW16023GR	2+2 modules	Horizontal	12
GW16024GR	2+2 modules	Vertical	12
GW16026GR	2+2+2 modules	Horizontal	6

CHARACTERISTICS: matt finish, metallic effect.

NOTES: centre distance 71 mm.




GW 16 022 BR

EGO INTERNATIONAL - LIGHT BRONZE

Code	Description	Type	Pack / Carton
GW16022BR	2 modules	-	12
GW16023BR	2+2 modules	Horizontal	12
GW16024BR	2+2 modules	Vertical	12
GW16026BR	2+2+2 modules	Horizontal	6

CHARACTERISTICS: matt finish, metallic effect.

NOTES: centre distance 71 mm.




GW 16 022 ST

EGO INTERNATIONAL - STEEL

Code	Description	Type	Pack / Carton
GW16022ST	2 modules	-	12
GW16023ST	2+2 modules	Horizontal	12
GW16024ST	2+2 modules	Vertical	12
GW16026ST	2+2+2 modules	Horizontal	6

CHARACTERISTICS: matt finish, metallic effect.

NOTES: centre distance 71 mm.




GW 16 022 CS

EGO INTERNATIONAL - SOFT COPPER

Code	Description	Type	Pack / Carton
GW16022CS	2 modules	-	12
GW16023CS	2+2 modules	Horizontal	12
GW16024CS	2+2 modules	Vertical	12
GW16026CS	2+2+2 modules	Horizontal	6

CHARACTERISTICS: matt finish, metallic effect.

NOTES: centre distance 71 mm.




GW 16 022 SG

EGO INTERNATIONAL - GOLD

Code	Description	Type	Pack / Carton
GW16022SG	2 modules	-	12
GW16023SG	2+2 modules	Horizontal	12
GW16024SG	2+2 modules	Vertical	12
GW16026SG	2+2+2 modules	Horizontal	6

CHARACTERISTICS: matt finish, metallic effect.

NOTES: centre distance 71 mm.




GW 16 022 CP

EGO INTERNATIONAL - COPPER

Code	Description	Type	Pack / Carton
GW16022CP	2 modules	-	12
GW16023CP	2+2 modules	Horizontal	12
GW16024CP	2+2 modules	Vertical	12
GW16026CP	2+2+2 modules	Horizontal	6

CHARACTERISTICS: matt finish, metallic effect.

NOTES: centre distance 71 mm.



GW 16 022 BS

EGO INTERNATIONAL - BROWN SHADE


Code	Description	Type	Pack / Carton
GW16022BS	2 modules	-	12
GW16023BS	2+2 modules	Horizontal	12
GW16024BS	2+2 modules	Vertical	12
GW16026BS	2+2+2 modules	Horizontal	6

CHARACTERISTICS: matt finish, metallic effect.

NOTES: centre distance 71 mm.




ChoruSmart




Scan the QR Code and find out all the technical informations.

ATTENTION TO DETAIL



Three thematic lines of plates to match perfectly with ChoruSmart devices. A total of 12 colours, all with satin finishes.

INNOVATION



EGO was designed as a modern plate and has evolved in the EGO SMART version, an innovative concept of SMART HOME.

HIGHLY CUSTOMISABLE



The plates can be customised through a choice of colours and finishes. This allows the installation to be adapted to the style of the interiors and enhance all applications. Thanks to tampography and lasering, the plates can be customised with lettering, trademarks and logos. Please contact the GEWISS Commercial department to discuss the feasibility of any customisation.

ChoruSmart

LUX International plates

LUX plates, with their modern, refined lines, marry the high-tech spirit of modernity with the refined and elegant taste of tradition. Glass and metal versions are added to the classic technopolymer plates. With monochrome variants of the LUX plates, uniformity of colour becomes the distinctive character of each ChoruSmart lighting device.



LUX INTERNATIONAL PLATES

TECHNOPOLYMER




GW 16 222 TB

LUX INTERNATIONAL - WHITE

Code	Description	Type	Pack / Carton
GW16222TB	2 modules	-	12
GW16223TB	2+2 modules	Horizontal	6
GW16224TB	2+2 modules	Vertical	6
GW16226TB	2+2+2 modules	Horizontal	1
GW16227TB	2+2+2 modules	Vertical	1
GW16228TB	2+2+2+2 modules	Horizontal	1
GW16229TB	2+2+2+2 modules	Vertical	1

CHARACTERISTICS: glossy finish.

NOTES: Inner frame chromed. Centre distance 71 mm.



GW 16 222 YB

LUX INTERNATIONAL - MONOCHROME WHITE

Code	Description	Type	Pack / Carton
GW16222YB	2 modules	-	12
GW16223YB	2+2 modules	Horizontal	6
GW16224YB	2+2 modules	Vertical	6
GW16226YB	2+2+2 modules	Horizontal	1
GW16227YB	2+2+2 modules	Vertical	1
GW16228YB	2+2+2+2 modules	Horizontal	1
GW16229YB	2+2+2+2 modules	Vertical	1

CHARACTERISTICS: glossy finish.

NOTES: Inner frame in the same white colour as the plate. Glossy finish. Centre distance 71 mm.



GW 16 222 TN

LUX INTERNATIONAL - TONER BLACK

Code	Description	Type	Pack / Carton
GW16222TN	2 modules	-	12
GW16223TN	2+2 modules	Horizontal	6
GW16224TN	2+2 modules	Vertical	6
GW16226TN	2+2+2 modules	Horizontal	1
GW16227TN	2+2+2 modules	Vertical	1
GW16228TN	2+2+2+2 modules	Horizontal	1
GW16229TN	2+2+2+2 modules	Vertical	1

CHARACTERISTICS: glossy finish.

NOTES: Inner frame chromed. Centre distance 71 mm.



GW 16 222 YN

LUX INTERNATIONAL - TONER BLACK LAVY

Code	Description	Type	Pack / Carton
GW16222YN	2 modules	-	12
GW16226YN	2+2+2 modules	Horizontal	1
GW16228YN	2+2+2+2 modules	Horizontal	1

CHARACTERISTICS: glossy finish.

NOTES: Inner frame in the same black colour as the plate, matt finish. Centre distance 71 mm.

PAINTED TECHNOPOLYMER



GW 16 222 VT

LUX INTERNATIONAL - TITANIUM

Code	Description	Type	Pack / Carton
GW16222VT	2 modules	-	12
GW16223VT	2+2 modules	Horizontal	6
GW16224VT	2+2 modules	Vertical	6
GW16226VT	2+2+2 modules	Horizontal	1
GW16227VT	2+2+2 modules	Vertical	1
GW16228VT	2+2+2+2 modules	Horizontal	1
GW16229VT	2+2+2+2 modules	Vertical	1

CHARACTERISTICS: glossy finish, metallic effect.

NOTES: inner frame chromed. Centre distance 71 mm.



GW 16 222 YT

LUX INTERNATIONAL - MONOCHROME TITANIUM

Code	Description	Type	Pack / Carton
GW16222YT	2 modules	-	12
GW16223YT	2+2 modules	Horizontal	6
GW16224YT	2+2 modules	Vertical	6
GW16226YT	2+2+2 modules	Horizontal	1
GW16227YT	2+2+2 modules	Vertical	1
GW16228YT	2+2+2+2 modules	Horizontal	1
GW16229YT	2+2+2+2 modules	Vertical	1

CHARACTERISTICS: glossy finish, metallic effect.

NOTES: inner frame in the same titanium colour as the plate, glossy finish. Centre distance 71 mm.



GW 16 222 VA

LUX INTERNATIONAL - SLATE

Code	Description	Type	Centre distance	Pack / Carton
GW16222VA	2 modules	-	-	12
GW16223VA	2+2 modules	Horizontal	71 mm	6
GW16224VA	2+2 modules	Vertical	71 mm	6
GW16226VA	2+2+2 modules	Horizontal	71 mm	1
GW16227VA	2+2+2 modules	Vertical	71 mm	1
GW16228VA	2+2+2+2 modules	Horizontal	71 mm	1
GW16229VA	2+2+2+2 modules	Vertical	71 mm	1

CHARACTERISTICS: glossy finish, metallic effect.

NOTES: inner frame chromed. Centre distance 71 mm.



GW 16 222 YA

LUX INTERNATIONAL - ABSOLUTE SLATE

Code	Description	Type	Pack / Carton
GW16222YA	2 modules	-	12
GW16223YA	2+2 modules	Horizontal	6
GW16224YA	2+2 modules	Vertical	6
GW16226YA	2+2+2 modules	Horizontal	1
GW16227YA	2+2+2 modules	Vertical	1
GW16228YA	2+2+2+2 modules	Horizontal	1
GW16229YA	2+2+2+2 modules	Vertical	1

CHARACTERISTICS: glossy finish, metallic effect.

NOTES: inner frame in the same slate colour as the plate, glossy finish. Centre distance 71 mm.

METAL




GW 16 222 XW

LUX INTERNATIONAL - MONOCHROME SATIN WHITE

Code	Description	Type	Pack / Carton
GW16222XW	2 modules	-	1
GW16223XW	2+2 modules	Horizontal	1
GW16224XW	2+2 modules	Vertical	1
GW16226XW	2+2+2 modules	Horizontal	1
GW16227XW	2+2+2 modules	Vertical	1
GW16228XW	2+2+2+2 modules	Horizontal	1
GW16229XW	2+2+2+2 modules	Vertical	1

CHARACTERISTICS: matt finish.

NOTES: inner frame in same white colour as the plate, matt finish. Centre distance 71 mm.



GW 16 222 XL

LUX INTERNATIONAL - MONOCHROME NATURAL BEIGE

Code	Description	Type	Pack / Carton
GW16222XL	2 modules	-	1
GW16223XL	2+2 modules	Horizontal	1
GW16224XL	2+2 modules	Vertical	1
GW16226XL	2+2+2 modules	Horizontal	1
GW16227XL	2+2+2 modules	Vertical	1
GW16228XL	2+2+2+2 modules	Horizontal	1
GW16229XL	2+2+2+2 modules	Vertical	1

CHARACTERISTICS: matt finish.

NOTES: inner frame in same natural beige colour as the plate, matt finish. Centre distance 71 mm.



GW 16 222 XM

LUX INTERNATIONAL - MONOCHROME SATIN BLACK

Code	Description	Type	Pack / Carton
GW16222XM	2 modules	-	1
GW16223XM	2+2 modules	Horizontal	1
GW16224XM	2+2 modules	Vertical	1
GW16226XM	2+2+2 modules	Horizontal	1
GW16227XM	2+2+2 modules	Vertical	1
GW16228XM	2+2+2+2 modules	Horizontal	1
GW16229XM	2+2+2+2 modules	Vertical	1

CHARACTERISTICS: matt finish.

NOTES: inner frame in same black colour as the plate, matt finish. Centre distance 71 mm.




GW 16 222 WS

LUX INTERNATIONAL - BRUSHED ALUMINIUM LAVY

Code	Description	Type	Pack / Carton
GW16222WS	2 modules	-	1
GW16223WS	2+2 modules	Horizontal	1
GW16224WS	2+2 modules	Vertical	1
GW16226WS	2+2+2 modules	Horizontal	1
GW16227WS	2+2+2 modules	Vertical	1
GW16228WS	2+2+2+2 modules	Horizontal	1
GW16229WS	2+2+2+2 modules	Vertical	1

CHARACTERISTICS: matt finish.

NOTES: inner frame in black colour, matt finish. Centre distance 71 mm.



GW 16 222 XG

LUX INTERNATIONAL - GOLD

Code	Description	Type	Pack / Carton
GW16222XG	2 modules	-	1
GW16223XG	2+2 modules	Horizontal	1
GW16224XG	2+2 modules	Vertical	1
GW16226XG	2+2+2 modules	Horizontal	1
GW16227XG	2+2+2 modules	Vertical	1
GW16228XG	2+2+2+2 modules	Horizontal	1
GW16229XG	2+2+2+2 modules	Vertical	1

CHARACTERISTICS: matt finish, metallic effect.

NOTES: inner frame in the same gold colour as the plate, matt finish. Centre distance 71 mm.



GW 16 222 XQ

LUX INTERNATIONAL - ANTIQUE BRASS


Code	Description	Type	Pack / Carton
GW16222XQ	2 modules	-	1
GW16223XQ	2+2 modules	Horizontal	1
GW16224XQ	2+2 modules	Vertical	1
GW16226XQ	2+2+2 modules	Horizontal	1
GW16227XQ	2+2+2 modules	Vertical	1
GW16228XQ	2+2+2+2 modules	Horizontal	1
GW16229XQ	2+2+2+2 modules	Vertical	1

CHARACTERISTICS: matt finish.

NOTES: inner frame in dark bronze colour, matt finish. Centre distance 71 mm.




ChoruSmart




Scan the QR Code and find out all the technical informations.

CONTEMPORARY STYLE



The LUX plate, with its modern shapes, is the perfect blend of modernity and the elegant aesthetics of tradition.

MATERIALS



Modern and elegantly designed, LUX plates meet all your needs with their wide variety of materials, from technopolymer to metal and glass.

HIGHLY CUSTOMISABLE




The plates can be customised through a choice of colours and finishes. This allows the installation to be adapted to the style of the interiors and enhance all applications. Thanks to tampography and lasering, the plates can be customised with lettering, trademarks and logos. Please contact the GEWISS Commercial department to discuss the feasibility of any customisation.

ChoruSmart

ONE plates

An informal appearance and classic shapes: the ONE line of plates in the ChoruSmart system is dedicated to all those who desire a home interior finished with a minimal simplicity. ONE's restrained and discreet design enhances any environment, bringing harmony and aesthetic coherence to all rooms. Available in a wide variety of colour tones, ONE can be fitted in any shade to leave room for the imagination.



ONE ITALIAN STANDARD PLATES

TECHNOPOLYMER




GW 16 103 TB

ONE - WHITE

Code	Description	Configuration	For support codes	Pack / Carton
GW16101TB	1 module	-	GW16802, GW16803, GW16803N	96
GW16102TB	2 modules	-	GW16802, GW16803, GW16803N	96
GW16103TB	3 modules	-	GW16803, GW16803N	96
GW16104TB	4 modules	-	GW16804, GW16804N	12
GW16106TB	6 modules	-	GW16806	12
GW16109TB	6 modules	Large	GW16806	6
GW16108TB	4+4 modules	Overlapping	GW16808	6
GW16112TB	6+6 modules	Overlapping	GW16812	6

CHARACTERISTICS: glossy finish. GW16109TB total width 202 mm.



GW 16 103 TN

ONE - TONER BLACK

Code	Description	For support codes	Pack / Carton
GW16101TN	1 module	GW16802, GW16803, GW16803N	12
GW16102TN	2 modules	GW16802, GW16803, GW16803N	12
GW16103TN	3 modules	GW16803, GW16803N	24
GW16104TN	4 modules	GW16804, GW16804N	12
GW16106TN	6 modules	GW16806	6

CHARACTERISTICS: glossy finish.




GW 16 103 TI

ONE - IVORY

Code	Description	For support codes	Pack / Carton
GW16101TI	1 module	GW16802, GW16803, GW16803N	12
GW16102TI	2 modules	GW16802, GW16803, GW16803N	12
GW16103TI	3 modules	GW16803, GW16803N	24
GW16104TI	4 modules	GW16804, GW16804N	12
GW16106TI	6 modules	GW16806	6

CHARACTERISTICS: glossy finish.



GW 16 103 TC

ONE - HEMP

Code	Description	For support codes	Pack / Carton
GW16101TC	1 module	GW16802, GW16803, GW16803N	12
GW16102TC	2 modules	GW16802, GW16803, GW16803N	12
GW16103TC	3 modules	GW16803, GW16803N	24
GW16104TC	4 modules	GW16804, GW16804N	12
GW16106TC	6 modules	GW16806	6

CHARACTERISTICS: glossy finish.

PAINTED TECHNOPOLYMER



GW 16 103 VW

ONE - SATIN WHITE

Code	Description	Configuration	For support codes	Pack / Carton
GW16101VW	1 module	-	GW16802, GW16803, GW16803N	96
GW16102VW	2 modules	-	GW16802, GW16803, GW16803N	96
GW16103VW	3 modules	-	GW16803, GW16803N	96
GW16104VW	4 modules	-	GW16804, GW16804N	12
GW16106VW	6 modules	-	GW16806	12
GW16108VW	4+4 modules	Overlapping	GW16808	6
GW16112VW	6+6 modules	Overlapping	GW16812	6

CHARACTERISTICS: matt finish.




GW 16 103 VL

ONE - NATURAL BEIGE

Code	Description	Configuration	For support codes	Pack / Carton
GW16101VL	1 module	-	GW16802, GW16803, GW16803N	12
GW16102VL	2 modules	-	GW16802, GW16803, GW16803N	12
GW16103VL	3 modules	-	GW16803, GW16803N	24
GW16104VL	4 modules	-	GW16804, GW16804N	12
GW16106VL	6 modules	-	GW16806	6
GW16108VL	4+4 modules	Overlapping	GW16808	6
GW16112VL	6+6 modules	Overlapping	GW16812	6

CHARACTERISTICS: matt finish.



GW 16 103 VN

ONE - SATIN BLACK

Code	Description	Configuration	For support codes	Pack / Carton
GW16101VN	1 module	-	GW16802, GW16803, GW16803N	12
GW16102VN	2 modules	-	GW16802, GW16803, GW16803N	12
GW16103VN	3 modules	-	GW16803, GW16803N	24
GW16104VN	4 modules	-	GW16804, GW16804N	12
GW16106VN	6 modules	-	GW16806	6
GW16108VN	4+4 modules	Overlapping	GW16808	6
GW16112VN	6+6 modules	Overlapping	GW16812	6

CHARACTERISTICS: matt finish.



GW 16 103 VT

ONE - TITANIUM

Code	Description	Configuration	For support codes	Pack / Carton
GW16101VT	1 module	-	GW16802, GW16803, GW16803N	12
GW16102VT	2 modules	-	GW16802, GW16803, GW16803N	12
GW16103VT	3 modules	-	GW16803, GW16803N	24
GW16104VT	4 modules	-	GW16804, GW16804N	12
GW16106VT	6 modules	-	GW16806	6
GW16108VT	4+4 modules	Overlapping	GW16808	6
GW16112VT	6+6 modules	Overlapping	GW16812	6

CHARACTERISTICS: glossy finish, metallic effect.



GW 16 103 VD

ONE - TUSCAN RED

Code	Description	For support codes	Pack / Carton
GW16101VD	1 module	GW16802, GW16803, GW16803N	12
GW16102VD	2 modules	GW16802, GW16803, GW16803N	12
GW16103VD	3 modules	GW16803, GW16803N	24
GW16104VD	4 modules	GW16804, GW16804N	12
GW16106VD	6 modules	GW16806	6

CHARACTERISTICS: matt finish.



GW 16 103 VZ

ONE - TEAL

Code	Description	For support codes	Pack / Carton
GW16101VZ	1 module	GW16802, GW16803, GW16803N	12
GW16102VZ	2 modules	GW16802, GW16803, GW16803N	12
GW16103VZ	3 modules	GW16803, GW16803N	24
GW16104VZ	4 modules	GW16804, GW16804N	12
GW16106VZ	6 modules	GW16806	6

CHARACTERISTICS: matt finish.




GW 16 103 VX

ONE - SOFT COPPER

Code	Description	For support codes	Pack / Carton
GW16101VX	1 module	GW16802, GW16803, GW16803N	12
GW16102VX	2 modules	GW16802, GW16803, GW16803N	12
GW16103VX	3 modules	GW16803, GW16803N	12
GW16104VX	4 modules	GW16804, GW16804N	12
GW16106VX	6 modules	GW16806	6

CHARACTERISTICS: matt finish, metallic effect.



GW 16 103 VO


ONE - GOLD

Code	Description	For support codes	Pack / Carton
GW16101VO	1 module	GW16802, GW16803, GW16803N	12
GW16102VO	2 modules	GW16802, GW16803, GW16803N	12
GW16103VO	3 modules	GW16803, GW16803N	12
GW16104VO	4 modules	GW16804, GW16804N	12
GW16106VO	6 modules	GW16806	6

CHARACTERISTICS: matt finish, metallic effect.



ChoruSmart




Scan the QR Code and find out all the technical informations.

REFINED DESIGN



Minimal in shape, classic in style: ONE plates enhance any room, bringing harmony and beauty to every corner of the house.

FINISHES



The ONE plate, with its minimal appearance, is available in various colours and in 2 finishes: glossy and satin, for every need.

HIGHLY CUSTOMISABLE




The plates can be customised through a choice of colours and finishes. This allows the installation to be adapted to the style of the interiors and enhance all applications. Thanks to tampography and lasering, the plates can be customised with lettering, trademarks and logos. Please contact the GEWISS Commercial department to discuss the feasibility of any customisation.

ChoruSmart


GEO plates

The GEO plate with clean, regular lines fits perfectly into any environment with its simplicity and style. The materials and colours contribute to creating the right harmony that stands the test of time. Made from technopolymer, GEO resists the impact and stresses of everyday use. The different colours and the simple and light shapes make GEO a young and informal furnishing element that conveys a minimalist style in any space.



GEO ITALIAN STANDARD PLATES

TECHNOPOLYMER




GW 16 403 TB

GEO - WHITE

Code	Description	For support codes	Pack / Carton
GW16401TB	1 module	GW16802, GW16803, GW16803N	96
GW16402TB	2 modules	GW16802, GW16803, GW16803N	96
GW16403TB	3 modules	GW16803, GW16803N	96
GW16404TB	4 modules	GW16804, GW16804N	12
GW16406TB	6 modules	GW16806	12

CHARACTERISTICS: glossy finish.




GW 16 403 TN

GEO - TONER BLACK

Code	Description	For support codes	Pack / Carton
GW16401TN	1 module	GW16802, GW16803, GW16803N	24
GW16402TN	2 modules	GW16802, GW16803, GW16803N	12
GW16403TN	3 modules	GW16803, GW16803N	24
GW16404TN	4 modules	GW16804, GW16804N	12
GW16406TN	6 modules	GW16806	6

CHARACTERISTICS: glossy finish.




GW 16 403 TI

GEO - IVORY

Code	Description	For support codes	Pack / Carton
GW16401TI	1 module	GW16802, GW16803, GW16803N	24
GW16402TI	2 modules	GW16802, GW16803, GW16803N	12
GW16403TI	3 modules	GW16803, GW16803N	24
GW16404TI	4 modules	GW16804, GW16804N	12
GW16406TI	6 modules	GW16806	6

CHARACTERISTICS: glossy finish.




GW 16 403 TC

GEO - HEMP

Code	Description	For support codes	Pack / Carton
GW16401TC	1 module	GW16802, GW16803, GW16803N	24
GW16402TC	2 modules	GW16802, GW16803, GW16803N	12
GW16403TC	3 modules	GW16803, GW16803N	24
GW16404TC	4 modules	GW16804, GW16804N	12
GW16406TC	6 modules	GW16806	6

CHARACTERISTICS: glossy finish.

PAINTED TECHNOPOLYMER




GW 16 403 VW

GEO - SATIN WHITE

Code	Description	For support codes	Pack / Carton
GW16401VW	1 module	GW16802, GW16803, GW16803N	96
GW16402VW	2 modules	GW16802, GW16803, GW16803N	96
GW16403VW	3 modules	GW16803, GW16803N	96
GW16404VW	4 modules	GW16804, GW16804N	12
GW16406VW	6 modules	GW16806	12

CHARACTERISTICS: matt finish.




GW 16 403 VL

GEO - NATURAL BEIGE

Code	Description	For support codes	Pack / Carton
GW16401VL	1 module	GW16802, GW16803, GW16803N	12
GW16402VL	2 modules	GW16802, GW16803, GW16803N	12
GW16403VL	3 modules	GW16803, GW16803N	12
GW16404VL	4 modules	GW16804, GW16804N	12
GW16406VL	6 modules	GW16806	6

CHARACTERISTICS: matt finish.



GW 16 403 VN

GEO - SATIN BLACK

Code	Description	For support codes	Pack / Carton
GW16401VN	1 module	GW16802, GW16803, GW16803N	24
GW16402VN	2 modules	GW16802, GW16803, GW16803N	12
GW16403VN	3 modules	GW16803, GW16803N	24
GW16404VN	4 modules	GW16804, GW16804N	12
GW16406VN	6 modules	GW16806	6

CHARACTERISTICS: matt finish.




GW 16 403 VT

GEO - TITANIUM

Code	Description	For support codes	Pack / Carton
GW16401VT	1 module	GW16802, GW16803, GW16803N	24
GW16402VT	2 modules	GW16802, GW16803, GW16803N	12
GW16403VT	3 modules	GW16803, GW16803N	24
GW16404VT	4 modules	GW16804, GW16804N	12
GW16406VT	6 modules	GW16806	6

CHARACTERISTICS: glossy finish, metallic effect.




GW 16 403 VD

GEO - TUSCAN RED

Code	Description	For support codes	Pack / Carton
GW16401VD	1 module	GW16802, GW16803, GW16803N	24
GW16402VD	2 modules	GW16802, GW16803, GW16803N	12
GW16403VD	3 modules	GW16803, GW16803N	24
GW16404VD	4 modules	GW16804, GW16804N	12
GW16406VD	6 modules	GW16806	6

CHARACTERISTICS: matt finish.




GW 16 403 VZ

GEO - TEAL

Code	Description	For support codes	Pack / Carton
GW16401VZ	1 module	GW16802, GW16803, GW16803N	24
GW16402VZ	2 modules	GW16802, GW16803, GW16803N	12
GW16403VZ	3 modules	GW16803, GW16803N	24
GW16404VZ	4 modules	GW16804, GW16804N	12
GW16406VZ	6 modules	GW16806	6

CHARACTERISTICS: matt finish.




GW 16 403 VX

GEO - SOFT COPPER

Code	Description	For support codes	Pack / Carton
GW16401VX	1 module	GW16802, GW16803, GW16803N	12
GW16402VX	2 modules	GW16802, GW16803, GW16803N	12
GW16403VX	3 modules	GW16803, GW16803N	12
GW16404VX	4 modules	GW16804, GW16804N	12
GW16406VX	6 modules	GW16806	6

CHARACTERISTICS: matt finish, metallic effect.



GW 16 403 VO

GEO - GOLD

Code	Description	For support codes	Pack / Carton
GW16401VO	1 module	GW16802, GW16803, GW16803N	12
GW16402VO	2 modules	GW16802, GW16803, GW16803N	12
GW16403VO	3 modules	GW16803, GW16803N	12
GW16404VO	4 modules	GW16804, GW16804N	12
GW16406VO	6 modules	GW16806	6

CHARACTERISTICS: matt finish, metallic effect.



GEWISS




ChoruSmart



Scan the QR Code and find out all the technical informations.

MINIMAL DESIGN



The colours, and simple, light shapes make GEO a youthful and informal furnishing item that expresses a minimalist style wherever it is placed.

FINISHES



The GEO Plate, simple and youthful, is available in various colours and in 2 finishes: glossy and satin, for every need.

HIGHLY CUSTOMISABLE




The plates can be customised through a choice of colours and finishes. This allows the installation to be adapted to the style of the interiors and enhance all applications. Thanks to tampography and lasering, the plates can be customised with lettering, trademarks and logos. Please contact the GEWISS Commercial department to discuss the feasibility of any customisation.

ChoruSmart


EGO plates

With their clean, compact lines, EGO plates make the right impression. Modern shapes with slightly curved surfaces that taper towards the edges convey balance and simplicity. The opalescent profiles inside the plate, in aesthetic continuity with the EGO SMART versions, add a subtle element of unique identity. Every detail is designed to ensure appeal and personality.



EGO PLATES

PAINTED TECHNOPOLYMER




GW 16 003 PW

EGO - SATIN WHITE

Code	Description	For support codes	Pack / Carton
GW16001PW	1 module	GW16802, GW16803, GW16803N	12
GW16002PW	2 modules	GW16802, GW16803, GW16803N	96
GW16003PW	3 modules	GW16803, GW16803N	96
GW16004PW	4 modules	GW16804, GW16804N	12
GW16007PW	7 modules	GW16807N	6

CHARACTERISTICS: matt finish.




GW 16 003 CY

EGO - CLAY

Code	Description	For support codes	Pack / Carton
GW16001CY	1 module	GW16802, GW16803, GW16803N	12
GW16002CY	2 modules	GW16802, GW16803, GW16803N	12
GW16003CY	3 modules	GW16803, GW16803N	24
GW16004CY	4 modules	GW16804, GW16804N	12
GW16007CY	7 modules	GW16807N	6

CHARACTERISTICS: matt finish.




GW 16 003 NB

EGO - NATURAL BEIGE

Code	Description	For support codes	Pack / Carton
GW16002NB	2 modules	GW16802, GW16803, GW16803N	96
GW16003NB	3 modules	GW16803, GW16803N	96
GW16004NB	4 modules	GW16804, GW16804N	12
GW16007NB	7 modules	GW16807N	6

CHARACTERISTICS: matt finish.




GW 16 003 DS

EGO - DARK SAND

Code	Description	For support codes	Pack / Carton
GW16002DS	2 modules	GW16802, GW16803, GW16803N	12
GW16003DS	3 modules	GW16803, GW16803N	24
GW16004DS	4 modules	GW16804, GW16804N	12
GW16007DS	7 modules	GW16807N	6

CHARACTERISTICS: matt finish.




GW 16 003 DB

EGO - SATIN BLACK

Code	Description	For support codes	Pack / Carton
GW16001DB	1 module	GW16802, GW16803, GW16803N	12
GW16002DB	2 modules	GW16802, GW16803, GW16803N	12
GW16003DB	3 modules	GW16803, GW16803N	24
GW16007DB	7 modules	GW16807N	6

CHARACTERISTICS: matt finish.




GW 16 003 GR

EGO - MAGNETIC GRAY

Code	Description	For support codes	Pack / Carton
GW16001GR	1 module	GW16802, GW16803, GW16803N	12
GW16002GR	2 modules	GW16802, GW16803, GW16803N	12
GW16003GR	3 modules	GW16803, GW16803N	24
GW16004GR	4 modules	GW16804, GW16804N	12
GW16007GR	7 modules	GW16807N	6

CHARACTERISTICS: matt finish, metallic effect.




GW 16 003 BR

EGO - LIGHT BRONZE

Code	Description	For support codes	Pack / Carton
GW16001BR	1 module	GW16802, GW16803, GW16803N	12
GW16002BR	2 modules	GW16802, GW16803, GW16803N	12
GW16003BR	3 modules	GW16803, GW16803N	12
GW16004BR	4 modules	GW16804, GW16804N	12
GW16007BR	7 modules	GW16807N	6

CHARACTERISTICS: matt finish, metallic effect.




GW 16 003 ST

EGO - STEEL

Code	Description	For support codes	Pack / Carton
GW16001ST	1 module	GW16802, GW16803, GW16803N	12
GW16003ST	3 modules	GW16803, GW16803N	12
GW16004ST	4 modules	GW16804, GW16804N	12
GW16007ST	7 modules	GW16807N	6

CHARACTERISTICS: matt finish, metallic effect.




GW 16 003 CS

EGO - SOFT COPPER

Code	Description	For support codes	Pack / Carton
GW16001CS	1 module	GW16802, GW16803, GW16803N	12
GW16002CS	2 modules	GW16802, GW16803, GW16803N	12
GW16003CS	3 modules	GW16803, GW16803N	12
GW16004CS	4 modules	GW16804, GW16804N	12
GW16007CS	7 modules	GW16807N	6

CHARACTERISTICS: matt finish, metallic effect.




GW 16 003 SG

EGO - GOLD

Code	Description	For support codes	Pack / Carton
GW16001SG	1 module	GW16802, GW16803, GW16803N	12
GW16002SG	2 modules	GW16802, GW16803, GW16803N	12
GW16003SG	3 modules	GW16803, GW16803N	12
GW16004SG	4 modules	GW16804, GW16804N	12
GW16007SG	7 modules	GW16807N	6

CHARACTERISTICS: matt finish, metallic effect.




GW 16 003 CP

EGO - COPPER

Code	Description	For support codes	Pack / Carton
GW16001CP	1 module	GW16802, GW16803, GW16803N	12
GW16003CP	3 modules	GW16803, GW16803N	12
GW16004CP	4 modules	GW16804, GW16804N	12
GW16007CP	7 modules	GW16807N	6

CHARACTERISTICS: matt finish, metallic effect.



GW 16 003 BS


EGO - BROWN SHADE

Code	Description	For support codes	Pack / Carton
GW16001BS	1 module	GW16802, GW16803, GW16803N	12
GW16003BS	3 modules	GW16803, GW16803N	12
GW16004BS	4 modules	GW16804, GW16804N	12
GW16007BS	7 modules	GW16807N	6

CHARACTERISTICS: matt finish, metallic effect.




ChoruSmart



Scan the QR Code and find out all the technical informations.

PRECIOUS FINISHES



Three thematic lines of plates for a perfect match with ChoruSmart devices. A total of 12 colors, all with a satin finish.

INNOVATION



EGO was designed as a modern plate and has evolved in the EGO SMART version, an innovative concept of SMART HOME.

HIGHLY CUSTOMISABLE



The plates can be customised through a choice of colours and finishes. This allows the installation to be adapted to the style of the interiors and enhance all applications. Thanks to tampography and lasering, the plates can be customised with lettering, trademarks and logos. Please contact the GEWISS Commercial department to discuss the feasibility of any customisation.

ChoruSmart

LUX plates

LUX plates, with their modern, refined lines, marry the high-tech spirit of modernity with the refined and elegant taste of tradition. Wood, glass and metal versions are added to the classic technopolymer plates. With monochrome variants of the LUX plates, uniformity of colour becomes the distinctive character of each ChoruSmart lighting device.



LUX ITALIAN STANDARD PLATES

TECHNOPOLYMER



GW 16 203 TB

LUX - WHITE

Code	Description	For support codes	Pack / Carton
GW16202TB	2 modules	GW16802, GW16803, GW16803N	12
GW16203TB	3 modules	GW16803, GW16803N	12
GW16204TB	4 modules	GW16804, GW16804N	12
GW16206TB	6 modules	GW16806	6

CHARACTERISTICS: glossy finish.

NOTES: inner frame chromed.



GW 16 203 YB

LUX - MONOCHROME WHITE

Code	Description	For support codes	Pack / Carton
GW16202YB	2 modules	GW16802, GW16803, GW16803N	12
GW16203YB	3 modules	GW16803, GW16803N	12
GW16204YB	4 modules	GW16804, GW16804N	12
GW16206YB	6 modules	GW16806	6

CHARACTERISTICS: glossy finish.

NOTES: inner frame in the same white colour as the plate, glossy finish.



GW 16 203 TN

LUX - TONER BLACK

Code	Description	For support codes	Pack / Carton
GW16202TN	2 modules	GW16802, GW16803, GW16803N	12
GW16203TN	3 modules	GW16803, GW16803N	12
GW16204TN	4 modules	GW16804, GW16804N	12
GW16206TN	6 modules	GW16806	6

CHARACTERISTICS: glossy finish.

NOTES: inner frame chromed.



GW 16 203 YN

LUX - LAVY TONER BLACK

Code	Description	For support codes	Pack / Carton
GW16202YN	2 modules	GW16802, GW16803, GW16803N	12
GW16203YN	3 modules	GW16803, GW16803N	12
GW16204YN	4 modules	GW16804, GW16804N	12
GW16206YN	6 modules	GW16806	6

CHARACTERISTICS: glossy finish.

NOTES: inner frame in the same black colour of the plate, matt finish.

PAINTED TECHNOPOLYMER



GW 16 203 VT

LUX - TITANIUM

Code	Description	For support codes	Pack / Carton
GW16202VT	2 modules	GW16802, GW16803, GW16803N	12
GW16203VT	3 modules	GW16803, GW16803N	12
GW16204VT	4 modules	GW16804, GW16804N	12
GW16206VT	6 modules	GW16806	6

CHARACTERISTICS: glossy finish, metallic effect.

NOTES: inner frame chromed.



GW 16 203 YT

LUX - MONOCHROME TITANIUM

Code	Description	For support codes	Pack / Carton
GW16202YT	2 modules	GW16802, GW16803, GW16803N	12
GW16203YT	3 modules	GW16803, GW16803N	12
GW16204YT	4 modules	GW16804, GW16804N	12
GW16206YT	6 modules	GW16806	6

CHARACTERISTICS: glossy finish, metallic effect.

NOTES: inner frame in the same titanium colour of the plate, glossy finish.



GW 16 203 VA

LUX - SLATE

Code	Description	For support codes	Pack / Carton
GW16202VA	2 modules	GW16802, GW16803, GW16803N	6
GW16203VA	3 modules	GW16803, GW16803N	6
GW16204VA	4 modules	GW16804, GW16804N	6
GW16206VA	6 modules	GW16806	6

CHARACTERISTICS: glossy finish, metallic effect.

NOTES: inner frame chromed.



GW 16 203 YA

LUX - ABSOLUTE SLATE

Code	Description	For support codes	Pack / Carton
GW16203YA	3 modules	GW16803, GW16803N	12
GW16204YA	4 modules	GW16804, GW16804N	12

CHARACTERISTICS: glossy finish, metallic effect.

NOTES: inner frame in the same slate colour of the plate, glossy finish.

METAL




GW 16 203 XW

LUX - MONOCHROME SATIN WHITE

Code	Description	For support codes	Pack / Carton
GW16202XW	2 modules	GW16802, GW16803, GW16803N	6
GW16203XW	3 modules	GW16803, GW16803N	6
GW16204XW	4 modules	GW16804, GW16804N	6
GW16206XW	6 modules	GW16806	6

CHARACTERISTICS: matt finish.

NOTES: inner frame in same white colour, matt finish.




GW 16 203 XL

LUX - MONOCHROME NATURAL BEIGE

Code	Description	For support codes	Pack / Carton
GW16202XL	2 modules	GW16802, GW16803, GW16803N	6
GW16203XL	3 modules	GW16803, GW16803N	6
GW16204XL	4 modules	GW16804, GW16804N	6
GW16206XL	6 modules	GW16806	6

CHARACTERISTICS: matt finish.

NOTES: inner frame in same natural beige colour, matt finish.



GW 16 203 XM

LUX - MONOCHROME SATIN BLACK

Code	Description	For support codes	Pack / Carton
GW16202XM	2 modules	GW16802, GW16803, GW16803N	6
GW16203XM	3 modules	GW16803, GW16803N	6
GW16204XM	4 modules	GW16804, GW16804N	6
GW16206XM	6 modules	GW16806	6

CHARACTERISTICS: matt finish.

NOTES: inner frame in same black colour as the plate, matt finish.



GW 16 203 XP

LUX - PEARLY BRONZE

Code	Description	For support codes	Pack / Carton
GW16202XP	2 modules	GW16802, GW16803, GW16803N	6
GW16203XP	3 modules	GW16803, GW16803N	6
GW16204XP	4 modules	GW16804, GW16804N	6
GW16206XP	6 modules	GW16806	6

CHARACTERISTICS: glossy finish, metallic effect.

NOTES: inner frame in light bronze colour, matt finish.



GW 16 203 XV

LUX - ANODIC BROWN

Code	Description	For support codes	Pack / Carton
GW16202XV	2 modules	GW16802, GW16803, GW16803N	6
GW16203XV	3 modules	GW16803, GW16803N	6
GW16204XV	4 modules	GW16804, GW16804N	6
GW16206XV	6 modules	GW16806	6

CHARACTERISTICS: matt finish, metallic effect.

NOTES: inner frame in dark bronze colour, matt finish.



GW 16 203 XF

LUX - GUNBARREL GREY

Code	Description	For support codes	Pack / Carton
GW16202XF	2 modules	GW16802, GW16803, GW16803N	6
GW16203XF	3 modules	GW16803, GW16803N	6
GW16204XF	4 modules	GW16804, GW16804N	6
GW16206XF	6 modules	GW16806	6

CHARACTERISTICS: matt finish, metallic effect.

NOTES: inner frame in the same gunbarrel grey colour as the plate, matt finish.



GW 16 203 XA

LUX - MONOCHROME ALUMINIUM

Code	Description	For support codes	Pack / Carton
GW16202XA	2 modules	GW16802, GW16803, GW16803N	6
GW16203XA	3 modules	GW16803, GW16803N	6
GW16204XA	4 modules	GW16804, GW16804N	6
GW16206XA	6 modules	GW16806	6

CHARACTERISTICS: matt finish.

NOTES: inner frame in the same aluminium colour as the plate, matt finish.



GW 16 203 XE

LUX - SOFT COPPER

Code	Description	For support codes	Pack / Carton
GW16202XE	2 modules	GW16802, GW16803, GW16803N	6
GW16203XE	3 modules	GW16803, GW16803N	6
GW16204XE	4 modules	GW16804, GW16804N	6
GW16206XE	6 modules	GW16806	6

CHARACTERISTICS: matt finish, metallic effect.

NOTES: inner frame in the same soft copper colour as the plate, matt finish.



GW 16 203 XR

LUX - MAGNETIC GRAY

Code	Description	For support codes	Pack / Carton
GW16202XR	2 modules	GW16802, GW16803, GW16803N	6
GW16203XR	3 modules	GW16803, GW16803N	6
GW16204XR	4 modules	GW16804, GW16804N	6
GW16206XR	6 modules	GW16806	6

CHARACTERISTICS: matt finish, metallic effect.

NOTES: inner frame in the same magnetic gray colour as the plate, matt finish.



GW 16 203 XS

LUX - BRUSHED ALUMINIUM

Code	Description	For support codes	Pack / Carton
GW16202XS	2 modules	GW16802, GW16803, GW16803N	6
GW16203XS	3 modules	GW16803, GW16803N	6
GW16204XS	4 modules	GW16804, GW16804N	6
GW16206XS	6 modules	GW16806	6

CHARACTERISTICS: matt finish.

NOTES: inner frame in light bronze colour, matt finish.



GW 16 203 WS

LUX - LAVY BRUSHED ALUMINIUM

Code	Description	For support codes	Pack / Carton
GW16202WS	2 modules	GW16802, GW16803, GW16803N	6
GW16203WS	3 modules	GW16803, GW16803N	6
GW16204WS	4 modules	GW16804, GW16804N	6
GW16206WS	6 modules	GW16806	6

CHARACTERISTICS: matt finish.

NOTES: inner frame in black colour, matt finish.



GW 16 203 XG

LUX - GOLD

Code	Description	For support codes	Pack / Carton
GW16202XG	2 modules	GW16802, GW16803, GW16803N	6
GW16203XG	3 modules	GW16803, GW16803N	6
GW16204XG	4 modules	GW16804, GW16804N	6
GW16206XG	6 modules	GW16806	6

CHARACTERISTICS: matt finish, metallic effect.

NOTES: inner frame in the same gold colour as the plate, matt finish.



GW 16 203 XQ

LUX - ANTIQUE BRASS


Code	Description	For support codes	Pack / Carton
GW16202XQ	2 modules	GW16802, GW16803, GW16803N	6
GW16203XQ	3 modules	GW16803, GW16803N	6
GW16204XQ	4 modules	GW16804, GW16804N	6
GW16206XQ	6 modules	GW16806	6

CHARACTERISTICS: matt finish.

NOTES: inner frame in dark bronze colour, matt finish.



ChoruSmart



Scan the QR Code and find out all the technical informations.

CONTEMPORARY STYLE



The LUX plate, with its modern shapes, is the perfect blend of modernity and the elegant aesthetics of tradition.

MATERIALS



Modern and elegantly designed, LUX plates meet all your needs with their wide variety of materials, from technopolymer to metal, wood and glass.

HIGHLY CUSTOMISABLE




The plates can be customised through a choice of colours and finishes. This allows the installation to be adapted to the style of the interiors and enhance all applications. Thanks to tampography and lasering, the plates can be customised with lettering, trademarks and logos. Please contact the GEWISS Commercial department to discuss the feasibility of any customisation.

ChoruSmart

Installation accessories

Wide variety of installation accessories for all modular devices and plates from the ChoruSmart range. Watertight plates with ergonomic membrane and 2 to 4 modules. Self-supporting plates for profiles and panels. Free-standing and surface-mounted panels. Surface-mounted boxes and self-supporting protected watertight enclosures. Supports for rectangular, round and square boxes available in standard and smart versions. Covers for flush-mounted boxes from 2 to 7 modules for painting and finishing.



SPECIAL PLATES AND PANELS

WATERTIGHT PLATES



GW 16 703 TB

WATERTIGHT PLATES - ITALIAN STANDARD - IP55

Code	Description	Colour	Included support	Pack / Carton
GW16703TB	3 modules	Glossy white	GW16803	1/24
GW16704TB	4 modules	Glossy white	GW16804	1/24
GW16703TN	3 modules	Glossy black	GW16803	1/12
GW16704TN	4 modules	Glossy black	GW16804	1/12
GW16703VT	3 modules	Glossy Titanium	GW16803	1/12
GW16704VT	4 modules	Glossy Titanium	GW16804	1/12

CHARACTERISTICS: support included. Ergonomic membrane in UV-resistant material. Snap closing system. Opening made easy by wide key.

APPLICATIONS: for installation on rectangular flush-mounting boxes.

NOTES: degree of protection IP55 with closed lid and with installation on smooth, waterproof walls without grooves (smooth tiles, marble).



GW 16 702 TB

WATERTIGHT PLATES - INTERNATIONAL STANDARD - IP55

Code	Description	Colour	Included support	Pack / Carton
GW16702TB	2 modules	Glossy white	GW16822	1/24
GW16702TN	2 modules	Glossy black	GW16822	1/12
GW16702VT	2 modules	Glossy Titanium	GW16822	1/12

CHARACTERISTICS: support included. Ergonomic membrane in UV-resistant material. Snap closing system. Opening made easy by wide key.

APPLICATIONS: for installation on round/square flush-mounting boxes.

NOTES: degree of protection IP55 with closed lid and with installation on smooth, waterproof walls without grooves (smooth tiles, marble).

PLATES FOR PROFILES



GW 16 711 TB

SELF-SUPPORTING PLATES FOR PROFILES AND PANELS



Code	Description	Colour Plate	Characteristics	Pack / Carton
GW16711TB	1 module	Glossy white	Halogen free	1/48
GW16712TB	2 modules	Glossy white	Halogen free	1/24
GW16711TN	1 module	Glossy black	Halogen free	1/24
GW16712TN	2 modules	Glossy black	Halogen free	1/24
GW16711VT	1 module	Glossy Titanium	Halogen free	1/12
GW16712VT	2 modules	Glossy Titanium	Halogen free	1/12

CHARACTERISTICS: complete with insulating box and supports. Diameter for cable input max. 10mm.

NOTES: the insulating box is equipped with a tug-proof cable fastener device and a corrugated conduit fastener device.

BLANK PLATES



GW 16 723 TB

BLANK PLATES



Code	Description	Colour	For support codes	Characteristics	Pack / Carton
GW16723TB	3 modules	Glossy white	GW16802, GW16803, GW16803N	Halogen free	1/24
GW16724TB	4 modules	Glossy white	GW16804, GW16804N	Halogen free	1/24
GW16723TN	3 modules	Glossy black	GW16802, GW16803, GW16803N	Halogen free	1/12
GW16724TN	4 modules	Glossy black	GW16804, GW16804N	Halogen free	1/12

CHARACTERISTICS: support not included for installation on rectangular boxes.

FREE-STANDING AND WALL-MOUNTING ENCLOSURES



GW 16 854

FREE-STANDING AND WALL-MOUNTING ENCLOSURES FOR ONE PLATES

Code	Description	Colour	Support	Outer dim. LxHxD (mm)	Pack / Carton
GW16856	6 modules	Satin White	GW16806	181x90x69	1/15
GW16866	6 modules	Satin black	GW16806	181x90x69	1/15

CHARACTERISTICS: support and plate not included. Use ONE plates (interchangeability with the entire colour range of plates).

Diameter for cable input max. 10mm.

NOTES: cable gland and safety cable fastener included. For wall-mounting, use wall plugs with a countersunk head, max Ø 3.5mm.

BOXES, ENCLOSURES AND SUPPORTS

WALL-MOUNTING BOXES



GW 16 743


WALL-MOUNTING BOXES FOR MINI-TRUNKING AND TRUNKING USED AS SKIRTING FOR ONE PLATES



Code	Description	Support	Outer dim. LxHxD (mm)	Characteristics	Pack / Carton
Colour: Satin White					
GW16743	3 modules	GW16803	118x90x46	Halogen free	3/60
GW16744	4 modules	GW16804	140x90x46	Halogen free	1/30
Colour: Satin black					
GW16773	3 modules	GW16803	118x90x46	Halogen free	3/30
GW16774	4 modules	GW16804	140x90x46	Halogen free	1/30

CHARACTERISTICS: support and plate not included. Use ONE plates (interchangeability with the entire colour range of plates). Pre-arranged for mini-trunking with dimensions BxH (mm): 15x8, 15x10, 22x10, 30x15.

NOTES: fitted for fixing the earth terminal GW26407.



GW 16 752

WALL-MOUNTING BOXES FOR MINI-TRUNKING AND TRUNKING USED AS SKIRTING FOR ONE INTERNATIONAL PLATES



Code	Description	Type	Support	Outer dim. LxHxD (mm)	Characteristics	Pack / Carton
Colour: Satin White						
GW16752	2 modules	-	GW16822	90x90x46	Halogen free	1/30
GW16753	2+2 modules	Horizontal	GW16822	161x90x46	Halogen free	1/15
GW16754	2+2 modules	Vertical	GW16822	90x161x46	Halogen free	1/15
Colour: Satin black						
GW16782	2 modules	-	GW16822	90x90x46	Halogen free	1/30
GW16783	2+2 modules	Horizontal	GW16822	161x90x46	Halogen free	1/15
GW16784	2+2 modules	Vertical	GW16822	90x161x46	Halogen free	1/15

CHARACTERISTICS: support and plate not included. Use ONE International plates (interchangeability with the entire colour range of the plates).

Pre-arranged for mini-trunking with dimensions BxH (mm): 15x15, 20x20, 22x10, 30x10, 30x15, 35x15, 45x15.

GW16754 and GW16784 to be used together with plates with a centre distance of 71mm.

GW16752 - GW16782 supplied with 2 fixing screws. GW16753 - GW16754 - GW16783 - GW16784 supplied with 6 fixing screws.

NOTES: fitted for fixing the earth terminal GW26407.

ENCLOSURES FOR OUTDOORS



GW 16 503

SELF-SUPPORTING, EMPTY, PROTECTED ENCLOSURES - IP40

Code	Description	Colour	Outer dim. LxHxD (mm)	Pack / Carton
GW16504	4 modules	Grey RAL 7035	132x82x56	1/40

CHARACTERISTICS: fitted for fixing the earth terminal GW26407.

NOTES: not suitable for the installation of 1/2 module devices.



GW 16 513

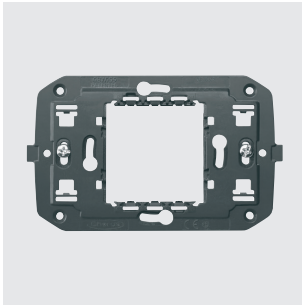
SELF-SUPPORTING, EMPTY, WATERTIGHT ENCLOSURES - IP55

Code	Description	Colour	Outer dim. LxHxD (mm)	Pack / Carton
GW16514	4 modules	Grey RAL 7035	132x82x69	1/30

CHARACTERISTICS: fitted for fixing the earth terminal GW26407. Ergonomic membrane, in UV-resistant material, Snap closing system.

NOTES: not suitable for the installation of 1/2 module devices.

SUPPORTS



GW 16 802


ITALIAN STANDARD SUPPORTS FOR ONE, GEO, EGO, LUX AND ICE PLATES



Code	Description	Fixing	Characteristics	Pack / Carton
GW16802DY01	2 modules	2 screws (included)	Halogen free	12/96
GW16803DY01	3 modules	2 screws (included)	Halogen free	12/96
GW16804DY01	4 modules	2 screws (included)	Halogen free	1/12
GW16806DY01	6 modules	4 screws (included)	Halogen free	1/12

CHARACTERISTICS: GW16802 predisposed for fixing on both rectangular 3-module boxes (centre distance 83.5mm) and round/square boxes (centre distance 60mm) equipped with fixing columns. To be completed with 2-module standard plates.

NOTES: GW16808 and GW16812 to be used with white or titanium colour ONE plates. GW16807N to be used with EGO plates.



GW 16 822

INTERNATIONAL STANDARD SUPPORTS FOR ONE, GEO, EGO, LUX PLATES



Code	Description	Fixing	Characteristics	Pack / Carton
GW16821DY01	2 modules	With fixing clutches	Halogen free	10/150
GW16822DY	2 modules	For screws (not included)	Halogen free	20/180

CHARACTERISTICS: GW16821 and GW16823 equipped with fixing clutches for installation on round boxes.

NOTES: GW16821 and GW16823 supports can be installed on single round boxes or in vertical composition.



GW 16 822 N

INTERNATIONAL STANDARD SUPPORTS FOR EGO SMART PLATES



Code	Description	Fixing	Characteristics	Pack / Carton
GW16821N	2 modules	With fixing clutches	Halogen free	20/120
GW16822N	2 modules	For screws (not included)	Halogen free	20/120

CHARACTERISTICS: GW16821N equipped with fixing clutches for installation on round boxes. Supports specifically for international standard EGO SMART plates; the supports are also compatible with the other ChoruSmart international standard plates, including ONE, GEO, LUX and EGO.

NOTES: GW16822N support can be installed on single round and square boxes or in a horizontal composition; the GW16821N support can be installed on single stand-alone round boxes.

ChoruSmart

Glossy white modular devices

The ChoruSmart modular devices allow you to create infinite combinations of devices and plates, thanks to a complete range that covers all design, functional and installation needs.

Colours and finishes: glossy white, bright and versatile.

Unlimited functions in compact spaces: the ChoruSmart range consists of button keys with 1/2, 1 and 2 rocker modules, to optimise space according to needs, and axial buttons in the EVO or SMART version, to meet the latest requirements.

Front coupling: front coupling allows the components to be assembled and released quickly and easily, with no need to remove the support, which is the same for all plates and boxes.



COMMAND - GLOSSY WHITE VERSION

COMMAND DEVICES - ROCKERS - SCREW TERMINALS



GW 10 001

ONE-WAY SWITCHES 1P - 250V AC

Code	Description	Button key	Rated power of 230V LED lamps	Pack / Carton
No. modules: 1				
GW10001DY	1P - 16AX	Neutral	200 W	20/320
No. modules: 1/2				
GW10021DY	1P - 10AX	Neutral	100 W	20/160
No. modules: 2				
GW10031DY01	1P - 16AX	Neutral	200 W	10/60

CHARACTERISTICS: the illuminable articles use LED signalling units, not included.



GW 10 004

ONE-WAY SWITCHES 2P - 250V AC

Code	Description	Button key	Symbol	Rated power of 230V LED lamps	Pack / Carton
No. modules: 1					
GW10004DY	2P - 16 AX	Neutral	0/1	200 W	20/320
GW10006	2P - 10AX	With key	0/1	100 W	1/12

CHARACTERISTICS: the illuminable articles use LED signalling units, not included.

NOTES: GW10006 equipped with 2 keys. Key extractable in both positions. Spare keys: GW20901.




GW 10 051

TWO-WAY SWITCHES 1P - 250V AC

Code	Description	Button key	Rated power of 230V LED lamps	Pack / Carton
No. modules: 1				
GW10051DY01	1P - 16AX	Neutral	200 W	10/100
GW10054	1P - 10AX	With key	100 W	1/12
No. modules: 1/2				
GW10061DY	1P - 10AX	Neutral	100 W	20/160
No. modules: 2				
GW10071DY01	1P - 16AX	Neutral	200 W	10/60

CHARACTERISTICS: the illuminable articles use LED signalling units, not included.

NOTES: GW10054 equipped with 2 keys. Key extractable in both positions. Spare keys: GW20901.



GW 10 091

INTERMEDIATE SWITCHES 1P - 250V AC

Code	Description	Button key	Rated power of 230V LED lamps	Pack / Carton
No. modules: 1				
GW10091DY01	1P - 16AX	Neutral	200 W	10/100
No. modules: 2				
GW10101DY	1P - 16AX	Neutral	200 W	20/120

CHARACTERISTICS: the illuminable articles use LED signalling units, not included.



GW 10 121

THREE-WAY SWITCHES 1P - 250V AC

Code	Description	Button key	Symbol	Rated power of 230V LED lamps	Pack / Carton
No. modules: 1					
GW10121DY	1P - 10AX	Neutral	UP - DOWN	100 W	20/320

CHARACTERISTICS: three standing positions. Both contacts are open in the central position (OFF).

APPLICATIONS: command of circuits requiring an interlock (e.g. operating motorised devices with direction reversal). 2-user selective control.



GW 10 131

PUSH-BUTTONS 1P - 250V AC

Code	Description	Button key	Symbol	Pack / Carton
No. modules: 1				
GW10131DY01	1P NO - 16A	Neutral	-	10/100
GW10136	1P NO - 16A	Pull-cord	-	1/12
GW10141DY	1P NO+NO - 16 A	Double	-	20/320
No. modules: 1/2				
GW10161DY	1P NO - 10A	Neutral	-	20/160
No. modules: 2				
GW10171DY	1P NO - 16A	Neutral	-	20/120
GW10173DY	1P NO - 16A illuminable	With replaceable neutral lens	-	20/120

CHARACTERISTICS: the illuminable articles use LED signalling units, not included.

GW10136 Cord in insulating material, 140cm long, with red knob.

GW10140 Button with mechanical interlock. Both contacts are open in the central position (OFF); advisable for activating motorised devices with direction reversal (e.g. roller-shutters, curtains, etc.).

GW10141 independent push-buttons that can also be activated simultaneously.



GW 10 134

PUSH-BUTTONS 2P - 250V AC

Code	Description	Button key	Symbol	Pack / Carton
No. modules: 1				
GW10145	2P NO - 10A	With key	-	1/12

CHARACTERISTICS: the illuminable articles use LED signalling units, not included.

NOTES: GW10145 equipped with 2 keys. Spare keys: GW30912.



GW 10 191

PUSH-BUTTONS 1P WITH ILLUMINATED NAME PLATE - 250V AC

Code	Description	Lamp voltage	Lamp	Lamp power	Pack / Carton
No. modules: 2					
GW10191DY	1P NO - 10A	12-24V ac/dc	Cartridge lamp S6x36 mm (not included)	2 W	20/120
No. modules: 3					
GW10192DY	1P NO - 10A	12-24V ac/dc	Cartridge lamp S6x36 mm	2 W	20/120

CHARACTERISTICS: lamp not included.

SOFT-CLICK, ROCKER ELECTRONIC PUSH BUTTONS



GW 10 915

UNIVERSAL SOFT-CLICK ELECTRONIC PUSH-BUTTON

Code	Type of contact	Button key	Type of use	No. modules	Pack / Carton
GW10915	1NO/NC 4A (AC1) 230 V ac - Potential-free Neutral		Relay, dimmer, bus contacts interfaces	1	1/12

CHARACTERISTICS: push-button suitable for connection of KNX BUS contacts interfaces, or the command of bistable relays, electronic one-way switches for heavy duty loads, or dimmers with a remote control input.



GW 10 912

BACKLIT SOFT-CLICK ELECTRONIC PUSH-BUTTON

Code	Supply voltage	Type of contact	Button key	Type of use	Pack / Carton
GW10912	230 V ac - 50/60 Hz	1NO 4A (AC1) 230 V ac	With diffuser	Relay, dimmer	1/12

CHARACTERISTICS: push-button for controlling latching relays, electronic switches for heavy duty loads, or dimmers with a remote control input. Equipped with amber localisation LED.




GW 10 913

BACKLIT SOFT-CLICK ELECTRONIC PUSH-BUTTONS FOR BUS INPUTS

Code	Type of contact	Button key	Type of use	Pack / Carton
No. modules: 1				
GW10913	1NO - Potential-free	With diffuser	Bus contacts interfaces	1/12
GW10916	1NO - Potential-free	With replaceable neutral lens	Bus contacts interfaces	1/12
No. modules: 2				
GW10917	1NO - Potential-free	With diffuser	Bus contacts interfaces	1/6
GW10918	1NO - Potential-free	With replaceable neutral lens	Bus contacts interfaces	1/6

CHARACTERISTICS: push-button for BUS inputs, suitable for KNX BUS contact interface connections. Equipped with 2-colour (amber/green) LED with colour selector (can be set up to work as a night-time localisation lamp or to indicate the load status).



GW 10 914

DOUBLE SOFT-CLICK ELECTRONIC PUSH-BUTTON

Code	Type of contact	Button key	Symbol	No. modules	Pack / Carton
GW10914	Dual, potential-free and with interlock	Neutral	UP - DOWN	1	1/12

CHARACTERISTICS: double push-button suitable for connecting KNX BUS contact interfaces or electronic control panels for moving roller shutters.

BLANKING MODULES AND CABLE OUTLET



GW 10 195

BLANKING MODULES

Code	Description	No. modules	Pack / Carton
GW10195DY	1 module	1	1/99
GW10197DY	1/2 module	1/2	20/160
GW10198	2 modules	2	1/48
GW10199	3 modules	3	1/48



GW 10 194

CABLE OUTLET

Code	Description	No. modules	Pack / Carton
GW10196	1 module	1	1/48

NOTES: GW10196 with anti-traction cable fastener device, cables min 6mm ø, max 10mm ø.
GW10194 with anti-traction cable fastener device, cables min 4mm ø, max 10mm ø. To be installed with the cable output downwards.

MOVEMENT DETECTORS



GW 10 594

MOVEMENT DETECTOR

Code	Supply voltage	Output contacts	Pack / Carton
GW10594	230V ac - 50/60 Hz	1NO 3 A (AC1) 230 V ac	1/4

CHARACTERISTICS: adjustment of the intervention duration 15 sec - 10 min. Light sensitive threshold adjustment - min. 10 lux - max. inhibited. Suitable for commanding halogen lamps/ resistive loads: 700 W, incandescent lamps: 450 W, low voltage halogen lamps (12 V) controlled by toroidal or electronic transformers: 450 W, uncompensated fluorescent lamps: 2x58 W, motors and gear motors: 400 VA, LED loads: 60 W (max. 10 lamps). Not suitable for compensated fluorescent lamps, for discharge lamps and for all loads not indicated that must be commanded using a support relay.

APPLICATIONS: Energy-saving: command of the lighting of rooms and areas only when people pass through. Comfort and safety: automatic command of circuits without needing to activate one-way switches.

NOTES: do not install the product in watertight plates: the lid membrane does not allow the detector lens to work correctly. Detection beam angle 120°, depth of detection max 8 metres.



GW 10 595

CEILING-MOUNTED PRESENCE DETECTOR

Code	Supply voltage	Installation height (m)	Light sensor	Dimensions HxØ (mm)	Pack / Carton
GW10595	220/240 V ac - 50/60 Hz	From 2,2 to 6	< 3 ÷ 2000 Lux	44x111,5	1

CHARACTERISTICS: presence sensor, sensing range: 360° circle (max. diameter 18 metres); installable with fixing springs on a surface-mounted or recessed box. Suitable for the control of incandescent/halogen lamps: 1000W, LED lamps : 200W (4 / 23 W - max. 8 lamps).

NOTE: equipped with a surface-mount box capable of holding sensors from IP20 to IP44.

RELAY



GW10724

RELAY - 230V AC 50/60HZ

Code	Type	No. of poles	Output contacts	Coil	Pack / Carton
No. modules: 1					
GW10721	Latching relay	1P	10 AX 250V ac	230V ac - 50/60 Hz	1/12
GW10724	Monostable relay	1P	1NO/NC 10A(AC1)/2A(AC15)250V ac	230V ac - 50/60 Hz	1/12

CHARACTERISTICS: GW10721 suitable for commanding incandescent/halogen lamps: 1000 W, fluorescent tubes with electronic ballast: 400 W, fluorescent tubes with electromechanical ballast: 360 W, compact fluorescent lamps (CFL): 200 W, LED lamps (230V ac): 200 W, low voltage halogen or LED lamps with electronic ballast: 200 W, low voltage halogen or LED lamps with electromechanical ballast: 400 W.

APPLICATIONS: GW10721 command of lighting devices from more than one point, by means of remote NO push-buttons.

GW10721 motor function/stop commands (extractors, air agitators, etc.).

GW10724 as an auxiliary element for commanding special loads, for distance signalling, for electrical separation between the command and use circuits.



GW10726

CALL RELAY - 12V AC/DC

Code	Supply voltage	No. of poles	Output contacts	No. modules	Pack / Carton
GW10726	12V ac/dc	1P	1NO/NC 12 V (max. 1A)	1	1/12

CHARACTERISTICS: inlets for remote NO push-buttons for alarms (e.g. GW10136) and alarm reset (e.g. GW10145), green LED for alarm status signalling.

HOTEL COMPONENTS - GLOSSY WHITE VERSION

BADGE SWITCH



GW10039

BADGE SWITCH

Code	Description	For badge card max. width	Rated power of 230V LED lamps	No. modules	Pack / Carton
GW10039	1P NO - 16 AX illuminable	54 mm	200 W	2	1/6

CHARACTERISTICS: the product can be fitted directly in 2-module plates; with plates of a greater modularity, you are advised to use 2 blanking modules for a 1/2 module (one on the right and one on the left).

APPLICATIONS: activation of circuits and services in hotel rooms (e.g. lights, air-conditioner, fridge-bar), indication of room occupied (with badge inserted)

NOTES: badges not included. The article uses LED signalling units, not included.

INDICATOR LIGHT DEVICE



GW10736

DOUBLE INDICATOR LAMP

Code	Diffuser colour	Symbol	No. modules	Pack / Carton
GW10736	Opal diffuser	DND+MUR	1	1/24

CHARACTERISTICS: LED signalling units not included.

POWER - GLOSSY WHITE VERSION

SOCKET-OUTLETS - ITALIAN/GERMAN STANDARD



GW 10 203

ITALIAN STANDARD SOCKET-OUTLETS - 250V AC

Code	Description	Socket-out type	For plug pins	No. modules	Pack / Carton
GW10201DY	2P+E - 10A	P11	Ø 4 mm	1	20/320
GW10203DY01	2P+E - 16 A Dual amperage	P11-P17	Ø 4 / 5 mm	1	10/100

CHARACTERISTICS: with safety shields.



GW 10 204

ITALIAN/GERMAN STANDARD SOCKET-OUTLETS - 250V AC

Code	Description	Earth pit	Socket-out type	For plug pins	No. modules	Pack / Carton
GW10204DY	2P+E - 16 A Dual amperage	Side and central	P40	Ø 4 / 4.8 / 5 mm	2	20/120

CHARACTERISTICS: with safety shields.

SOCKET-OUTLETS FOR DEDICATED LINES - ITALIAN/GERMAN STANDARD




GW 10 213

ITALIAN STANDARD SOCKET-OUTLET FOR DEDICATED LINES - 250V AC

Code	Description	Colour	Socket-out type	For plug pins	No. modules	Pack / Carton
GW10213DY	2P+E - 16 A Dual amperage	Red	P11-P17	Ø 4 / 5 mm	1	20/320

CHARACTERISTICS: with safety shields.



GW 10 214

ITALIAN/GERMAN STANDARD SOCKET-OUTLET FOR DEDICATED LINES - 250V AC

Code	Description	Colour	Socket-out type	For plug pins	No. modules	Pack / Carton
GW10214DY	2P+E - 16 A Dual amperage illuminable	Red	P40	Ø 4 / 4.8 / 5 mm	2	20/120

CHARACTERISTICS: with safety shields. Pit of side and central earth contacts. Pre-arranged for housing LED signalling units, not included.

APPLICATIONS: possibility to indicate presence of auxiliary network.

SOCKET-OUTLETS - GERMAN STANDARD



GW 10 241

GERMAN STANDARD SOCKET-OUTLET - 250V AC

Code	Description	For plug pins	No. modules	Pack / Carton
GW10241DY01	2P+E - 16A	Ø 4.8 mm	2	10/60

CHARACTERISTICS: with safety shields.



GW 10 242

GERMAN STANDARD SOCKET-OUTLET WITH LID IP40 - 250 V AC

Code	Description	For plug pins	No. modules	Pack / Carton
GW10242DY	2P+E - 16A	Ø 4.8 mm	2	10/60

CHARACTERISTICS: with safety shields. Equipped with a transparent rigid cover with a glossy finish. IP40 degree of protection with the cover closed.

INTERLOCKED SWITCHED SOCKET-OUTLETS



GW 10 311

INTERLOCKED SWITCHED SOCKET-OUTLETS WITH MINIATURE CIRCUIT BREAKER - 230V AC

Code	Description	Socket-out type	Miniature circuit breakers	Breaking capacity	No. modules	Pack / Carton
GW10311	2P+E - 16A	P17-P11	1P+N 16A	3 kA	2	1/6
GW10312	2P+E - 16A	P40	1P+N 16A	3 kA	3	1/4

CHARACTERISTICS: Interlocked switched socket-outlets with automatic miniature circuit breaker (C characteristic). Pits under tension only with plug inserted.

APPLICATIONS: suitable for installation in the system terminations to protect the load.



GW 10 321

INTERLOCKED SWITCHED SOCKET-OUTLETS WITH RESIDUAL MINIATURE CIRCUIT BREAKER - 230V AC

Code	Description	Socket-out type	Miniature circuit breakers	Breaking capacity	I _{dn}	No. modules	Pack / Carton
GW10321	2P+E - 16A	P17-P11	1P+N 16A	3 kA	10 mA	3	1/4
GW10322	2P+E - 16A	P40	1P+N 16A	3 kA	10 mA	4	1/2

CHARACTERISTICS: Interlocked switched socket-outlets with automatic miniature circuit breaker (C characteristic) and residual current circuit breaker (type A). Pits under tension only with plug inserted.

APPLICATIONS: suitable for installation in the system terminations to protect the load.

SHAVER SOCKET-OUTLET



GW 10 331


EURO-AMERICAN STANDARD SHAVER SOCKET-OUTLET WITH INSULATION TRANSFORMER

Code	Supply voltage	For plug pins	Selectable output voltage	Maximum power	No. modules	Pack / Carton
GW10331	230 V ac - 50/60 Hz	Ø 4 / 5 - 6.3x1.5 mm	120-230V ac	20 VA	3	1/2

CHARACTERISTICS: the socket-outlet is equipped with a self-protection device against overloading.
The output voltage should be selected correctly, consulting the rating of the user device before inserting the plug.
The relevant indicator LED allows the chosen voltage to be clearly seen.
NOTES: not suitable for installation in wall-mounting boxes or free-standing containers.

DATA - GLOSSY WHITE VERSION

TV-SAT SOCKETS



GW 10 361

COAXIAL TV SOCKETS (5-2400 MHZ), CLASS A SHIELDING - MALE IEC CONNECTOR Ø 9.5 MM

Code	Description	Attenuation	No. modules	Pack / Carton
GW10361	Direct	0 dB	1	1/48
GW10361DY	Direct	0 dB	1	10/100
GW10362	Through wiring	5 dB	1	1/24
GW10362DY	Through wiring	5 dB	1	10/100
GW10363	Through wiring	10 dB	1	1/24

CHARACTERISTICS: GW10361 allows the passage of voltage/current of remote power supply and/or control signals towards the user port (max 24V - 500 mA).
GW20277 in combination with feedthrough socket-outlets allows you to make terminal socket-outlets.
APPLICATIONS: Socket-outlets suitable for return channel.
NOTES: the TV 5dB GW10362 coaxial socket-outlet is defined with conditional use: it is a special feedthrough socket-outlet, and must be used as such, with the only difference that the user port (socket-outlet towards the user device) must always be closed with a 75-Ohm load. (TV, VCR, SAT receiver or 75-Ohm termination)



GW 10 371

COAXIAL TV-SAT SOCKETS (5-2400 MHZ), CLASS A SHIELDING - FEMALE F CONNECTOR

Code	Description	Attenuation	No. modules	Pack / Carton
GW10371	Direct	0 dB	1	1/48
GW10372	Through wiring	5 dB	1	1/24
GW10373	Through wiring	10 dB	1	1/24

CHARACTERISTICS: GW10371 allows the passage of voltage/current of remote power supply and/or control signals towards the user port (max 24V - 500 mA).
GW20277 in combination with feedthrough socket-outlets allows you to make terminal socket-outlets.
APPLICATIONS: Socket-outlets suitable for return channel.
NOTES: the TV-SAT 5dB GW10372 coaxial socket-outlet is defined with conditional use: it is a special feedthrough socket-outlet, and must be used as such, with the only difference that the user port (socket-outlet towards the user device) must always be closed with a 75-Ohm load (TV, VCR, SAT receiver or 75-Ohm termination).



GW 10 382

TV-FM-SAT SOCKETS

Code	Connectors	Description	Attenuation	No. modules	Pack / Carton
GW10381	TV-FM	Direct	0 dB	2	1/24
GW10382	TV-FM-SAT	Direct	0 dB	2	1/24
GW10383	TV-SAT	Direct	0 dB	2	1/24

CHARACTERISTICS: TV-FM direct co-axial socket-outlet GW10381: male IEC-type TV connector ø 9.5mm, female IEC-type FM connector ø 9.5mm.
TV-FM-SAT direct co-axial socket-outlet GW10382: male IEC-type TV connector ø 9.5mm, female IEC-type FM connector ø 9.5mm, female F-type SAT connector.
TV-SAT direct co-axial socket-outlet GW10383: male IEC-type TV connector ø 9.5mm, female F-type SAT connector.
NOTES: demixed socket-outlets with input for co-axial cable Ø 5mm or 7mm.



GW 10 367

COAXIAL TV SOCKETS (5-2400 MHZ), CLASS A SHIELDING - MALE IEC CONNECTOR Ø 9.5MM

Code	Description	Attenuation	No. modules	Pack / Carton
GW10367	Direct	0 dB	2	1/24

CHARACTERISTICS: allows the passage of voltage/current of remote power supply and/or control signals towards the user port (max 24V - 500 mA).

APPLICATIONS: socket-outlets suitable for return channel.




GW 10 377

COAXIAL TV-SAT SOCKETS (5-2400 MHZ), CLASS A SHIELDING - FEMALE F CONNECTOR

Code	Description	Attenuation	No. modules	Pack / Carton
GW10377	Direct	0 dB	2	1/24

CHARACTERISTICS: allows the passage of voltage/current of remote power supply and/or control signals towards the user port (max 24V - 500 mA).

APPLICATIONS: socket-outlets suitable for return channel.



GW 10 386

COVERS FOR TV-SAT-R ANTENNA SOCKETS

Code	Description	No. holes	Pack / Carton
GW10386	For TV-R base	2	1/24
GW10387	For TV/R-SAT base	2	1/24

APPLICATIONS: suitable for integration on the Chorus range of TV-SAT-R standard bases available on the market.

ACCESSORIES SUPPLIED: fixing screws.

TELEPHONE SOCKETS



GW 10 401

RJ11 TELEPHONE SOCKETS

Code	Description	Connection	No. modules	Pack / Carton
GW10401	RJ11	Screw-on terminals	1	1/24

APPLICATIONS: telephone, telefax, modem.



GW 10 409

RJ11 TELEPHONE SOCKET

Code	Description	Connection	No. modules	Pack / Carton
GW10409	RJ11	Screw-on terminals	2	1/24

APPLICATIONS: telephone, telefax, modem.



GW 10 406

BRITISH STANDARD TELEPHONE SOCKET

Code	Description	Connection	No. modules	Pack / Carton
GW10406	6 contacts	Screw-on terminals	1	1/24

DATA SOCKETS



GW 10 421

RJ45 SOCKETS

Code	Description	Number pairs	Use category	Cables	Connection	No. modules	Pack / Carton
GW10421	RJ45	4	5e	UTP	Toolless	1	1/24
GW10421DY	RJ45	4	5e	UTP	Toolless	1	10/100
GW10422	RJ45	4	5e	FTP	Toolless	1	1/24
GW10423	RJ45	4	6	UTP	Toolless	1	1/24
GW10424	RJ45	4	6	FTP	Toolless	1	1/24

APPLICATIONS: LANs up to 100MHz (e.g. Ethernet, Token Ring networks) for cat. 5e; LANs up to 250MHz (e.g. Videoconference systems, CCTV) for cat. 6.

NOTES: circuit identification label included.




GW 10 431

ADAPTERS FOR HOUSING DATA CONNECTORS

Code	Compatibility	No. modules	Pack / Carton
GW10431	AMP / Keystone Jack	1	1/48
GW10438	SYSTEMAX COMMSCOPE	1	1/48

NOTES: with regard to the technological developments and dimensional variants introduced by connector manufacturers, you are advised to check in advance the full compatibility between the connector and the GEWISS adapter.

AUDIO AND VIDEO SOCKETS



GW 10 453

AUDIO AND VIDEO SOCKETS

Code	Description	No. modules	Pack / Carton
GW10453	Double RCA	1	1/24
GW10454	For loudspeaker	1	1/24
GW10458	Speaker socket	1	1/24

CHARACTERISTICS: GW10453 double RCA stud connector, red and white, weld-in connection.

GW10454 welding connection. GW10458 front access terminals for inserting 1.5 mm² rigid wires, insulator punching rear connection suitable for cables AWG24 or max 0.25mm².

USB AND HDMI COUPLERS AND SOCKETS



GW 10 459

USB SOCKETS

Code	Description	No. modules	Pack / Carton
GW10459	USB socket-outlet	1	1/24

CHARACTERISTICS: A-type USB 2.0 female connector, with screw terminals on the back.



GW 38 056

USB AND HDMI COUPLERS

Code	Description	Type	Compatibility	Pack / Carton
GW38056	HDMI coupler	Female/Female	Keystone Jack	1/48
GW38057	USB coupler	Female/Female - A type	Keystone Jack	1/48

NOTES: for adapters designed to house data connectors (ChoruSmart, System and Playbus) with Keystone Jack type coupling and permutation panels.

USB CHARGERS



GW 10 449

USB POWER SUPPLY FOR ELECTRONIC DEVICES

Code	Supply voltage	Output voltage	Max current supplied	Type of port	No. modules	Pack / Carton
GW10449	100 ÷ 240 V ac - 50/60 Hz	5V dc	3 A	A+C	1	1/10

CHARACTERISTICS: suitable for recharging a single electronic device (e.g. tablet) or two devices simultaneously (e.g. a tablet and smartphone). The division of the current delivered to the two outputs depends on the state of charge of the connected devices.

PROTECTION - GLOSSY WHITE VERSION

MINIATURE CIRCUIT BREAKERS



GW 10 463

MCB - MINIATURE CIRCUIT BREAKERS - C CHARACTERISTIC - 230V AC

Code	Description	Rated current (A)	Breaking capacity	No. modules	Pack / Carton
GW10461	Single pole (1P)	6	3 kA	1	1/12
GW10462	Single pole (1P)	10	3 kA	1	1/12
GW10463	Single pole (1P)	16	3 kA	1	1/12
GW10466	Two-pole (1P+N)	6	3 kA	1	1/12
GW10467	Two-pole (1P+N)	10	3 kA	1	1/12
GW10468	Two-pole (1P+N)	16	3 kA	1	1/12



GW 10 488

RCBO - RESIDUAL CURRENT BREAKERS WITH OVERCURRENT PROTECTION - C CHARACTERISTIC - CLASS A - 230V AC - 50/60 HZ

Code	Description	Rated current (A)	Breaking capacity	I _{Δn}	No. modules	Pack / Carton
GW10482	Two-pole (1P+N)	6	3 kA	10 mA	2	1/6
GW10483	Two-pole (1P+N)	6	3 kA	30 mA	2	1/6
GW10485	Two-pole (1P+N)	10	3 kA	10 mA	2	1/6
GW10486	Two-pole (1P+N)	10	3 kA	30 mA	2	1/6
GW10488	Two-pole (1P+N)	16	3 kA	10 mA	2	1/6
GW10489	Two-pole (1P+N)	16	3 kA	30 mA	2	1/6

PROTECTION DEVICES



GW 10 491

FUSE HOLDER - 250V AC

Code	Rated current (A)	Fuse type	No. modules	Pack / Carton
GW10491	16	Ø 6.3x32 mm	1	1/12

CHARACTERISTICS: fuse not included.



GW 10 492

SURGE PROTECTION DEVICE - 230V AC

Code	U _c	U _p	No. modules	Pack / Carton
GW10492	275 V ac 50/60Hz	1 kV	1	1/12

CHARACTERISTICS: green LED for status signalling.

APPLICATIONS: protection of electronic devices (TV, HI-FI, computer, etc.) from overvoltage (resulting from atmospheric conditions or manoeuvres) that could be channelled from the power supply lines.

INDICATOR - GLOSSY WHITE VERSION

INDICATOR LIGHT DEVICES



GW 10 622

SINGLE INDICATOR LAMPS - 1 MODULE

Code	Diffuser colour	Colour meaning	No. modules	Pack / Carton
GW10621	Opal diffuser	Neutral	1	1/24
GW10622	Green	Safety	1	1/24
GW10623	Red	Danger	1	1/24
GW10624	Amber	Attention	1	1/24

CHARACTERISTICS: LED signalling units, not included.

APPLICATIONS: the meaning of the diffusers refers to the recommendations of standard EN60073 with regard to the use of the colours in indicator lights.



GW 10 629

DOUBLE INDICATOR LAMPS - 1 MODULE

Code	Diffuser colour	No. modules	Pack / Carton
GW10628	Opal diffuser	1	1/24
GW10629	Red/green	1	1/24

CHARACTERISTICS: LED signalling units, not included.

APPLICATIONS: the meaning of the diffusers refers to the recommendations of standard EN60073 with regard to the use of the colours in indicator lights.



GW 10 633

PROTRUDING INDICATOR LAMPS - 2 MODULES

Code	Supply voltage	Diffuser colour	Lamp	No. modules	Pack / Carton
GW10631	12V ac/dc - 230V ac 50/60 Hz	Opal diffuser	White LED	2	1/24
GW10632	12V ac/dc - 230V ac 50/60 Hz	Green	White LED	2	1/24
GW10633	12V ac/dc - 230V ac 50/60 Hz	Red	White LED	2	1/24
GW10634	12V ac/dc - 230V ac 50/60 Hz	Amber	White LED	2	1/24

CHARACTERISTICS: highly efficient white LED, powered at 12V ac/dc - 230V ac with double power supply inlet.

APPLICATIONS: suitable for special applications such as the signalling of calls from hospital wards.

NOTES: complete with lamp.



GW 10 656

STAIR RISER LAMP

Code	Supply voltage	Diffuser colour	Lamp	No. modules	Pack / Carton
GW10651	12V ac/dc - 230V ac 50/60 Hz	Opal diffuser	White LED	2	1/24
GW10656	12V ac/dc - 230V ac 50/60 Hz	Opal diffuser	White LED	4	1/2

CHARACTERISTICS: highly efficient white LED, powered at 12V ac/dc - 230V ac with double power supply inlet.

ANTI BLACK-OUT AND EMERGENCY LAMPS



GW 10 661

EXTRACTABLE ANTI BLACK-OUT LAMP

Code	Supply voltage	Power supply batteries	Minimum autonomy	Lamp	Pack / Carton
GW10661	230 V ac - 50/60 Hz	Ni - Mh	2 h	White LED	1/6

CHARACTERISTICS: equipped with a 3-position selector on the front panel, for anti black-out inhibition and night functioning.

To be inserted in any socket-outlet of the Italian, German or French type. Highly efficient, white LED lamp.



GW 10 662

ANTI BLACK-OUT LAMP

Code	Supply voltage	Power supply batteries	Minimum autonomy	Lamp	No. modules	Pack / Carton
GW10662	230 V ac - 50/60 Hz	Ni - Mh	1 h	White LED	1	1/12

CHARACTERISTICS: green LED for the presence of mains voltage signalling. Highly efficient, white LED lamp.



GW10 663

AUTONOMOUS EMERGENCY LAMPS

Code	Supply voltage	Power supply batteries	Minimum autonomy	Lamp	No. modules	Pack / Carton
GW10663	230 V ac - 50/60 Hz	Ni - Mh	1 h	White LED	2	1/6
GW10666	230 V ac - 50/60 Hz	Ni - Mh	1 h	White LED	4	1/2

CHARACTERISTICS: green mains presence signal LED. Highly efficient, white LED lamps.

APPLICATIONS: compliant with standards EN60598-2-22.

ACOUSTIC SIGNALLING DEVICES


GW10 601

RINGERS

Code	Supply voltage	Max power consumption	Sound intensity	No. modules	Pack / Carton
GW10601	12V ac - 50 Hz	8 VA	80 dB (at 1 m)	1	1/24
GW10602	230V ac - 50 Hz	8 VA	80 dB (at 1 m)	1	1/24

CHARACTERISTICS: for intermittent use (5 sec. ON / 15 sec. OFF).



GW10 606

BUZZERS

Code	Supply voltage	Max power consumption	Sound intensity	No. modules	Pack / Carton
GW10606	12V ac - 50 Hz	8 VA	70 dB (at 1 m)	1	1/24
GW10607	230V ac - 50 Hz	8 VA	70 dB (at 1 m)	1	1/24

CHARACTERISTICS: for intermittent use (5 sec. ON / 15 sec. OFF).



GW10 611

THREE TONE RINGER AND THREE INDEPENDENT INPUTS

Code	Supply voltage	Max power consumption	Sound intensity	No. modules	Pack / Carton
GW10611	12V ac/dc	3 VA	80 dB (at 1 m)	2	1/6
GW10612	230V ac - 50 Hz	6 VA	80 dB (at 1 m)	2	1/6

CHARACTERISTICS: for continuous use. Three tones (alarm, ring and two-tone) with adjustable sound intensity.

APPLICATIONS: it is possible to combine the outdoor call, indoor call and alarm functions with one single device.

ENERGY, TEMPERATURE AND COMFORT MANAGEMENT - GLOSSY WHITE VERSION

TIMER DEVICES



GW 10 581

ELECTRONIC DAILY/WEEKLY TIMER, 1-CHANNEL

Code	Supply voltage	Output contacts	No. modules	Pack / Carton
GW10581	230 V ac - 50/60 Hz	1NO/NC 8A(AC1)/4A(AC15) 250V ac	2	1/2

CHARACTERISTICS: with rechargeable buffer battery to guarantee the updating of the calendar (date, day, time) in the event of a blackout.

TEMPERATURE CONTROL DEVICES



GW 10 703

TIMED THERMOSTAT - DAILY/WEEKLY PROGRAMMING

Code	Supply voltage	Temperature adjustment	Output contacts	No. modules	Pack / Carton
GW10703	230 V ac - 50/60 Hz	From +5°C to +40°C	1NO/NC 5A(AC1)/2A(AC15) 250V ac	2	1/2

CHARACTERISTICS: with rechargeable buffer battery to guarantee the updating of the calendar (date, day, time) in the event of a blackout.



GW 10 705

THERMOSTAT

Code	Supply voltage	Temperature adjustment	Output contacts	No. modules	Pack / Carton
GW10705	230 V ac - 50/60 Hz	From +5°C to +35°C	1NO / NC 8A(AC1) 250V ac	2	1/2

CHARACTERISTICS: choice of working mode by means of selector located on the front: summer (air-conditioner), OFF, winter (boiler). Two-colour front LED to signal the output status (open/closed contact). The lighting up of the LED also indicates mains presence.

DIMMER



GW 10 575

UNIVERSAL ROTATING ELECTRONIC REGULATOR

Code	Supply voltage	No. modules	Pack / Carton
GW10575	230V ac - 50 Hz	1	1/12

CHARACTERISTICS: suitable for dimming incandescent and halogen lamps 230 V ac (10-160 W); low-voltage halogen lamps (12 V ac) with electronic transformers (10-160 W) and LED lamps 230 V ac (4-160W), rotary control with 2-way switch. Equipped with amber-colour-red signalling LED. Can be operated without neutral connection.

NOTES: the installation of more than one dimmer side-by-side in a single container is not permitted. To avoid overheating, insert a blanking module between two dimmers. If installing two dimmers in the same box, the maximum loads that can be controlled by each dimmer must be reduced by 50%.



GW10 564

ROTATING ELECTRONIC REGULATORS FOR RESISTIVE/INDUCTIVE LOADS

Code	Supply voltage	Resistive load 230V ac	Inductive load 230V ac	No. modules	Pack / Carton
GW10564	230 V ac - 50/60 Hz	100 - 900 W	40 - 300 VA	1	1/12
GW10564DY	230 V ac - 50/60 Hz	100 - 900 W	40 - 300 VA	1	10/100
GW10567	230 V ac - 50/60 Hz	100 - 500 W	100 - 500 VA	1	1/12

CHARACTERISTICS: with signalling led orange. GW10567 rotary command with two-way switch.

GW10564 compliance with the EMC directive is only guaranteed by connecting the regulator to an LC filter with the following characteristics: L=1mH - 5A, C=0.15uF - 275V X2, according to the documentation provided with the product. Item designated solely for export to a limited number of countries outside of the European Union or countries applying to become part of the European Free Trade Area. Contact GEWISS Customer Service to check the product meets the regulations of the country concerned before importing it.

NOTES: to avoid overheating, the side by side installation of several products in a single container is not permitted; insert a blanking module between two electronic devices. If installing two regulators in the same box, the maximum loads that can be commanded by each regulator must be reduced by 50%.



GW10 568

ELECTRONIC REGULATOR WITH BUTTON FOR RESISTIVE/INDUCTIVE LOADS


Code	Supply voltage	Resistive load 230V ac	Inductive load 230V ac	No. modules	Pack / Carton
GW10568	230V ac - 50 Hz	60 - 500 W	60 - 500 VA	1	1/12

CHARACTERISTICS: possibility to command and regulate from remote control push-buttons with NO contact. With signalling led orange.

NOTES: to avoid overheating, the side by side installation of several products in a single container is not permitted; insert a blanking module between two electronic devices. If installing two regulators in the same box, the maximum loads that can be commanded by each regulator must be reduced by 50%.

ACCESSORIES

SIGNALLING UNITS




GW10 881

LED SIGNALLING UNITS - 230 V AC - 0.6 W

Code	Lamp voltage	Lamp power	Lamp	Light emitted	Cable Colour	Pack / Carton
GW10881DY	230 V ac - 50/60 Hz	0.6 W	LED	Blue	Blue	1/10
GW10882DY	230 V ac - 50/60 Hz	0.6 W	LED	White	White	1/10

NOTES: the LED signalling units are supplied with power supply cables (length 10 cm).



GW10 894


LED SIGNALLING UNITS - 12-24 V AC/DC - 0.6 W

Code	Lamp voltage	Lamp power	Lamp	Light emitted	Cable Colour	Pack / Carton
GW10894DY	12-24V ac/dc	0.6 W	LED	White	White	1/10

NOTES: the LED signalling units are supplied with power supply cables (length 10 cm).



ChoruSmart




Scan the QR Code and find out all the technical informations.

INNOVATIVE




ChoruSmart offers the best technologies for an aesthetic and functional experience suitable for every person. In particular, the new EVO axial and touch controls offer the ability to centralize the management of lights and shutters with an extremely simplified installation.

AESTHETIC VARIABILITY



The wide range of options for customising the devices, in terms of colour and modularity, ensures a vast choice of solutions. Six colourways are available: three with a satin finish and three with a glossy finish, for a perfect match between the devices and the plate.

SCALABLE



ChoruSmart began as a traditional domestic series, but with the addition of a few Connected Smart Home or Home&Building Pro elements, it can become smart and suitable for both renovations and new buildings. The combination of colours, materials, finishes and shapes offers something for every taste and need.

ChoruSmart

Satin white modular devices

The CHORUSMART modular devices make it possible to create infinite combination between devices and plates, thanks to a complete range that is able to satisfy all design, functional and installation requirements. Colours and finishes: satin white, distinctive and elegant.

Unlimited functions in reduced spaces: the ChoruSmart range consists of rocker button keys with 1/2, 1 and 2 modules, to optimise space as needed, and axial keys in EVO or SMART version, to satisfy even the most modern needs. Front coupling: the front coupling makes the component assembly and release operations simple and quick, enabling these to be completed without removing the support, unique for all the plates and fruits.



COMMAND - SATIN WHITE VERSION

COMMAND DEVICES - ROCKERS - SCREW TERMINALS



GW15 004

ONE-WAY SWITCHES 2P - 250V AC

Code	Description	Button key	Symbol	Rated power of 230V LED lamps	Pack / Carton
No. modules: 1					
GW15006	2P - 10AX	With key	0/1	100 W	1/12

CHARACTERISTICS: the illuminable articles use LED signalling units, not included.

NOTES: GW15006 equipped with 2 keys. Key extractable in both positions. Spare keys: GW20901.



GW15 051

TWO-WAY SWITCHES 1P - 250V AC

Code	Description	Button key	Rated power of 230V LED lamps	Pack / Carton
No. modules: 1				
GW15054	1P - 10AX	With key	100 W	1/12

CHARACTERISTICS: the illuminable articles use LED signalling units, not included.

NOTES: GW15054 equipped with 2 keys. Key extractable in both positions. Spare keys: GW20901.



GW15 131

PUSH-BUTTONS 1P - 250V AC


Code	Description	Button key	Symbol	Pack / Carton
No. modules: 1				
GW15136	1P NO - 16A	Pull-cord	-	1/12

CHARACTERISTICS: the illuminable articles use LED signalling units, not included.

GW15136 Cord in insulating material, 140cm long, with red knob.

GW15140 Button with mechanical interlock. Both contacts are open in the central position (OFF); advisable for activating motorised devices with direction reversal (e.g. roller-shutters, curtains, etc.).

GW15141 independent push-buttons that can also be activated simultaneously.



GW15 134

PUSH-BUTTONS 2P - 250V AC

Code	Description	Button key	Symbol	Pack / Carton
No. modules: 1				
GW15145	2P NO - 10A	With key	-	1/12

CHARACTERISTICS: the illuminable articles use LED signalling units, not included.

NOTES: GW15145 equipped with 2 keys. Spare keys: GW30912.

SOFT-CLICK, ROCKER ELECTRONIC PUSH BUTTONS



GW 15 915

UNIVERSAL SOFT-CLICK ELECTRONIC PUSH-BUTTON

Code	Type of contact	Button key	Type of use	No. modules	Pack / Carton
GW15915	1NO/NC 4A (AC1) 230 V ac - Potential-free Neutral		Relay, dimmer, bus contacts interfaces	1	1/12

CHARACTERISTICS: push-button suitable for connection of KNX BUS contacts interfaces, or the command of bistable relays, electronic one-way switches for heavy duty loads, or dimmers with a remote control input.



GW 15 912

BACKLIT SOFT-CLICK ELECTRONIC PUSH-BUTTON

Code	Supply voltage	Type of contact	Button key	Type of use	Pack / Carton
GW15912	230 V ac - 50/60 Hz	1NO 4A (AC1) 230 V ac	With diffuser	Relay, dimmer	1/12

CHARACTERISTICS: push-button for controlling latching relays, electronic switches for heavy duty loads, or dimmers with a remote control input. Equipped with amber localisation LED.




GW 15 913

BACKLIT ELECTRONIC PUSH-BUTTONS FOR BUS INPUTS

Code	Type of contact	Button key	Type of use	Pack / Carton
No. modules: 1				
GW15913	1NO - Potential-free	With diffuser	Bus contacts interfaces	1/12
GW15916	1NO - Potential-free	With replaceable neutral lens	Bus contacts interfaces	1/12
No. modules: 2				
GW15917	1NO - Potential-free	With diffuser	Bus contacts interfaces	1/6
GW15918	1NO - Potential-free	With replaceable neutral lens	Bus contacts interfaces	1/6

CHARACTERISTICS: push-button for BUS inputs, suitable for KNX BUS contact interface connections. Equipped with 2-colour (amber/green) LED with colour selector (can be set up to work as a night-time localisation lamp or to indicate the load status).



GW 15 914

DOUBLE SOFT-CLICK ELECTRONIC PUSH-BUTTON

Code	Type of contact	Button key	Symbol	No. modules	Pack / Carton
GW15914	Dual, potential-free and with interlock	Neutral	UP - DOWN	1	1/12

CHARACTERISTICS: double push-button suitable for connecting KNX BUS contact interfaces or electronic control panels for moving roller shutters.

BLANKING MODULES AND CABLE OUTLET



GW15195

BLANKING MODULES

Code	Description	No. modules	Pack / Carton
GW15198	2 modules	2	1/48
GW15199	3 modules	3	1/48




GW15194

CABLE OUTLETS

Code	Description	No. modules	Pack / Carton
GW15196	1 module	1	1/48

NOTES: GW15196 with anti-traction cable fastener device, cables min 6mm ø, max 10mm ø.
GW15194 with anti-traction cable fastener device, cables min 4mm ø, max 10mm ø. To be installed with the cable output downwards.

MOVEMENT DETECTORS



GW15594

MOVEMENT DETECTOR

Code	Supply voltage	Output contacts	Pack / Carton
GW15594	230V ac - 50/60 Hz	1NO 3 A (AC1) 230 V ac	1/4

CHARACTERISTICS: adjustment of the intervention duration 15 sec - 10 min. Light sensitive threshold adjustment - min. 10 lux - max. inhibited.
Suitable for commanding halogen lamps/resistive loads: 700 W, incandescent lamps: 450 W, low voltage halogen lamps (12 V) controlled by toroidal or electronic transformers: 450 W, uncompensated fluorescent lamps: 2x58 W, motors and gear motors: 400 VA, LED loads: 60 W (max. 10 lamps).

Not suitable for compensated fluorescent lamps, for discharge lamps and for all loads not indicated that must be commanded using a support relay.

APPLICATIONS: Energy-saving: command of the lighting of rooms and areas only when people pass through.

Comfort and safety: automatic command of circuits without needing to activate one-way switches.

NOTES: do not install the product in watertight plates: the lid membrane does not allow the detector lens to work correctly. Detection beam angle 120°, depth of detection max 8 metres.



GW10595

CEILING-MOUNTED PRESENCE DETECTOR

Code	Supply voltage	Installation height (m)	Light sensor	Dimensions HxØ (mm)	Pack / Carton
GW10595	220/240 V ac - 50/60 Hz	From 2,2 to 6	< 3 ÷ 2000 Lux	44x111,5	1

CHARACTERISTICS: presence sensor, sensing range: 360° circle (max. diameter 18 metres); installable with fixing springs on a surface-mounted or recessed box. Suitable for the control of incandescent/halogen lamps: 1000W, LED lamps: 200W (4 / 23 W - max. 8 lamps).

NOTE: equipped with a surface-mount box capable of holding sensors from IP20 to IP44.

RELAY



GW15724

RELAY - 230V AC 50/60HZ

Code	Type	No. of poles	Output contacts	Coil	Pack / Carton
No. modules: 1					
GW15721	Latching relay	1P	10 AX 250V ac	230V ac - 50/60 Hz	1/12
GW15724	Monostable relay	1P	1NO/NC 10A(AC1)/2A(AC15)250V ac	230V ac - 50/60 Hz	1/12

CHARACTERISTICS: GW15721 suitable for commanding incandescent/halogen lamps: 1000 W, fluorescent tubes with electronic ballast: 400 W, fluorescent tubes with electromechanical ballast: 360 W, compact fluorescent lamps (CFL): 200 W, LED lamps (230V ac): 200 W, low voltage halogen or LED lamps with electronic ballast: 200 W, low voltage halogen or LED lamps with electromechanical ballast: 400 W.

APPLICATIONS: GW15721 command of lighting devices from more than one point, by means of remote NO push-buttons.

GW15721 motor function/stop commands (extractors, air agitators, etc.).

GW15724 as an auxiliary element for commanding special loads, for distance signalling, for electrical separation between the command and use circuits.



GW15726

CALL RELAY - 12V AC/DC

Code	Supply voltage	No. of poles	Output contacts	No. modules	Pack / Carton
GW15726	12V ac/dc	1P	1NO/NC 12 V (max. 1A)	1	1/12

CHARACTERISTICS: inlets for remote NO push-buttons for alarms (e.g. GW15136) and alarm reset (e.g. GW15145). green LED for alarm status signalling.

HOTEL COMPONENTS - SATIN WHITE VERSION

BADGE SWITCH



GW15039

BADGE SWITCH

Code	Description	For badge card max. width	Rated power of 230V LED lamps	No. modules	Pack / Carton
GW15039	1P NO - 16 AX illuminable	54 mm	200 W	2	1/6

CHARACTERISTICS: the product can be fitted directly in 2-module plates; with plates of a greater modularity, you are advised to use 2 blanking modules for a 1/2 module (one on the right and one on the left).

APPLICATIONS: activation of circuits and services in hotel rooms (e.g. lights, air-conditioner, fridge-bar), indication of room occupied (with badge inserted)

NOTES: badges not included. The article uses LED signalling units, not included.

INDICATOR LIGHT DEVICE



GW15736

DOUBLE INDICATOR LAMP

Code	Diffuser colour	Symbol	No. modules	Pack / Carton
GW15736	Opal diffuser	DND+MUR	1	1/24

CHARACTERISTICS: LED signalling units not included.

POWER - SATIN WHITE VERSION

SOCKET-OUTLETS FOR DEDICATED LINES - ITALIAN/GERMAN STANDARD




GW 10 213

ITALIAN STANDARD SOCKET-OUTLET FOR DEDICATED LINES - 250V AC

Code	Description	Colour	Socket-out type	For plug pins	No. modules	Pack / Carton
GW10213DY	2P+E - 16 A Dual amperage	Red	P11-P17	Ø 4 / 5 mm	1	20/320

CHARACTERISTICS: with safety shields.



GW 10 214

ITALIAN/GERMAN STANDARD SOCKET-OUTLET FOR DEDICATED LINES - 250V AC

Code	Description	Colour	Socket-out type	For plug pins	No. modules	Pack / Carton
GW10214DY	2P+E - 16 A Dual amperage illuminable	Red	P40	Ø 4 / 4.8 / 5 mm	2	20/120

CHARACTERISTICS: with safety shields. Pit of side and central earth contacts. Pre-arranged for housing LED signalling units, not included.

APPLICATIONS: possibility to indicate presence of auxiliary network.

SOCKET-OUTLETS - FRENCH STANDARD



GW 15 246

FRENCH STANDARD SOCKET-OUTLETS - 250V AC

Code	Description	For plug pins	No. modules	Pack / Carton
GW15246	2P - 16A	Ø 4 / 4.8 mm	2	1/24

CHARACTERISTICS: with safety shields.

INTERLOCKED SWITCHED SOCKET-OUTLETS




GW 15 311

INTERLOCKED SWITCHED SOCKET-OUTLETS WITH MINIATURE CIRCUIT BREAKER - 230V AC

Code	Description	Socket-out type	Miniature circuit breakers	Breaking capacity	No. modules	Pack / Carton
GW15311	2P+E - 16A	P17-P11	1P+N 16A	3 kA	2	1/6
GW15312	2P+E - 16A	P40	1P+N 16A	3 kA	3	1/4

CHARACTERISTICS: Interlocked switched socket-outlets with automatic miniature circuit breaker (C characteristic). Pits under tension only with plug inserted.

APPLICATIONS: suitable for installation in the system terminations to protect the load.



GW 15 321

INTERLOCKED SWITCHED SOCKET-OUTLETS WITH RESIDUAL MINIATURE CIRCUIT BREAKER - 230V AC

Code	Description	Socket-out type	Miniature circuit breakers	Breaking capacity	I _{Δn}	No. modules	Pack / Carton
GW15321	2P+E - 16A	P17-P11	1P+N 16A	3 kA	10 mA	3	1/4
GW15322	2P+E - 16A	P40	1P+N 16A	3 kA	10 mA	4	1/2

CHARACTERISTICS: Interlocked switched socket-outlets with automatic miniature circuit breaker (C characteristic) and residual current circuit breaker (type A). Pits under tension only with plug inserted.

APPLICATIONS: suitable for installation in the system terminations to protect the load.

SHAVER SOCKET-OUTLET



GW 15 331

EURO-AMERICAN STANDARD SHAVER SOCKET-OUTLET WITH INSULATION TRANSFORMER

Code	Supply voltage	For plug pins	Selectable output voltage	Maximum power	No. modules	Pack / Carton
GW15331	230 V ac - 50/60 Hz	Ø 4 / 5 - 6.3x1.5 mm	120-230V ac	20 VA	3	1/2

CHARACTERISTICS: the socket-outlet is equipped with a self-protection device against overloading.


The output voltage should be selected correctly, consulting the rating of the user device before inserting the plug.

The relevant indicator LED allows the chosen voltage to be clearly seen.

NOTES: not suitable for installation in wall-mounting boxes or free-standing containers.

DATA - SATIN WHITE VERSION

TV-SAT SOCKETS



GW 15 361

COAXIAL TV SOCKETS (5-2400 MHZ), CLASS A SHIELDING - MALE IEC CONNECTOR Ø 9.5 MM


Code	Description	Attenuation	No. modules	Pack / Carton
GW15361	Direct	0 dB	1	1/48
GW15362	Through wiring	5 dB	1	1/24
GW15363	Through wiring	10 dB	1	1/24

CHARACTERISTICS: GW15361 allows the passage of voltage/current of remote power supply and/or control signals towards the user port (max 24V - 500 mA).

GW20277 in combination with feedthrough socket-outlets allows you to make terminal socket-outlets.

APPLICATIONS: Socket-outlets suitable for return channel.

NOTES: the TV 5dB GW15362 coaxial socket-outlet is defined with conditional use: it is a special feedthrough socket-outlet, and must be used as such, with the only difference that the user port (socket-outlet towards the user device) must always be closed with a 75-Ohm load. (TV, VCR, SAT receiver or 75-Ohm termination)



GW 15 371

COAXIAL TV-SAT SOCKETS (5-2400 MHZ), CLASS A SHIELDING - FEMALE F CONNECTOR

Code	Description	Attenuation	No. modules	Pack / Carton
GW15371	Direct	0 dB	1	1/48
GW15372	Through wiring	5 dB	1	1/24
GW15373	Through wiring	10 dB	1	1/24

CHARACTERISTICS: GW15371 allows the passage of voltage/current of remote power supply and/or control signals towards the user port (max 24V - 500 mA).

GW20277 in combination with feedthrough socket-outlets allows you to make terminal socket-outlets.

APPLICATIONS: Socket-outlets suitable for return channel.

NOTES: the TV-SAT 5dB GW15372 coaxial socket-outlet is defined with conditional use: it is a special feedthrough socket-outlet, and must be used as such, with the only difference that the user port (socket-outlet towards the user device) must always be closed with a 75-Ohm load (TV, VCR, SAT receiver or 75-Ohm termination).



GW 15 382

TV-FM-SAT SOCKETS

Code	Connectors	Description	Attenuation	No. modules	Pack / Carton
GW15381	TV-FM	Direct	0 dB	2	1/24
GW15382	TV-FM-SAT	Direct	0 dB	2	1/24
GW15383	TV-SAT	Direct	0 dB	2	1/24

CHARACTERISTICS: TV-FM direct co-axial socket-outlet GW15381: male IEC-type TV connector \varnothing 9.5mm, female IEC-type FM connector \varnothing 9.5mm.

TV-FM-SAT direct co-axial socket-outlet GW15382: male IEC-type TV connector \varnothing 9.5mm, female IEC-type FM connector \varnothing 9.5mm, female F-type SAT connector.

TV-SAT direct co-axial socket-outlet GW15383: male IEC-type TV connector \varnothing 9.5mm, female F-type SAT connector.

NOTES: demixed socket-outlets with input for co-axial cable \varnothing 5mm or 7mm.



GW 15 367

COAXIAL TV SOCKETS (5-2400 MHZ), CLASS A SHIELDING - MALE IEC CONNECTOR \varnothing 9.5MM

Code	Description	Attenuation	No. modules	Pack / Carton
GW15367	Direct	0 dB	2	1/24

CHARACTERISTICS: allows the passage of voltage/current of remote power supply and/or control signals towards the user port (max 24V - 500 mA).

APPLICATIONS: socket-outlets suitable for return channel.



GW 15 377

COAXIAL TV-SAT SOCKETS (5-2400 MHZ), CLASS A SHIELDING - FEMALE F CONNECTOR

Code	Description	Attenuation	No. modules	Pack / Carton
GW15377	Direct	0 dB	2	1/24

CHARACTERISTICS: allows the passage of voltage/current of remote power supply and/or control signals towards the user port (max 24V - 500 mA).

APPLICATIONS: socket-outlets suitable for return channel.



GW 15 386

COVERS FOR TV-SAT-R ANTENNA SOCKETS

Code	Description	No. holes	Pack / Carton
GW15386	For TV-R base	2	1/24
GW15387	For TV/R-SAT base	2	1/24

APPLICATIONS: suitable for integration on the Chorus range of TV-SAT-R standard bases available on the market.

ACCESSORIES SUPPLIED: fixing screws.

TELEPHONE SOCKETS



GW 15 401

RJ11 TELEPHONE SOCKETS

Code	Description	Connection	No. modules	Pack / Carton
GW15401	RJ11	Screw-on terminals	1	1/24

APPLICATIONS: telephone, telefax, modem.



GW 15 409

RJ11 TELEPHONE SOCKET

Code	Description	Connection	No. modules	Pack / Carton
GW15409	RJ11	Screw-on terminals	2	1/24

APPLICATIONS: telephone, telefax, modem.



GW 15 406

BRITISH STANDARD TELEPHONE SOCKET

Code	Description	Connection	No. modules	Pack / Carton
GW15406	6 contacts	Screw-on terminals	1	1/24

DATA SOCKETS



GW 15 421

RJ45 SOCKETS

Code	Description	Number pairs	Use category	Cables	Connection	No. modules	Pack / Carton
GW15421	RJ45	4	5e	UTP	Toolless	1	1/24
GW15422	RJ45	4	5e	FTP	Toolless	1	1/24
GW15423	RJ45	4	6	UTP	Toolless	1	1/24
GW15424	RJ45	4	6	FTP	Toolless	1	1/24

APPLICATIONS: LANs up to 100MHz (e.g. Ethernet, Token Ring networks) for cat. 5e; LANs up to 250MHz (e.g. Videoconference systems, CCTV) for cat. 6.

NOTES: circuit identification label included.



GW 15 431

ADAPTERS FOR HOUSING DATA CONNECTORS

Code	Compatibility	No. modules	Pack / Carton
GW15431	AMP / Keystone Jack	1	1/48
GW15438	SYSTIMAX COMMSCOPE	1	1/48

NOTES: with regard to the technological developments and dimensional variants introduced by connector manufacturers, you are advised to check in advance the full compatibility between the connector and the GEWISS adapter.

AUDIO AND VIDEO SOCKETS



GW 15 453

AUDIO AND VIDEO SOCKETS

Code	Description	No. modules	Pack / Carton
GW15453	Double RCA	1	1/24
GW15454	For loudspeaker	1	1/24
GW15458	Speaker socket	1	1/24

CHARACTERISTICS: GW15453 double RCA stud connector, red and white, weld-in connection.

GW15454 welding connection. GW15458 front access terminals for inserting 1.5 mm² rigid wires, insulator punching rear connection suitable for cables AWG24 or max 0.25mm².

USB AND HDMI COUPLERS AND SOCKETS



GW 15 459

USB SOCKETS

Code	Description	No. modules	Pack / Carton
GW15459	USB socket-outlet	1	1/24

CHARACTERISTICS: A-type USB 2.0 female connector, with screw terminals on the back.



GW 38 056

USB AND HDMI COUPLERS

Code	Description	Type	Compatibility	Pack / Carton
GW38056	HDMI coupler	Female/Female	Keystone Jack	1/48
GW38057	USB coupler	Female/Female - A type	Keystone Jack	1/48

NOTES: for adapters designed to house data connectors (Chorus, System, Playbus and Dahlia) with Keystone Jack type coupling and permutation panels.

USB CHARGERS



GW 15 449

USB POWER SUPPLY FOR ELECTRONIC DEVICES

Code	Supply voltage	Output voltage	Max current supplied	Type of port	No. modules	Pack / Carton
GW15449	100 ÷ 240 V ac - 50/60 Hz	5V dc	3 A	A+C	1	1/10

CHARACTERISTICS: suitable for recharging a single electronic device (e.g. tablet) or two devices simultaneously (e.g. a tablet and smartphone). The division of the current delivered to the two outputs depends on the state of charge of the connected devices.

PROTECTION - SATIN WHITE VERSION

MINIATURE CIRCUIT BREAKERS



GW 15 463

MCB - MINIATURE CIRCUIT BREAKERS - C CHARACTERISTIC - 230V AC

Code	Description	Rated current (A)	Breaking capacity	No. modules	Pack / Carton
GW15461	Single pole (1P)	6	3 kA	1	1/12
GW15462	Single pole (1P)	10	3 kA	1	1/12
GW15463	Single pole (1P)	16	3 kA	1	1/12
GW15466	Two-pole (1P+N)	6	3 kA	1	1/12
GW15467	Two-pole (1P+N)	10	3 kA	1	1/12
GW15468	Two-pole (1P+N)	16	3 kA	1	1/12



GW 15 488

RCBO - RESIDUAL CURRENT BREAKERS WITH OVERCURRENT PROTECTION - C CHARACTERISTIC - CLASS A - 230V AC - 50/60 HZ

Code	Description	Rated current (A)	Breaking capacity	Idn	No. modules	Pack / Carton
GW15482	Two-pole (1P+N)	6	3 kA	10 mA	2	1/6
GW15483	Two-pole (1P+N)	6	3 kA	30 mA	2	1/6
GW15485	Two-pole (1P+N)	10	3 kA	10 mA	2	1/6
GW15486	Two-pole (1P+N)	10	3 kA	30 mA	2	1/6
GW15488	Two-pole (1P+N)	16	3 kA	10 mA	2	1/6
GW15489	Two-pole (1P+N)	16	3 kA	30 mA	2	1/6

PROTECTION DEVICES



GW 15 491

FUSE HOLDER - 250V AC

Code	Rated current (A)	Fuse type	No. modules	Pack / Carton
GW15491	16	Ø 6.3x32 mm	1	1/12

CHARACTERISTICS: fuse not included.



GW 15 492

SURGE PROTECTION DEVICE - 230V AC

Code	Uc	Up	No. modules	Pack / Carton
GW15492	275 V ac 50/60Hz	1 kV	1	1/12

CHARACTERISTICS: green LED for status signalling.

APPLICATIONS: protection of electronic devices (TV, HI-FI, computer, etc.) from overvoltage (resulting from atmospheric conditions or manoeuvres) that could be channelled from the power supply lines.

INDICATOR - SATIN WHITE VERSION

INDICATOR LIGHT DEVICES



GW 15 622

SINGLE INDICATOR LAMPS - 1 MODULE

Code	Diffuser colour	Colour meaning	No. modules	Pack / Carton
GW15621	Opal diffuser	Neutral	1	1/24
GW15622	Green	Safety	1	1/24
GW15623	Red	Danger	1	1/24
GW15624	Amber	Attention	1	1/24

CHARACTERISTICS: LED signalling units, not included.

APPLICATIONS: the meaning of the diffusers refers to the recommendations of standard EN60073 with regard to the use of the colours in indicator lights.



GW 15 629

DOUBLE INDICATOR LAMPS - 1 MODULE

Code	Diffuser colour	No. modules	Pack / Carton
GW15628	Opal diffuser	1	1/24
GW15629	Red/green	1	1/24

CHARACTERISTICS: LED signalling units, not included.

APPLICATIONS: the meaning of the diffusers refers to the recommendations of standard EN60073 with regard to the use of the colours in indicator lights.



GW 15 633

PROTRUDING INDICATOR LAMPS - 2 MODULES

Code	Supply voltage	Diffuser colour	Lamp	No. modules	Pack / Carton
GW15631	12V ac/dc - 230V ac 50/60 Hz	Opal diffuser	White LED	2	1/24
GW15632	12V ac/dc - 230V ac 50/60 Hz	Green	White LED	2	1/24
GW15633	12V ac/dc - 230V ac 50/60 Hz	Red	White LED	2	1/24
GW15634	12V ac/dc - 230V ac 50/60 Hz	Amber	White LED	2	1/24

CHARACTERISTICS: highly efficient white LED, powered at 12V ac/dc - 230V ac with double power supply inlet.

APPLICATIONS: suitable for special applications such as the signalling of calls from hospital wards.

NOTES: complete with lamp.



GW 15 656

STAIR RISER LAMP

Code	Supply voltage	Diffuser colour	Lamp	No. modules	Pack / Carton
GW15651	12V ac/dc - 230V ac 50/60 Hz	Opal diffuser	White LED	2	1/24
GW15656	12V ac/dc - 230V ac 50/60 Hz	Opal diffuser	White LED	4	1/2

CHARACTERISTICS: highly efficient white LED, powered at 12V ac/dc - 230V ac with double power supply inlet.

ANTI BLACK-OUT AND EMERGENCY LAMPS


GW 15 662

ANTI BLACK-OUT LAMP

Code	Supply voltage	Power supply batteries	Minimum autonomy	Lamp	No. modules	Pack / Carton
GW15662	230 V ac - 50/60 Hz	Ni - Mh	1 h	White LED	1	1/12

CHARACTERISTICS: green LED for the presence of mains voltage signalling. Highly efficient, white LED lamp.



GW 15 663

AUTONOMOUS EMERGENCY LAMPS

Code	Supply voltage	Power supply batteries	Minimum autonomy	Lamp	No. modules	Pack / Carton
GW15663	230 V ac - 50/60 Hz	Ni - Mh	1 h	White LED	2	1/6
GW15666	230 V ac - 50/60 Hz	Ni - Mh	1 h	White LED	4	1/2

CHARACTERISTICS: green mains presence signal LED. Highly efficient, white LED lamps.

APPLICATIONS: compliant with standards EN60598-2-22.

ACOUSTIC SIGNALLING DEVICES


GW 15 601

RINGERS

Code	Supply voltage	Max power consumption	Sound intensity	No. modules	Pack / Carton
GW15601	12V ac - 50 Hz	8 VA	80 dB (at 1 m)	1	1/24
GW15602	230V ac - 50 Hz	8 VA	80 dB (at 1 m)	1	1/24

CHARACTERISTICS: for intermittent use (5 sec. ON / 15 sec. OFF).




GW 15 606

BUZZERS

Code	Supply voltage	Max power consumption	Sound intensity	No. modules	Pack / Carton
GW15606	12V ac - 50 Hz	8 VA	70 dB (at 1 m)	1	1/24
GW15607	230V ac - 50 Hz	8 VA	70 dB (at 1 m)	1	1/24

CHARACTERISTICS: for intermittent use (5 sec. ON / 15 sec. OFF).



GW 15 611

THREE TONE RINGER AND THREE INDEPENDENT INPUTS

Code	Supply voltage	Max power consumption	Sound intensity	No. modules	Pack / Carton
GW15611	12V ac/dc	3 VA	80 dB (at 1 m)	2	1/6
GW15612	230V ac - 50 Hz	6 VA	80 dB (at 1 m)	2	1/6

CHARACTERISTICS: for continuous use. Three tones (alarm, ring and two-tone) with adjustable sound intensity.

APPLICATIONS: it is possible to combine the outdoor call, indoor call and alarm functions with one single device.

ENERGY, TEMPERATURE AND COMFORT MANAGEMENT - SATIN WHITE VERSION

TEMPERATURE CONTROL DEVICES



GW 15 705

THERMOSTAT

Code	Supply voltage	Temperature adjustment	Output contacts	No. modules	Pack / Carton
GW15705	230 V ac - 50/60 Hz	From +5°C to +35°C	1NO / NC 8A(AC1) 250V ac	2	1/2

CHARACTERISTICS: choice of working mode by means of selector located on the front: summer (air-conditioner), OFF, winter (boiler).

Two-colour front LED to signal the output status (open/closed contact). The lighting up of the LED also indicates mains presence.

DIMMER



GW 15 575

UNIVERSAL ROTATING ELECTRONIC REGULATOR

Code	Supply voltage	No. modules	Pack / Carton
GW15575	230V ac - 50 Hz	1	1/12

CHARACTERISTICS: suitable for dimming incandescent and halogen lamps 230 V ac (10-160 W); low-voltage halogen lamps (12 V ac) with electronic transformers (10-160 W) and LED lamps 230 V ac (4-160W), rotary control with 2-way switch. Equipped with amber-colour-red signalling LED. Can be operated without neutral connection.

NOTES: the installation of more than one dimmer side-by-side in a single container is not permitted. To avoid overheating, insert a blanking module between two dimmers. If installing two dimmers in the same box, the maximum loads that can be controlled by each dimmer must be reduced by 50%.



GW 15 564

ROTATING ELECTRONIC REGULATORS FOR RESISTIVE/INDUCTIVE LOADS

Code	Supply voltage	Resistive load 230V ac	Inductive load 230V ac	No. modules	Pack / Carton
GW15564	230 V ac - 50/60 Hz	100 - 900 W	40 - 300 VA	1	1/12
GW15567	230 V ac - 50/60 Hz	100 - 500 W	100 - 500 VA	1	1/12

CHARACTERISTICS: with signalling led orange. GW15567 rotary command with two-way switch.

GW15564 compliance with the EMC directive is only guaranteed by connecting the regulator to an LC filter with the following characteristics: L=1mH - 5A, C=0.15uF - 275V X2, according to the documentation provided with the product. Item designated solely for export to a limited number of countries outside of the European Union or countries applying to become part of the European Free Trade Area. Contact GEWISS Customer Service to check the product meets the regulations of the country concerned before importing it.

NOTES: to avoid overheating, the side by side installation of several products in a single container is not permitted; insert a blanking module between two electronic devices. If installing two regulators in the same box, the maximum loads that can be commanded by each regulator must be reduced by 50%.



GW 15 572 A

UNIVERSAL ELECTRONIC REGULATORS WITH PUSH-BUTTON

Code	Supply voltage	No. modules	Pack / Carton
GW15572A	230V ac - 50/60 Hz	1	1/12
GW15573A	230V ac - 50/60 Hz	2	1/6

CHARACTERISTICS: for the regulation and switching of incandescent and halogen lamps 230V AC (40-300W), low voltage halogen and LED lamps with electronic and winding transformers (40-300W), LED lamps 230V AC with dimmer function (5-150W). Manual selection of the type of load (Leading Edge or Trailing Edge piloting), soft-start function for lamp protection. Possibility to command and regulate from remote control push-buttons with NO contacts. Equipped with orange signalling LED.

NOTES: to avoid overheating, the side-by-side installation of several products in a single container is not permitted; insert a blanking module between two electronic devices. If two regulators are installed in the same box, the maximum loads that can be commanded by each regulator must be reduced by 50%.



GW 15 568

ELECTRONIC REGULATOR WITH BUTTON FOR RESISTIVE/INDUCTIVE LOADS


Code	Supply voltage	Resistive load 230V ac	Inductive load 230V ac	No. modules	Pack / Carton
GW15568	230V ac - 50 Hz	60 - 500 W	60 - 500 VA	1	1/12

CHARACTERISTICS: possibility to command and regulate from remote control push-buttons with NO contact. With signalling led orange.

NOTES: to avoid overheating, the side by side installation of several products in a single container is not permitted; insert a blanking module between two electronic devices. If installing two regulators in the same box, the maximum loads that can be commanded by each regulator must be reduced by 50%.

TECHNICAL ALARMS - SATIN WHITE VERSION

GAS DETECTORS



GW 10 720


POWER SUPPLY UNIT 12VDC

Code	Supply voltage	Output voltage	Max current supplied	Dimensions LxHxD (mm)	Pack / Carton
GW10720	100 ÷ 240 V ac - 50/60 Hz	12V dc	300 mA	52x33x17	1/10

APPLICATIONS: to be used for powering LPG detectors (GW1x711, GW2x868, GW30520), methane detectors (GW1x712, GW2x867, GW30519); Thermo ICE KNX (GW16974CB, GW16974CL, GW16974CN, GW16974CT) thermostats.

ACCESSORIES

SIGNALLING UNITS




GW 10 881

LED SIGNALLING UNITS - 230V AC - 0.6 W

Code	Lamp voltage	Lamp power	Lamp	Light emitted	Cable Colour	Pack / Carton
GW10881DY	230 V ac - 50/60 Hz	0.6 W	LED	Blue	Blue	1/10
GW10882DY	230 V ac - 50/60 Hz	0.6 W	LED	White	White	1/10

NOTES: the LED signalling units are supplied with power supply cables (length 10 cm).



GW 10 894

LED SIGNALLING UNITS - 12-24V AC/DC - 0.6 W

Code	Lamp voltage	Lamp power	Lamp	Light emitted	Cable Colour	Pack / Carton
GW10894DY	12-24V ac/dc	0.6 W	LED	White	White	1/10

NOTES: the LED signalling units are supplied with power supply cables (length 10 cm).



ChoruSmart



Scan the QR Code and find out all the technical informations.

INNOVATIVE



ChoruSmart offers the best technologies for an aesthetic and functional experience suitable for every person. In particular, the new EVO axial and touch controls offer the ability to centralize the management of lights and shutters with an extremely simplified installation.

AESTHETIC VARIABILITY



The wide range of options for customising the devices, in terms of colour and modularity, ensures a vast choice of solutions. Six colourways are available: three with a satin finish and three with a glossy finish, for a perfect match between the devices and the plate.

SCALABLE




ChoruSmart began as a traditional domestic series, but with the addition of a few Connected Smart Home or Home&Building Pro elements, it can become smart and suitable for both renovations and new buildings. The combination of colours, materials, finishes and shapes offers something for every taste and need.

ChoruSmart

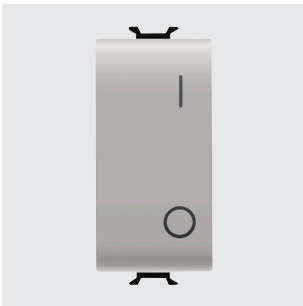
Satin natural beige modular devices

The ChoruSmart modular devices make it possible to create infinite combination between devices and plates, thanks to a complete range that is able to satisfy all design, functional and installation requirements. Colors and finishes: natural satin beige, warm and enveloping. Unlimited functions in reduced spaces: the ChoruSmart range consists of rocker button keys with 1/2, 1 and 2 modules, to optimise space as needed, and axial keys in EVO or SMART version, to satisfy even the most modern needs. Front coupling: the front coupling makes the component assembly and release operations simple and quick, enabling these to be completed without removing the support, unique for all the plates and fruits.



COMMAND - NATURAL SATIN BEIGE VERSION

COMMAND DEVICES - ROCKERS - SCREW TERMINALS




GW13 004

ONE-WAY SWITCHES 2P - 250V AC

Code	Description	Button key	Symbol	Rated power of 230V LED lamps	Pack / Carton
No. modules: 1					
GW13006	2P - 10AX	With key	0/1	100 W	1/12

CHARACTERISTICS: the illuminable articles use LED signalling units, not included.
NOTES: GW13006 equipped with 2 keys. Key extractable in both positions. Spare keys: GW20901.




GW13 051

TWO-WAY SWITCHES 1P - 250V AC

Code	Description	Button key	Rated power of 230V LED lamps	Pack / Carton
No. modules: 1				
GW13054	1P - 10AX	With key	100 W	1/12

CHARACTERISTICS: the illuminable articles use LED signalling units, not included.
NOTES: GW13054 equipped with 2 keys. Key extractable in both positions. Spare keys: GW20901.

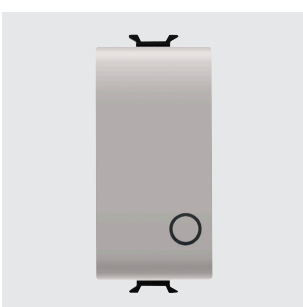


GW13 131

PUSH-BUTTONS 1P - 250V AC

Code	Description	Button key	Symbol	Pack / Carton
No. modules: 1				
GW13136	1P NO - 16A	Pull-cord	-	1/12

CHARACTERISTICS: the illuminable articles use LED signalling units, not included.
 GW13136 Cord in insulating material, 140cm long, with red knob.
 GW13140 Button with mechanical interlock. Both contacts are open in the central position (OFF); advisable for activating motorised devices with direction reversal (e.g. roller-shutters, curtains, etc.).
 GW13141 independent push-buttons that can also be activated simultaneously.



GW13 134

PUSH-BUTTONS 2P - 250V AC

Code	Description	Button key	Symbol	Pack / Carton
No. modules: 1				
GW13145	2P NO - 10A	With key	-	1/12

CHARACTERISTICS: the illuminable articles use LED signalling units, not included.
 GW13136 Cord in insulating material, 140cm long, with red knob.
 GW13140 Button with mechanical interlock. Both contacts are open in the central position (OFF); advisable for activating motorised devices with direction reversal (e.g. roller-shutters, curtains, etc.).
 GW13141 independent push-buttons that can also be activated simultaneously.

SOFT-CLICK, ROCKER ELECTRONIC PUSH BUTTONS



GW 13 915

UNIVERSAL SOFT-CLICK ELECTRONIC PUSH-BUTTON

Code	Type of contact	Button key	Type of use	No. modules	Pack / Carton
GW13915	1NO/NC 4A (AC1) 230 V ac - Potential-free Neutral		Relay, dimmer, bus contacts interfaces	1	1/12

CHARACTERISTICS: push-button suitable for connection of KNX BUS contacts interfaces, or the command of bistable relays, electronic one-way switches for heavy duty loads, or dimmers with a remote control input.

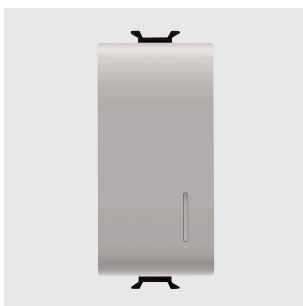


GW 13 912

BACKLIT SOFT-CLICK ELECTRONIC PUSH-BUTTON

Code	Supply voltage	Type of contact	Button key	Type of use	Pack / Carton
GW13912	230 V ac - 50/60 Hz	1NO 4A (AC1) 230 V ac	With diffuser	Relay, dimmer	1/12

CHARACTERISTICS: push-button for controlling latching relays, electronic switches for heavy duty loads, or dimmers with a remote control input. Equipped with amber localisation LED.

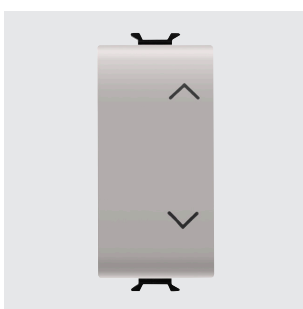


GW 13 913

BACKLIT SOFT-CLICK ELECTRONIC PUSH-BUTTONS FOR BUS INPUTS

Code	Type of contact	Button key	Type of use	Pack / Carton
No. modules: 1				
GW13913	1NO - Potential-free	With diffuser	Bus contacts interfaces	1/12
GW13916	1NO - Potential-free	With replaceable neutral lens	Bus contacts interfaces	1/12
No. modules: 2				
GW13917	1NO - Potential-free	With diffuser	Bus contacts interfaces	1/6
GW13918	1NO - Potential-free	With replaceable neutral lens	Bus contacts interfaces	1/6

CHARACTERISTICS: push-button for BUS inputs, suitable for KNX BUS contact interface connections. Equipped with 2-colour (amber/green) LED with colour selector (can be set up to work as a night-time localisation lamp or to indicate the load status).



GW 13 914

DOUBLE SOFT-CLICK ELECTRONIC PUSH-BUTTON

Code	Type of contact	Button key	Symbol	No. modules	Pack / Carton
GW13914	Dual, potential-free and with interlock	Neutral	UP - DOWN	1	1/12

CHARACTERISTICS: double push-button suitable for connecting KNX BUS contact interfaces or electronic control panels for moving roller shutters.

BLANKING MODULES AND CABLE OUTLET



GW 13 195

BLANKING MODULES

Code	Description	No. modules	Pack / Carton
GW13198	2 modules	2	1/48
GW13199	3 modules	3	1/48



GW 13 194

CABLE OUTLETS

Code	Description	No. modules	Pack / Carton
GW13196	1 module	1	1/48

NOTES: GW13196 with anti-traction cable fastener device, cables min 6mm ø, max 10mm ø.
GW13194 with anti-traction cable fastener device, cables min 4mm ø, max 10mm ø. To be installed with the cable output downwards.

MOVEMENT DETECTORS



GW 13 594

MOVEMENT DETECTOR

Code	Supply voltage	Output contacts	Pack / Carton
GW13594	230V ac - 50/60 Hz	1NO 3 A (AC1) 230 V ac	1/4

CHARACTERISTICS: adjustment of the intervention duration 15 sec - 10 min. Light sensitive threshold adjustment - min. 10 lux - max. inhibited.
Suitable for commanding halogen lamps/resistive loads: 700 W, incandescent lamps: 450 W, low voltage halogen lamps (12 V) controlled by toroidal or electronic transformers: 450 W, uncompensated fluorescent lamps: 2x58 W, motors and gear motors: 400 VA, LED loads: 60 W (max. 10 lamps).

Not suitable for compensated fluorescent lamps, for discharge lamps and for all loads not indicated that must be commanded using a support relay.

APPLICATIONS: Energy-saving: command of the lighting of rooms and areas only when people pass through.

Comfort and safety: automatic command of circuits without needing to activate one-way switches.

NOTES: do not install the product in watertight plates: the lid membrane does not allow the detector lens to work correctly. Detection beam angle 120°, depth of detection max 8 metres.



GW 10 595

CEILING-MOUNTED PRESENCE DETECTOR

Code	Supply voltage	Installation height (m)	Light sensor	Dimensions HxØ (mm)	Pack / Carton
GW10595	220/240 V ac - 50/60 Hz	From 2,2 to 6	< 3 ÷ 2000 Lux	44x111,5	1

CHARACTERISTICS: presence sensor, sensing range: 360° circle (max. diameter 18 metres); installable with fixing springs on a surface-mounted or recessed box. Suitable for the control of incandescent/halogen lamps: 1000W, LED lamps: 200W (4 / 23 W - max. 8 lamps).

NOTE: equipped with a surface-mount box capable of holding sensors from IP20 to IP44.

RELAY



GW13724

RELAY - 230V AC 50/60HZ

Code	Type	No. of poles	Output contacts	Coil	Pack / Carton
------	------	--------------	-----------------	------	---------------

No. modules: 1

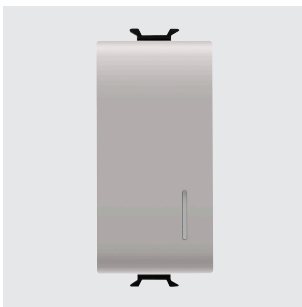
GW13721	Latching relay	1P	10 AX 250V ac	230V ac - 50/60 Hz	1/12
GW13724	Monostable relay	1P	1NO/NC 10A(AC1)/2A(AC15)250V ac	230V ac - 50/60 Hz	1/12

CHARACTERISTICS: GW13721 suitable for commanding incandescent/halogen lamps: 1000 W, fluorescent tubes with electronic ballast: 400 W, fluorescent tubes with electromechanical ballast: 360 W, compact fluorescent lamps (CFL): 200 W, LED lamps (230V ac): 200 W, low voltage halogen or LED lamps with electronic ballast: 200 W, low voltage halogen or LED lamps with electromechanical ballast: 400 W.

APPLICATIONS: GW13721, GW13723 command of lighting devices from more than one point, by means of remote NO push-buttons.

GW13721 motor function/stop commands (extractors, air agitators, etc.).

GW13724 as an auxiliary element for commanding special loads, for distance signalling, for electrical separation between the command and use circuits.



GW13726

CALL RELAY - 12V AC/DC

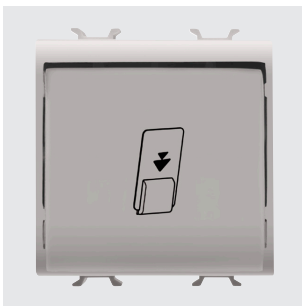
Code	Supply voltage	No. of poles	Output contacts	No. modules	Pack / Carton
------	----------------	--------------	-----------------	-------------	---------------

GW13726	12V ac/dc	1P	1NO/NC 12 V (max. 1A)	1	1/12
---------	-----------	----	-----------------------	---	------

CHARACTERISTICS: inlets for remote NO push-buttons for alarms (e.g. GW13136) and alarm reset (e.g. GW13145), green LED for alarm status signalling.

HOTEL COMPONENTS - NATURAL SATIN BEIGE VERSION

BADGE SWITCH



GW13039

BADGE SWITCH

Code	Description	For badge card max. width	Rated power of 230V LED lamps	No. modules	Pack / Carton
------	-------------	---------------------------	-------------------------------	-------------	---------------

GW13039	1P NO - 16 AX illuminable	54 mm	200 W	2	1/6
---------	---------------------------	-------	-------	---	-----

CHARACTERISTICS: the product can be fitted directly in 2-module plates; with plates of a greater modularity, you are advised to use 2 blanking modules for a 1/2 module (one on the right and one on the left).

APPLICATIONS: activation of circuits and services in hotel rooms (e.g. lights, air-conditioner, fridge-bar), indication of room occupied (with badge inserted)

NOTES: badges not included. The article uses LED signalling units, not included.

INDICATOR LIGHT DEVICE



GW13736

DOUBLE INDICATOR LAMP

Code	Diffuser colour	Symbol	No. modules	Pack / Carton
------	-----------------	--------	-------------	---------------

GW13736	Opal diffuser	DND+MUR	1	1/24
---------	---------------	---------	---	------

CHARACTERISTICS: LED signalling units not included.

POWER - NATURAL SATIN BEIGE VERSION

SOCKET-OUTLETS FOR DEDICATED LINES - ITALIAN/GERMAN STANDARD




GW 10 213

ITALIAN STANDARD SOCKET-OUTLET FOR DEDICATED LINES - 250V AC

Code	Description	Colour	Socket-out type	For plug pins	No. modules	Pack / Carton
GW10213DY	2P+E - 16 A Dual amperage	Red	P11-P17	Ø 4 / 5 mm	1	20/320

CHARACTERISTICS: with safety shields.



GW 10 214

ITALIAN/GERMAN STANDARD SOCKET-OUTLET FOR DEDICATED LINES - 250V AC

Code	Description	Colour	Socket-out type	For plug pins	No. modules	Pack / Carton
GW10214DY	2P+E - 16 A Dual amperage illuminable	Red	P40	Ø 4 / 4.8 / 5 mm	2	20/120

CHARACTERISTICS: with safety shields. Pit of side and central earth contacts. Pre-arranged for housing LED signalling units, not included.

APPLICATIONS: possibility to indicate presence of auxiliary network.

SOCKET-OUTLETS - FRENCH STANDARD



GW 13 246

FRENCH STANDARD SOCKET-OUTLETS - 250V AC

Code	Description	For plug pins	No. modules	Pack / Carton
GW13246	2P - 16A	Ø 4 / 4.8 mm	2	1/24

CHARACTERISTICS: with safety shields.

INTERLOCKED SWITCHED SOCKET-OUTLETS




GW 13 311

INTERLOCKED SWITCHED SOCKET-OUTLETS WITH MINIATURE CIRCUIT BREAKER - 230V AC

Code	Description	Socket-out type	Miniature circuit breakers	Breaking capacity	No. modules	Pack / Carton
GW13311	2P+E - 16A	P17-P11	1P+N 16A	3 kA	2	1/6
GW13312	2P+E - 16A	P40	1P+N 16A	3 kA	3	1/4

CHARACTERISTICS: Interlocked switched socket-outlets with automatic miniature circuit breaker (C characteristic). Pits under tension only with plug inserted.

APPLICATIONS: suitable for installation in the system terminations to protect the load.



GW 13 321

INTERLOCKED SWITCHED SOCKET-OUTLETS WITH RESIDUAL MINIATURE CIRCUIT BREAKER - 230V AC

Code	Description	Socket-out type	Miniature circuit breakers	Breaking capacity	Idn	No. modules	Pack / Carton
GW13321	2P+E - 16A	P17-P11	1P+N 16A	3 kA	10 mA	3	1/4
GW13322	2P+E - 16A	P40	1P+N 16A	3 kA	10 mA	4	1/2

CHARACTERISTICS: Interlocked switched socket-outlets with automatic miniature circuit breaker (C characteristic) and residual current circuit breaker (type A). Pits under tension only with plug inserted.

APPLICATIONS: suitable for installation in the system terminations to protect the load.

SHAVER SOCKET-OUTLET



GW 13 331

EURO-AMERICAN STANDARD SHAVER SOCKET-OUTLET WITH INSULATION TRANSFORMER

Code	Supply voltage	For plug pins	Selectable output voltage	Maximum power	No. modules	Pack / Carton
GW13331	230 V ac - 50/60 Hz	Ø 4 / 5 - 6.3x1.5 mm	120-230V ac	20 VA	3	1/2

CHARACTERISTICS: the socket-outlet is equipped with a self-protection device against overloading.

The output voltage should be selected correctly, consulting the rating of the user device before inserting the plug.

The relevant indicator LED allows the chosen voltage to be clearly seen.

NOTES: not suitable for installation in wall-mounting boxes or free-standing containers.

DATA - NATURAL SATIN BEIGE VERSION

TV-SAT SOCKETS



GW 13 361

COAXIAL TV SOCKETS (5-2400 MHZ), CLASS A SHIELDING - MALE IEC CONNECTOR Ø 9.5 MM

Code	Description	Attenuation	No. modules	Pack / Carton
GW13361	Direct	0 dB	1	1/48
GW13362	Through wiring	5 dB	1	1/24
GW13363	Through wiring	10 dB	1	1/24

CHARACTERISTICS: GW13361 allows the passage of voltage/current of remote power supply and/or control signals towards the user port (max 24V - 500 mA).

GW20277 in combination with feedthrough socket-outlets allows you to make terminal socket-outlets.

APPLICATIONS: Socket-outlets suitable for return channel.

NOTES: the TV 5dB GW13362 coaxial socket-outlet is defined with conditional use: it is a special feedthrough socket-outlet, and must be used as such, with the only difference that the user port (socket-outlet towards the user device) must always be closed with a 75-Ohm load. (TV, VCR, SAT receiver or 75-Ohm termination)



GW 13 371

COAXIAL TV-SAT SOCKETS (5-2400 MHZ), CLASS A SHIELDING - FEMALE F CONNECTOR

Code	Description	Attenuation	No. modules	Pack / Carton
GW13371	Direct	0 dB	1	1/48
GW13372	Through wiring	5 dB	1	1/24
GW13373	Through wiring	10 dB	1	1/24

CHARACTERISTICS: GW13371 allows the passage of voltage/current of remote power supply and/or control signals towards the user port (max 24V - 500 mA).

GW20277 in combination with feedthrough socket-outlets allows you to make terminal socket-outlets.

APPLICATIONS: Socket-outlets suitable for return channel.

NOTES: the TV-SAT 5dB GW13372 coaxial socket-outlet is defined with conditional use: it is a special feedthrough socket-outlet, and must be used as such, with the only difference that the user port (socket-outlet towards the user device) must always be closed with a 75-Ohm load (TV, VCR, SAT receiver or 75-Ohm termination).



GW 13 382

TV-FM-SAT SOCKETS

Code	Connectors	Description	Attenuation	No. modules	Pack / Carton
GW13381	TV-FM	Direct	0 dB	2	1/24
GW13382	TV-FM-SAT	Direct	0 dB	2	1/24
GW13383	TV-SAT	Direct	0 dB	2	1/24

CHARACTERISTICS: TV-FM direct co-axial socket-outlet GW13381: male IEC-type TV connector \varnothing 9.5mm, female IEC-type FM connector \varnothing 9.5mm.

TV-FM-SAT direct co-axial socket-outlet GW13382: male IEC-type TV connector \varnothing 9.5mm, female IEC-type FM connector \varnothing 9.5mm, female F-type SAT connector.

TV-SAT direct co-axial socket-outlet GW13383: male IEC-type TV connector \varnothing 9.5mm, female F-type SAT connector.

NOTES: demixed socket-outlets with input for co-axial cable \varnothing 5mm or 7mm.



GW 13 367

COAXIAL TV SOCKETS (5-2400 MHZ), CLASS A SHIELDING - MALE IEC CONNECTOR \varnothing 9.5MM

Code	Description	Attenuation	No. modules	Pack / Carton
GW13367	Direct	0 dB	2	1/24

CHARACTERISTICS: allows the passage of voltage/current of remote power supply and/or control signals towards the user port (max 24V - 500 mA).

APPLICATIONS: socket-outlets suitable for return channel.



GW 13 377

COAXIAL TV-SAT SOCKETS (5-2400 MHZ), CLASS A SHIELDING - FEMALE F CONNECTOR

Code	Description	Attenuation	No. modules	Pack / Carton
GW13377	Direct	0 dB	2	1/24

CHARACTERISTICS: allows the passage of voltage/current of remote power supply and/or control signals towards the user port (max 24V - 500 mA).

APPLICATIONS: socket-outlets suitable for return channel.



GW 13 386

COVERS FOR TV-SAT-R ANTENNA SOCKETS

Code	Description	No. holes	Pack / Carton
GW13386	For TV-R base	2	1/24
GW13387	For TV/R-SAT base	2	1/24

APPLICATIONS: suitable for integration on the Chorus range of TV-SAT-R standard bases available on the market.

ACCESSORIES SUPPLIED: fixing screws.

TELEPHONE SOCKETS



GW 13 401

RJ11 TELEPHONE SOCKETS

Code	Description	Connection	No. modules	Pack / Carton
GW13401	RJ11	Screw-on terminals	1	1/24

APPLICATIONS: telephone, telefax, modem.



GW 13 409

RJ11 TELEPHONE SOCKET

Code	Description	Connection	No. modules	Pack / Carton
GW13409	RJ11	Screw-on terminals	2	1/24

APPLICATIONS: telephone, telefax, modem.



GW 13 406

BRITISH STANDARD TELEPHONE SOCKET

Code	Description	Connection	No. modules	Pack / Carton
GW13406	6 contacts	Screw-on terminals	1	1/24

DATA SOCKETS



GW 13 421

RJ45 SOCKETS

Code	Description	Number pairs	Use category	Cables	Connection	No. modules	Pack / Carton
GW13421	RJ45	4	5e	UTP	Toolless	1	1/24
GW13422	RJ45	4	5e	FTP	Toolless	1	1/24
GW13423	RJ45	4	6	UTP	Toolless	1	1/24
GW13424	RJ45	4	6	FTP	Toolless	1	1/24

APPLICATIONS: LANs up to 100MHz (e.g. Ethernet, Token Ring networks) for cat. 5e; LANs up to 250MHz (e.g. Videoconference systems, CCTV) for cat. 6.

NOTES: circuit identification label included.




GW 13 431

ADAPTERS FOR HOUSING DATA CONNECTORS

Code	Compatibility	No. modules	Pack / Carton
GW13431	AMP / Keystone Jack	1	1/48
GW13438	SYSTIMAX COMMSCOPE	1	1/48

NOTES: with regard to the technological developments and dimensional variants introduced by connector manufacturers, you are advised to check in advance the full compatibility between the connector and the GEWISS adapter.

AUDIO AND VIDEO SOCKETS



GW 13 453

AUDIO AND VIDEO SOCKETS

Code	Description	No. modules	Pack / Carton
GW13453	Double RCA	1	1/24
GW13454	For loudspeaker	1	1/24
GW13458	Speaker socket	1	1/24

CHARACTERISTICS: GW13453 double RCA stud connector, red and white, weld-in connection.

GW13454 welding connection. GW13458 front access terminals for inserting 1.5 mm² rigid wires, insulator punching rear connection suitable for cables AWG24 or max 0.25mm².

USB AND HDMI COUPLERS AND SOCKETS



GW 13 459

USB SOCKETS

Code	Description	No. modules	Pack / Carton
GW13459	USB socket-outlet	1	1/24

CHARACTERISTICS: A-type USB 2.0 female connector, with screw terminals on the back.



GW 38 056

USB AND HDMI COUPLERS

Code	Description	Type	Compatibility	Pack / Carton
GW38056	HDMI coupler	Female/Female	Keystone Jack	1/48
GW38057	USB coupler	Female/Female - A type	Keystone Jack	1/48

NOTES: for adapters designed to house data connectors (Chorus, System, Playbus and Dahlia) with Keystone Jack type coupling and permutation panels.

USB CHARGER



GW 13 449

USB POWER SUPPLY FOR ELECTRONIC DEVICES

Code	Supply voltage	Output voltage	Max current supplied	Type of port	No. modules	Pack / Carton
GW13449	100 ÷ 240 V ac - 50/60 Hz	5V dc	3 A	A+C	1	1/10

CHARACTERISTICS: suitable for recharging a single electronic device (e.g. tablet) or two devices simultaneously (e.g. a tablet and smartphone). The division of the current delivered to the two outputs depends on the state of charge of the connected devices.

PROTECTION - NATURAL SATIN BEIGE VERSION


MINIATURE CIRCUIT BREAKERS



GW 13 463

MCB - MINIATURE CIRCUIT BREAKERS - C CHARACTERISTIC - 230V AC

Code	Description	Rated current (A)	Breaking capacity	No. modules	Pack / Carton
GW13461	Single pole (1P)	6	3 kA	1	1/12
GW13462	Single pole (1P)	10	3 kA	1	1/12
GW13463	Single pole (1P)	16	3 kA	1	1/12
GW13466	Two-pole (1P+N)	6	3 kA	1	1/12
GW13467	Two-pole (1P+N)	10	3 kA	1	1/12
GW13468	Two-pole (1P+N)	16	3 kA	1	1/12




GW 13 488

RCBO - RESIDUAL CURRENT BREAKERS WITH OVERCURRENT PROTECTION - C CHARACTERISTIC - CLASS A - 230V AC - 50/60 HZ

Code	Description	Rated current (A)	Breaking capacity	I _{dn}	No. modules	Pack / Carton
GW13482	Two-pole (1P+N)	6	3 kA	10 mA	2	1/6
GW13483	Two-pole (1P+N)	6	3 kA	30 mA	2	1/6
GW13485	Two-pole (1P+N)	10	3 kA	10 mA	2	1/6
GW13486	Two-pole (1P+N)	10	3 kA	30 mA	2	1/6
GW13488	Two-pole (1P+N)	16	3 kA	10 mA	2	1/6
GW13489	Two-pole (1P+N)	16	3 kA	30 mA	2	1/6

PROTECTION DEVICES



GW 13 491

FUSE HOLDER - 250V AC

Code	Rated current (A)	Fuse type	No. modules	Pack / Carton
GW13491	16	Ø 6.3x32 mm	1	1/12

CHARACTERISTICS: fuse not included.



GW 13 492

SURGE PROTECTION DEVICE - 230V AC

Code	Uc	Up	No. modules	Pack / Carton
GW13492	275 V ac 50/60Hz	1 kV	1	1/12

CHARACTERISTICS: green LED for status signalling.

APPLICATIONS: protection of electronic devices (TV, HI-FI, computer, etc.) from overvoltage (resulting from atmospheric conditions or manoeuvres) that could be channelled from the power supply lines.

INDICATOR - NATURAL SATIN BEIGE VERSION

INDICATOR LIGHT DEVICES



GW 13 622

SINGLE INDICATOR LAMPS - 1 MODULE

Code	Diffuser colour	Colour meaning	No. modules	Pack / Carton
GW13621	Opal diffuser	Neutral	1	1/24
GW13622	Green	Safety	1	1/24
GW13623	Red	Danger	1	1/24
GW13624	Amber	Attention	1	1/24

CHARACTERISTICS: LED signalling units, not included.

APPLICATIONS: the meaning of the diffusers refers to the recommendations of standard EN60073 with regard to the use of the colours in indicator lights.



GW 13 629

DOUBLE INDICATOR LAMPS - 1 MODULE

Code	Diffuser colour	No. modules	Pack / Carton
GW13628	Opal diffuser	1	1/24
GW13629	Red/green	1	1/24

CHARACTERISTICS: LED signalling units, not included.

APPLICATIONS: the meaning of the diffusers refers to the recommendations of standard EN60073 with regard to the use of the colours in indicator lights.



GW 13 633

PROTRUDING INDICATOR LAMPS - 2 MODULES

Code	Supply voltage	Diffuser colour	Lamp	No. modules	Pack / Carton
GW13631	12V ac/dc - 230V ac 50/60 Hz	Opal diffuser	White LED	2	1/24
GW13632	12V ac/dc - 230V ac 50/60 Hz	Green	White LED	2	1/24
GW13633	12V ac/dc - 230V ac 50/60 Hz	Red	White LED	2	1/24
GW13634	12V ac/dc - 230V ac 50/60 Hz	Amber	White LED	2	1/24

CHARACTERISTICS: highly efficient white LED, powered at 12V ac/dc - 230V ac with double power supply inlet.

APPLICATIONS: suitable for special applications such as the signalling of calls from hospital wards.

NOTES: complete with lamp.




GW 13 656

STAIR RISER LAMP

Code	Supply voltage	Diffuser colour	Lamp	No. modules	Pack / Carton
GW13651	12V ac/dc - 230V ac 50/60 Hz	Opal diffuser	White LED	2	1/24
GW13656	12V ac/dc - 230V ac 50/60 Hz	Opal diffuser	White LED	4	1/2

CHARACTERISTICS: highly efficient white LED, powered at 12V ac/dc - 230V ac with double power supply inlet.

ANTI BLACK-OUT AND EMERGENCY LAMPS



GW 13 661

EXTRACTABLE ANTI BLACK-OUT LAMP

Code	Supply voltage	Power supply batteries	Minimum autonomy	Lamp	Pack / Carton
GW13661	230 V ac - 50/60 Hz	Ni - Mh	2 h	LED	1/6

CHARACTERISTICS: equipped with a 3-position selector on the front panel, for anti black-out inhibition and night functioning. To be inserted in any socket-outlet of the Italian, German or French type. Highly efficient, white LED lamp.



GW 13 662

ANTI BLACK-OUT LAMP

Code	Supply voltage	Power supply batteries	Minimum autonomy	Lamp	No. modules	Pack / Carton
GW13662	230 V ac - 50/60 Hz	Ni - Mh	1 h	White LED	1	1/12

CHARACTERISTICS: green LED for the presence of mains voltage signalling. Highly efficient, white LED lamp.



GW 13 663


AUTONOMOUS EMERGENCY LAMPS

Code	Supply voltage	Power supply batteries	Minimum autonomy	Lamp	No. modules	Pack / Carton
GW13663	230 V ac - 50/60 Hz	Ni - Mh	1 h	White LED	2	1/6
GW13666	230 V ac - 50/60 Hz	Ni - Mh	1 h	White LED	4	1/2

CHARACTERISTICS: green mains presence signal LED. Highly efficient, white LED lamps.

APPLICATIONS: compliant with standards EN60598-2-22.

ACOUSTIC SIGNALLING DEVICES




GW13 601

RINGERS

Code	Supply voltage	Max power consumption	Sound intensity	No. modules	Pack / Carton
GW13601	12V ac - 50 Hz	8 VA	80 dB (at 1 m)	1	1/24
GW13602	230V ac - 50 Hz	8 VA	80 dB (at 1 m)	1	1/24

CHARACTERISTICS: for intermittent use (5 sec. ON / 15 sec. OFF).




GW13 606

BUZZERS

Code	Supply voltage	Max power consumption	Sound intensity	No. modules	Pack / Carton
GW13606	12V ac - 50 Hz	8 VA	70 dB (at 1 m)	1	1/24
GW13607	230V ac - 50 Hz	8 VA	70 dB (at 1 m)	1	1/24

CHARACTERISTICS: for intermittent use (5 sec. ON / 15 sec. OFF).



GW13 611

THREE TONE RINGER AND THREE INDEPENDENT INPUTS

Code	Supply voltage	Max power consumption	Sound intensity	No. modules	Pack / Carton
GW13611	12V ac/dc	3 VA	80 dB (at 1 m)	2	1/6
GW13612	230V ac - 50 Hz	6 VA	80 dB (at 1 m)	2	1/6

CHARACTERISTICS: for continuous use. Three tones (alarm, ring and two-tone) with adjustable sound intensity.

APPLICATIONS: it is possible to combine the outdoor call, indoor call and alarm functions with one single device.

ENERGY, TEMPERATURE AND COMFORT MANAGEMENT - NATURAL SATIN BEIGE VERSION

TEMPERATURE CONTROL DEVICES



GW13 705

THERMOSTAT

Code	Supply voltage	Temperature adjustment	Output contacts	No. modules	Pack / Carton
GW13705	230 V ac - 50/60 Hz	From +5°C to +35°C	1NO / NC 8A(AC1) 250V ac	2	1/2

CHARACTERISTICS: choice of working mode by means of selector located on the front: summer (air-conditioner), OFF, winter (boiler).

Two-colour front LED to signal the output status (open/closed contact). The lighting up of the LED also indicates mains presence.

DIMMER



GW13 575

UNIVERSAL ROTATING ELECTRONIC REGULATOR

Code	Supply voltage	No. modules	Pack / Carton
GW13575	230V ac - 50 Hz	1	1/12

CHARACTERISTICS: suitable for dimming incandescent and halogen lamps 230 V ac (10-160 W); low-voltage halogen lamps (12 V ac) with electronic transformers (10-160 W) and LED lamps 230 V ac (4-160W), rotary control with 2-way switch. Equipped with amber-colour-red signalling LED. Can be operated without neutral connection.

NOTES: the installation of more than one dimmer side-by-side in a single container is not permitted. To avoid overheating, insert a blanking module between two dimmers. If installing two dimmers in the same box, the maximum loads that can be controlled by each dimmer must be reduced by 50%.



GW13 564

ROTATING ELECTRONIC REGULATORS FOR RESISTIVE/INDUCTIVE LOADS

Code	Supply voltage	Resistive load 230V ac	Inductive load 230V ac	No. modules	Pack / Carton
GW13564	230 V ac - 50/60 Hz	100 - 900 W	40 - 300 VA	1	1/12
GW13567	230 V ac - 50/60 Hz	100 - 500 W	100 - 500 VA	1	1/12

CHARACTERISTICS: with signalling led orange. GW13567 rotary command with two-way switch.

GW13564 compliance with the EMC directive is only guaranteed by connecting the regulator to an LC filter with the following characteristics: L=1mH - 5A, C=0.15uF - 275V X2, according to the documentation provided with the product. Item designated solely for export to a limited number of countries outside of the European Union or countries applying to become part of the European Free Trade Area. Contact GEWISS Customer Service to check the product meets the regulations of the country concerned before importing it.

NOTES: to avoid overheating, the side by side installation of several products in a single container is not permitted; insert a blanking module between two electronic devices. If installing two regulators in the same box, the maximum loads that can be commanded by each regulator must be reduced by 50%.



GW13 572 A

UNIVERSAL ELECTRONIC REGULATORS WITH PUSH-BUTTON

Code	Supply voltage	No. modules	Pack / Carton
GW13572A	230V ac - 50/60 Hz	1	1/12
GW13573A	230V ac - 50/60 Hz	2	1/6

CHARACTERISTICS: for the regulation and switching of incandescent and halogen lamps 230V AC (40-300W), low voltage halogen and LED lamps with electronic and winding transformers (40-300W), LED lamps 230V AC with dimmer function (5-150W). Manual selection of the type of load (Leading Edge or Trailing Edge piloting), soft-start function for lamp protection. Possibility to command and regulate from remote control push-buttons with NO contacts. Equipped with orange signalling LED.

NOTES: to avoid overheating, the side-by-side installation of several products in a single container is not permitted; insert a blanking module between two electronic devices. If two regulators are installed in the same box, the maximum loads that can be commanded by each regulator must be reduced by 50%.



GW13 568

ELECTRONIC REGULATOR WITH BUTTON FOR RESISTIVE/INDUCTIVE LOADS


Code	Supply voltage	Resistive load 230V ac	Inductive load 230V ac	No. modules	Pack / Carton
GW13568	230V ac - 50 Hz	60 - 500 W	60 - 500 VA	1	1/12

CHARACTERISTICS: possibility to command and regulate from remote control push-buttons with NO contact. With signalling led orange.

NOTES: to avoid overheating, the side by side installation of several products in a single container is not permitted; insert a blanking module between two electronic devices. If installing two regulators in the same box, the maximum loads that can be commanded by each regulator must be reduced by 50%.

TECHNICAL ALARMS - NATURAL SATIN BEIGE VERSION

GAS DETECTORS



GW 10 720


POWER SUPPLY UNIT 12VDC

Code	Supply voltage	Output voltage	Max current supplied	Dimensions LxHxD (mm)	Pack / Carton
GW10720	100 ÷ 240 V ac - 50/60 Hz	12V dc	300 mA	52x33x17	1/10

APPLICATIONS: to be used for powering LPG detectors (GW1x711, GW2x868, GW30520), methane detectors (GW1x712, GW2x867, GW30519); Thermo ICE KNX (GW16974CB, GW16974CL, GW16974CN, GW16974CT) thermostats.

ACCESSORIES

SIGNALLING UNITS



GW 10 881

LED SIGNALLING UNITS - 230V AC - 0.6 W

Code	Lamp voltage	Lamp power	Lamp	Light emitted	Cable Colour	Pack / Carton
GW10881DY	230 V ac - 50/60 Hz	0.6 W	LED	Blue	Blue	1/10
GW10882DY	230 V ac - 50/60 Hz	0.6 W	LED	White	White	1/10

NOTES: the LED signalling units are supplied with power supply cables (length 10 cm).



GW 10 894


LED SIGNALLING UNITS - 12-24V AC/DC - 0.6 W

Code	Lamp voltage	Lamp power	Lamp	Light emitted	Cable Colour	Pack / Carton
GW10894DY	12-24V ac/dc	0.6 W	LED	White	White	1/10

NOTES: the LED signalling units are supplied with power supply cables (length 10 cm).



ChoruSmart



Scan the QR Code and find out all the technical informations.

INNOVATIVE




ChoruSmart offers the best technologies for an aesthetic and functional experience suitable for every person. In particular, the new EVO axial and touch controls offer the ability to centralize the management of lights and shutters with an extremely simplified installation.

AESTHETIC VARIABILITY



The wide range of options for customising the devices, in terms of colour and modularity, ensures a vast choice of solutions. Six colourways are available: three with a satin finish and three with a glossy finish, for a perfect match between the devices and the plate.

SCALABLE




ChoruSmart began as a traditional domestic series, but with the addition of a few Connected Smart Home or Home&Building Pro elements, it can become smart and suitable for both renovations and new buildings. The combination of colours, materials, finishes and shapes offers something for every taste and need.

ChoruSmart

Black modular devices

The ChoruSmart modular devices make it possible to create infinite combination between devices and plates, thanks to a complete range that is able to satisfy all design, functional and installation requirements. Colors and finishes: satin black, elegant and classy. Unlimited functions in reduced spaces: the ChoruSmart range consists of rocker button keys with 1/2, 1 and 2 modules, to optimise space as needed, and axial keys in EVO or SMART version, to satisfy even the most modern needs. Front coupling: the front coupling makes the component assembly and release operations simple and quick, enabling these to be completed without removing the support, unique for all the plates and fruits.



COMMAND - SATIN BLACK VERSION

COMMAND DEVICES - ROCKERS - SCREW TERMINALS



GW 12 001

ONE-WAY SWITCHES 1P - 250V AC

Code	Description	Button key	Rated power of 230V LED lamps	Pack / Carton
No. modules: 1				
GW12001DY01	1P - 16AX	Neutral	200 W	10/100
No. modules: 1/2				
GW12021DY	1P - 10AX	Neutral	100 W	20/160
No. modules: 2				
GW12031DY	1P - 16AX	Neutral	200 W	10/60

CHARACTERISTICS: the illuminable articles use LED signalling units, not included.



GW 12 004

ONE-WAY SWITCHES 2P - 250V AC

Code	Description	Button key	Symbol	Rated power of 230V LED lamps	Pack / Carton
No. modules: 1					
GW12004DY	2P - 16 AX	Neutral	0/1	200 W	20/320
GW12006	2P - 10AX	With key	0/1	100 W	1/12

CHARACTERISTICS: the illuminable articles use LED signalling units, not included.

NOTES: GW12006 equipped with 2 keys. Key extractable in both positions. Spare keys: GW20901.



GW 12 051

TWO-WAY SWITCHES 1P - 250V AC

Code	Description	Button key	Rated power of 230V LED lamps	Pack / Carton
No. modules: 1				
GW12051DY01	1P - 16AX	Neutral	200 W	10/100
GW12054	1P - 10AX	With key	100 W	1/12
No. modules: 1/2				
GW12061DY	1P - 10AX	Neutral	100 W	20/160
No. modules: 2				
GW12071DY	1P - 16AX	Neutral	200 W	20/120

CHARACTERISTICS: the illuminable articles use LED signalling units, not included.

NOTES: GW12054 equipped with 2 keys. Key extractable in both positions. Spare keys: GW20901.



GW 12 091

INTERMEDIATE SWITCHES 1P - 250V AC

Code	Description	Button key	Rated power of 230V LED lamps	Pack / Carton
No. modules: 1				
GW12091DY01	1P - 16AX	Neutral	200 W	10/100

CHARACTERISTICS: the illuminable articles use LED signalling units, not included.



GW 12 121

THREE-WAY SWITCHES 1P - 250V AC

Code	Description	Button key	Symbol	Rated power of 230V LED lamps	Pack / Carton
No. modules: 1					
GW12121DY	1P - 10AX	Neutral	UP - DOWN	100 W	20/320

CHARACTERISTICS: three standing positions. Both contacts are open in the central position (OFF).

APPLICATIONS: command of circuits requiring an interlock (e.g. operating motorised devices with direction reversal). 2-user selective control.



GW 12 131

PUSH-BUTTONS 1P - 250V AC

Code	Description	Button key	Symbol	Pack / Carton
No. modules: 1				
GW12131DY01	1P NO - 16A	Neutral	-	10/100
GW12136	1P NO - 16A	Pull-cord	-	1/12
GW12141DY	1P NO+NO - 16 A	Double	-	20/320
No. modules: 1/2				
GW12161DY	1P NO - 10A	Neutral	-	20/160

CHARACTERISTICS: the illuminable articles use LED signalling units, not included.

GW12136 Cord in insulating material, 140cm long, with red knob.

GW12140 Button with mechanical interlock. Both contacts are open in the central position (OFF); advisable for activating motorised devices with direction reversal (e.g. roller-shutters, curtains, etc.).

GW12141 independent push-buttons that can also be activated simultaneously.



GW 12 134

PUSH-BUTTONS 2P - 250V AC

Code	Description	Button key	Symbol	Pack / Carton
No. modules: 1				
GW12145	2P NO - 10A	With key	-	1/12

CHARACTERISTICS: the illuminable articles use LED signalling units, not included.

NOTES: GW12145 equipped with 2 keys. Spare keys: GW30912.



GW 12 191

PUSH-BUTTONS 1P WITH ILLUMINATED NAME PLATE - 250V AC

Code	Description	Lamp voltage	Lamp	Lamp power	Pack / Carton
No. modules: 2					
GW12191DY	1P NO - 10A	12-24V ac/dc	Cartridge lamp 56x36 mm (not included)	2 W	20/120

CHARACTERISTICS: lamp not included.

SOFT-CLICK, ROCKER ELECTRONIC PUSH BUTTONS



GW 12 915

UNIVERSAL SOFT-CLICK ELECTRONIC PUSH-BUTTON

Code	Type of contact	Button key	Type of use	No. modules	Pack / Carton
GW12915	1NO/NC 4A (AC1) 230 V ac - Potential-free Neutral		Relay, dimmer, bus contacts interfaces	1	1/12

CHARACTERISTICS: push-button suitable for connection of KNX BUS contact interfaces, or the command of bistable relays, electronic one-way switches for heavy duty loads, or dimmers with a remote control input.



GW 12 912

BACKLIT SOFT-CLICK ELECTRONIC PUSH-BUTTON

Code	Supply voltage	Type of contact	Button key	Type of use	Pack / Carton
GW12912	230 V ac - 50/60 Hz	1NO 4A (AC1) 230 V ac	With diffuser	Relay, dimmer	1/12

CHARACTERISTICS: push-button for controlling latching relays, electronic switches for heavy duty loads, or dimmers with a remote control input. Equipped with amber localisation LED.



GW 12 913

BACKLIT SOFT-CLICK ELECTRONIC PUSH-BUTTONS FOR BUS INPUTS

Code	Type of contact	Button key	Type of use	Pack / Carton
No. modules: 1				
GW12913	1NO - Potential-free	With diffuser	Bus contacts interfaces	1/12
GW12916	1NO - Potential-free	With replaceable neutral lens	Bus contacts interfaces	1/12
No. modules: 2				
GW12917	1NO - Potential-free	With diffuser	Bus contacts interfaces	1/6
GW12918	1NO - Potential-free	With replaceable neutral lens	Bus contacts interfaces	1/6

CHARACTERISTICS: push-button for BUS inputs, suitable for KNX BUS contact interface connections. Equipped with 2-colour (amber/green) LED with colour selector (can be set up to work as a night-time localisation lamp or to indicate the load status).



GW 12 914

DOUBLE SOFT-CLICK ELECTRONIC PUSH-BUTTON

Code	Type of contact	Button key	Symbol	No. modules	Pack / Carton
GW12914	Dual, potential-free and with interlock	Neutral	UP - DOWN	1	1/12

CHARACTERISTICS: double push-button suitable for connecting KNX BUS contact interfaces or electronic control panels for moving roller shutters.

BLANKING MODULES AND CABLE OUTLET



GW 12 195

BLANKING MODULES

Code	Description	No. modules	Pack / Carton
GW12195DY	1 module	1	1/99
GW12197DY	1/2 module	1/2	20/160
GW12198	2 modules	2	1/48
GW12199	3 modules	3	1/48



GW 12 194

CABLE OUTLET

Code	Description	No. modules	Pack / Carton
GW12196	1 module	1	1/48

NOTES: GW12196 with anti-traction cable fastener device, cables min 6mm ø, max 10mm ø.
GW12194 with anti-traction cable fastener device, cables min 4mm ø, max 10mm ø. To be installed with the cable output downwards.

MOVEMENT DETECTORS



GW 12 594

MOVEMENT DETECTOR

Code	Supply voltage	Output contacts	Pack / Carton
GW12594	230V ac - 50/60 Hz	1NO 3 A (AC1) 230 V ac	1/4

CHARACTERISTICS: adjustment of the intervention duration 15 sec - 10 min. Light sensitive threshold adjustment - min. 10 lux - max. inhibited.
Suitable for commanding halogen lamps/resistive loads: 700 W, incandescent lamps: 450 W, low voltage halogen lamps (12 V) controlled by toroidal or electronic transformers: 450 W, uncompensated fluorescent lamps: 2x58 W, motors and gear motors: 400 VA, LED loads: 60 W (max. 10 lamps).
Not suitable for compensated fluorescent lamps, for discharge lamps and for all loads not indicated that must be commanded using a support relay.
APPLICATIONS: Energy-saving: command of the lighting of rooms and areas only when people pass through.
Comfort and safety: automatic command of circuits without needing to activate one-way switches.
NOTES: do not install the product in watertight plates: the lid membrane does not allow the detector lens to work correctly. Detection beam angle 120°, depth of detection max 8 metres.



GW 10 595

CEILING-MOUNTED PRESENCE DETECTOR

Code	Supply voltage	Installation height (m)	Light sensor	Dimensions HxØ (mm)	Pack / Carton
GW10595	220/240 V ac - 50/60 Hz	From 2,2 to 6	< 3 ÷ 2000 Lux	44x111,5	1

CHARACTERISTICS: presence sensor, sensing range: 360° circle (max. diameter 18 metres); installable with fixing springs on a surface-mounted or recessed box. Suitable for the control of incandescent/halogen lamps: 1000W, LED lamps : 200W (4 / 23 W - max. 8 lamps).
NOTE: equipped with a surface-mount box capable of holding sensors from IP20 to IP44.

RELAY



GW12 723

RELAY - 230V AC 50/60HZ

Code	Type	No. of poles	Output contacts	Coil	Pack / Carton
No. modules: 1					
GW12721	Latching relay	1P	10 AX 250V ac	230V ac - 50/60 Hz	1/12
GW12724	Monostable relay	1P	1NO/NC 10A(AC1)/2A(AC15)250V ac	230V ac - 50/60 Hz	1/12

CHARACTERISTICS: GW12721 suitable for commanding incandescent/halogen lamps: 1000 W, fluorescent tubes with electronic ballast: 400 W, fluorescent tubes with electromechanical ballast: 360 W, compact fluorescent lamps (CFL): 200 W, LED lamps (230V ac): 200 W, low voltage halogen or LED lamps with electronic ballast: 200 W, low voltage halogen or LED lamps with electromechanical ballast: 400 W.

APPLICATIONS: GW12721 command of lighting devices from more than one point, by means of remote NO push-buttons.

GW12721, motor function/stop commands (extractors, air agitators, etc.).

GW12724 as an auxiliary element for commanding special loads, for distance signalling, for electrical separation between the command and use circuits.



GW12 726

CALL RELAY - 12V AC/DC

Code	Supply voltage	No. of poles	Output contacts	No. modules	Pack / Carton
GW12726	12V ac/dc	1P	1NO/NC 12 V (max. 1A)	1	1/12

CHARACTERISTICS: inlets for remote NO push-buttons for alarms (e.g. GW12136) and alarm reset (e.g. GW12145), green LED for alarm status signalling.

HOTEL COMPONENTS - SATIN BLACK VERSION

BADGE SWITCH



GW12 039

BADGE SWITCH

Code	Description	For badge card max. width	Rated power of 230V LED lamps	No. modules	Pack / Carton
GW12039	1P NO - 16 AX illuminable	54 mm	200 W	2	1/6

CHARACTERISTICS: the product can be fitted directly in 2-module plates; with plates of a greater modularity, you are advised to use 2 blanking modules for a 1/2 module (one on the right and one on the left).

APPLICATIONS: activation of circuits and services in hotel rooms (e.g. lights, air-conditioner, fridge-bar), indication of room occupied (with badge inserted)

NOTES: badges not included. The article uses LED signalling units, not included.

INTERCHANGEABLE BUTTON KEYS



GW12 733

INTERCHANGEABLE BUTTON KEYS

Code	Button key	Symbol	No. modules	Pack / Carton
GW12732	With diffuser	MUR	1	4/48

CHARACTERISTICS: with "Do not disturb" (DND) and "Make up the room" (MUR) pad printings. To be used for the customization of the Chorus command devices. GW12731 and GW12732 suitable for one-way switches, two-way switches, intermediate switches and push-buttons. GW12733 suitable for three-way switches and push-buttons with central OFF position.

INDICATOR LIGHT DEVICE



GW 12 736


DOUBLE INDICATOR LAMP

Code	Diffuser colour	Symbol	No. modules	Pack / Carton
GW12736	Opal diffuser	DND+MUR	1	1/24

CHARACTERISTICS: LED signalling units not included.

POWER - SATIN BLACK VERSION

PLUG SOCKET-OUTLETS - FRENCH STANDARD



GW 12 246

FRENCH STANDARD SOCKET-OUTLETS - 250V AC

Code	Description	For plug pins	No. modules	Pack / Carton
GW12246	2P - 16A	Ø 4 / 4.8 mm	2	1/24

CHARACTERISTICS: with safety shields.

SOCKET-OUTLETS - ITALIAN/GERMAN STANDARD



GW 12 203

ITALIAN STANDARD SOCKET-OUTLETS - 250V AC

Code	Description	Socket-out type	For plug pins	No. modules	Pack / Carton
GW12201DY	2P+E - 10A	P11	Ø 4 mm	1	20/320
GW12203DY01	2P+E - 16 A Dual amperage	P11-P17	Ø 4 / 5 mm	1	10/100

CHARACTERISTICS: with safety shields.



GW 12 204

ITALIAN/GERMAN STANDARD SOCKET-OUTLETS - 250V AC

Code	Description	Earth pit	Socket-out type	For plug pins	No. modules	Pack / Carton
GW12204DY	2P+E - 16 A Dual amperage	Side and central	P40	Ø 4 / 4.8 / 5 mm	2	20/120

CHARACTERISTICS: with safety shields.

SOCKET-OUTLETS FOR DEDICATED LINES - ITALIAN/GERMAN STANDARD




GW 10 213

ITALIAN STANDARD SOCKET-OUTLETS FOR DEDICATED LINES - 250V AC

Code	Description	Colour	Socket-out type	For plug pins	No. modules	Pack / Carton
GW10213DY	2P+E - 16 A Dual amperage	Red	P11-P17	Ø 4 / 5 mm	1	20/320

CHARACTERISTICS: with safety shields.



GW 10 214

ITALIAN/GERMAN STANDARD SOCKET-OUTLETS FOR DEDICATED LINES - 250V AC

Code	Description	Colour	Socket-out type	For plug pins	No. modules	Pack / Carton
GW10214DY	2P+E - 16 A Dual amperage illuminable	Red	P40	Ø 4 / 4.8 / 5 mm	2	20/120

CHARACTERISTICS: with safety shields. Pit of side and central earth contacts. Pre-arranged for housing LED signalling units, not included.

APPLICATIONS: possibility to indicate presence of auxiliary network.

SOCKET-OUTLETS - GERMAN STANDARD




GW 12 241

GERMAN STANDARD SOCKET-OUTLET - 250V AC

Code	Description	For plug pins	No. modules	Pack / Carton
GW12241DY01	2P+E - 16A	Ø 4.8 mm	2	10/60

CHARACTERISTICS: with safety shields.

SOCKET-OUTLETS - FRENCH STANDARD



GW 12 246

FRENCH STANDARD SOCKET-OUTLETS - 250V AC

Code	Description	For plug pins	No. modules	Pack / Carton
GW12246	2P - 16A	Ø 4 / 4.8 mm	2	1/24

CHARACTERISTICS: with safety shields.

SOCKET-OUTLETS - INTERNATIONAL STANDARD



GW 12 299

SOUTH AFRICAN STANDARD SOCKET-OUTLET - 250 V AC

Code	Description	For plug pins	No. modules	Pack / Carton
GW12299	2P+E - 16A	Round Ø 4,5 mm	1	12/240

CHARACTERISTICS: with safety shields.

INTERLOCKED SWITCHED SOCKET-OUTLETS



GW 12 311

INTERLOCKED SWITCHED SOCKET-OUTLETS WITH MINIATURE CIRCUIT BREAKER - 230V AC

Code	Description	Socket-out type	Miniature circuit breakers	Breaking capacity	No. modules	Pack / Carton
GW12311	2P+E - 16A	P17-P11	1P+N 16A	3 kA	2	1/6
GW12312	2P+E - 16A	P40	1P+N 16A	3 kA	3	1/4

CHARACTERISTICS: Interlocked switched socket-outlets with automatic miniature circuit breaker (C characteristic). Pits under tension only with plug inserted.

APPLICATIONS: suitable for installation in the system terminations to protect the load.



GW 12 321

INTERLOCKED SWITCHED SOCKET-OUTLETS WITH RESIDUAL MINIATURE CIRCUIT BREAKER - 230V AC

Code	Description	Socket-out type	Miniature circuit breakers	Breaking capacity	I _{dn}	No. modules	Pack / Carton
GW12321	2P+E - 16A	P17-P11	1P+N 16A	3 kA	10 mA	3	1/4
GW12322	2P+E - 16A	P40	1P+N 16A	3 kA	10 mA	4	1/2

CHARACTERISTICS: Interlocked switched socket-outlets with automatic miniature circuit breaker (C characteristic) and residual current circuit breaker (type A). Pits under tension only with plug inserted.

APPLICATIONS: suitable for installation in the system terminations to protect the load.

SHAVER SOCKET-OUTLET



GW 12 331

EURO-AMERICAN STANDARD SHAVER SOCKET-OUTLET WITH INSULATION TRANSFORMER

Code	Supply voltage	For plug pins	Selectable output voltage	Maximum power	No. modules	Pack / Carton
GW12331	230 V ac - 50/60 Hz	Ø 4 / 5 - 6.3x1.5 mm	120-230V ac	20 VA	3	1/2

CHARACTERISTICS: the socket-outlet is equipped with a self-protection device against overloading.

The output voltage should be selected correctly, consulting the rating of the user device before inserting the plug.

The relevant indicator LED allows the chosen voltage to be clearly seen.

NOTES: not suitable for installation in wall-mounting boxes or free-standing containers.

DATA - SATIN BLACK VERSION

TV-SAT SOCKETS



GW12361

COAXIAL TV SOCKETS (5-2400 MHZ), CLASS A SHIELDING - MALE IEC CONNECTOR Ø 9.5 MM

Code	Description	Attenuation	No. modules	Pack / Carton
GW12361	Direct	0 dB	1	1/48
GW12361DY	Direct	0 dB	1	10/100
GW12362	Through wiring	5 dB	1	1/24
GW12362DY	Through wiring	5 dB	1	10/100
GW12363	Through wiring	10 dB	1	1/24

CHARACTERISTICS: GW12361 allows the passage of voltage/current of remote power supply and/or control signals towards the user port (max 24 V - 500 mA).

GW20277 in combination with feedthrough socket-outlets allows you to make terminal socket-outlets.

APPLICATIONS: Socket-outlets suitable for return channel.

NOTES: the TV-SAT 5dB GW12362 coaxial socket-outlet is defined with conditional use: it is a special feedthrough socket-outlet, and must be used as such, with the only difference that the user port (socket-outlet towards the user device) must always be closed with a 75-Ohm load (TV, VCR, SAT receiver or 75-Ohm termination).



GW12371

COAXIAL TV-SAT SOCKETS (5-2400 MHZ), CLASS A SHIELDING - FEMALE F CONNECTOR

Code	Description	Attenuation	No. modules	Pack / Carton
GW12371	Direct	0 dB	1	1/48
GW12372	Through wiring	5 dB	1	1/24
GW12373	Through wiring	10 dB	1	1/24

CHARACTERISTICS: GW12371 allows the passage of voltage/current of remote power supply and/or control signals towards the user port (max 24 V - 500 mA).

GW20277 in combination with feedthrough socket-outlets allows you to make terminal socket-outlets.

APPLICATIONS: Socket-outlets suitable for return channel.

NOTES: the TV-SAT 5dB GW12372 coaxial socket-outlet is defined with conditional use: it is a special feedthrough socket-outlet, and must be used as such, with the only difference that the user port (socket-outlet towards the user device) must always be closed with a 75-Ohm load (TV, VCR, SAT receiver or 75-Ohm termination).



GW12382

TV-FM-SAT SOCKETS

Code	Connectors	Description	Attenuation	No. modules	Pack / Carton
GW12381	TV-FM	Direct	0 dB	2	1/24
GW12382	TV-FM-SAT	Direct	0 dB	2	1/24
GW12383	TV-SAT	Direct	0 dB	2	1/24

CHARACTERISTICS: TV-FM direct co-axial socket-outlet GW12381: male IEC-type TV connector ø 9.5mm, female IEC-type FM connector ø 9.5mm.

TV-FM-SAT direct co-axial socket-outlet GW12382: male IEC-type TV connector ø 9.5mm, female IEC-type FM connector ø 9.5mm, female F-type SAT connector.

TV-SAT direct co-axial socket-outlet GW12383: male IEC-type TV connector ø 9.5mm, female F-type SAT connector.

NOTES: demixed socket-outlets with input for co-axial cable Ø 5mm or 7mm.



GW12367

COAXIAL TV SOCKETS (5-2400 MHZ), CLASS A SHIELDING - MALE IEC CONNECTOR Ø 9.5MM

Code	Description	Attenuation	No. modules	Pack / Carton
GW12367	Direct	0 dB	2	1/24

CHARACTERISTICS: allows the passage of voltage/current of remote power supply and/or control signals towards the user port (max 24V - 500 mA).

APPLICATIONS: socket-outlets suitable for return channel.




GW 12 377

COAXIAL TV-SAT SOCKETS (5-2400 MHZ), CLASS A SHIELDING - FEMALE F CONNECTOR

Code	Description	Attenuation	No. modules	Pack / Carton
GW12377	Direct	0 dB	2	1/24

CHARACTERISTICS: allows the passage of voltage/current of remote power supply and/or control signals towards the user port (max 24V - 500 mA).
APPLICATIONS: socket-outlets suitable for return channel.



GW 12 386

COVERS FOR TV-SAT-R ANTENNA SOCKETS

Code	Description	No. holes	Pack / Carton
GW12386	For TV-R base	2	1/24
GW12387	For TV/R-SAT base	2	1/24

APPLICATIONS: suitable for integration on the Chorus range of TV-SAT-R standard bases available on the market.
ACCESSORIES SUPPLIED: fixing screws.

TELEPHONE SOCKETS



GW 12 401

RJ11 TELEPHONE SOCKETS

Code	Description	Connection	No. modules	Pack / Carton
GW12401	RJ11	Screw-on terminals	1	1/24
GW12401DY	RJ11	Screw-on terminals	1	10/100

APPLICATIONS: telephone, telefax, modem.




GW 12 409

RJ11 TELEPHONE SOCKET

Code	Description	Connection	No. modules	Pack / Carton
GW12409	RJ11	Screw-on terminals	2	1/24

APPLICATIONS: telephone, telefax, modem.



GW 12 406

BRITISH STANDARD TELEPHONE SOCKET

Code	Description	Connection	No. modules	Pack / Carton
GW12406	6 contacts	Screw-on terminals	1	1/24

DATA SOCKETS



GW 12 421

RJ45 SOCKETS

Code	Description	Number pairs	Use category	Cables	Connection	No. modules	Pack / Carton
GW12421	RJ45	4	5e	UTP	Toolless	1	1/24
GW12421DY	RJ45	4	5e	UTP	Toolless	1	10/100
GW12422	RJ45	4	5e	FTP	Toolless	1	1/24
GW12423	RJ45	4	6	UTP	Toolless	1	1/24
GW12424	RJ45	4	6	FTP	Toolless	1	1/24

APPLICATIONS: LANs up to 100MHz (e.g. Ethernet, Token Ring networks) for cat. 5e; LANs up to 250MHz (e.g. Videoconference systems, CCTV) for cat. 6.

NOTES: circuit identification label included.



GW 12 431

ADAPTERS FOR HOUSING DATA CONNECTORS

Code	Compatibility	No. modules	Pack / Carton
GW12431	AMP / Keystone Jack	1	1/48
GW12438	SYSTIMAX COMMSCOPE	1	1/48

NOTES: with regard to the technological developments and dimensional variants introduced by connector manufacturers, you are advised to check in advance the full compatibility between the connector and the GEWISS adapter.

AUDIO AND VIDEO SOCKETS



GW 12 453

AUDIO AND VIDEO SOCKETS

Code	Description	No. modules	Pack / Carton
GW12453	Double RCA	1	1/24
GW12454	For loudspeaker	1	1/24
GW12458	Speaker socket	1	1/24

CHARACTERISTICS: GW12453 double RCA stud connector, red and white, weld-in connection.

GW12454 welding connection. GW12458 front access terminals for inserting 1.5 mm² rigid wires, insulator punching rear connection suitable for cables AWG24 or max 0.25mm².

USB AND HDMI COUPLERS AND SOCKETS



GW 12 459

USB SOCKETS

Code	Description	No. modules	Pack / Carton
GW12459	USB socket-outlet	1	1/24

CHARACTERISTICS: A-type USB 2.0 female connector, with screw terminals on the back.



GW 38 056

USB AND HDMI COUPLERS

Code	Description	Type	Compatibility	Pack / Carton
GW38056	HDMI coupler	Female/Female	Keystone Jack	1/48
GW38057	USB coupler	Female/Female - A type	Keystone Jack	1/48

NOTES: for adapters designed to house data connectors (ChoruSmart, System and Playbus) with Keystone Jack type coupling and permutation panels.

USB CHARGERS



GW 12 449

USB POWER SUPPLY FOR ELECTRONIC DEVICES

Code	Supply voltage	Output voltage	Max current supplied	Type of port	No. modules	Pack / Carton
GW12449	100 ÷ 240 V ac - 50/60 Hz	5V dc	3 A	A+C	1	1/10

CHARACTERISTICS: suitable for recharging a single electronic device (e.g. tablet) or two devices simultaneously (e.g. a tablet and smartphone). The division of the current delivered to the two outputs depends on the state of charge of the connected devices.

PROTECTION - SATIN BLACK VERSION


MINIATURE CIRCUIT BREAKERS



GW 12 463

MCB - MINIATURE CIRCUIT BREAKERS - C CHARACTERISTIC - 230V AC

Code	Description	Rated current (A)	Breaking capacity	No. modules	Pack / Carton
GW12461	Single pole (1P)	6	3 kA	1	1/12
GW12462	Single pole (1P)	10	3 kA	1	1/12
GW12463	Single pole (1P)	16	3 kA	1	1/12
GW12466	Two-pole (1P+N)	6	3 kA	1	1/12
GW12467	Two-pole (1P+N)	10	3 kA	1	1/12
GW12468	Two-pole (1P+N)	16	3 kA	1	1/12



GW 12 488

RCBO - RESIDUAL CURRENT BREAKERS WITH OVERCURRENT PROTECTION - C CHARACTERISTIC - CLASS A - 230V AC - 50/60 HZ

Code	Description	Rated current (A)	Breaking capacity	I _{Δn}	No. modules	Pack / Carton
GW12482	Two-pole (1P+N)	6	3 kA	10 mA	2	1/6
GW12483	Two-pole (1P+N)	6	3 kA	30 mA	2	1/6
GW12485	Two-pole (1P+N)	10	3 kA	10 mA	2	1/6
GW12486	Two-pole (1P+N)	10	3 kA	30 mA	2	1/6
GW12488	Two-pole (1P+N)	16	3 kA	10 mA	2	1/6
GW12489	Two-pole (1P+N)	16	3 kA	30 mA	2	1/6

PROTECTION DEVICES



GW 12 491

FUSE HOLDER - 250V AC

Code	Rated current (A)	Fuse type	No. modules	Pack / Carton
GW12491	16	Ø 6.3x32 mm	1	1/12

CHARACTERISTICS: fuse not included.



GW 12 492

SURGE PROTECTION DEVICE - 230V AC

Code	Uc	Up	No. modules	Pack / Carton
GW12492	275 V ac 50/60Hz	1 kV	1	1/12

CHARACTERISTICS: green LED for status signalling.

APPLICATIONS: protection of electronic devices (TV, HI-FI, computer, etc.) from overvoltage (resulting from atmospheric conditions or manoeuvres) that could be channelled from the power supply lines.

INDICATOR - SATIN BLACK VERSION

INDICATOR LIGHT DEVICES



GW 12 622

SINGLE INDICATOR LAMPS - 1 MODULE

Code	Diffuser colour	Colour meaning	No. modules	Pack / Carton
GW12621	Opal diffuser	Neutral	1	1/24
GW12622	Green	Safety	1	1/24
GW12623	Red	Danger	1	1/24
GW12624	Amber	Attention	1	1/24

CHARACTERISTICS: LED signalling units, not included.

APPLICATION: the meaning of the diffusers refers to the recommendations of standard EN60073 with regard to the use of the colours in indicator lights.




GW 12 629

DOUBLE INDICATOR LAMPS - 1 MODULE

Code	Diffuser colour	No. modules	Pack / Carton
GW12628	Opal diffuser	1	1/24
GW12629	Red/green	1	1/24

CHARACTERISTICS: LED signalling units, not included.

APPLICATIONS: the meaning of the diffusers refers to the recommendations of standard EN60073 with regard to the use of the colours in indicator lights.



GW12 633

PROTRUDING INDICATOR LAMPS - 2 MODULES

Code	Supply voltage	Diffuser colour	Lamp	No. modules	Pack / Carton
GW12631	12V ac/dc - 230V ac 50/60 Hz	Opal diffuser	White LED	2	1/24
GW12632	12V ac/dc - 230V ac 50/60 Hz	Green	White LED	2	1/24
GW12633	12V ac/dc - 230V ac 50/60 Hz	Red	White LED	2	1/24
GW12634	12V ac/dc - 230V ac 50/60 Hz	Amber	White LED	2	1/24

CHARACTERISTICS: highly efficient white LED, powered at 12V ac/dc - 230V ac with double power supply inlet.

APPLICATIONS: suitable for special applications such as the signalling of calls from hospital wards.

NOTES: complete with lamp.



GW12 656

STAIR RISER LAMP

Code	Supply voltage	Diffuser colour	Lamp	No. modules	Pack / Carton
GW12651	12V ac/dc - 230V ac 50/60 Hz	Opal diffuser	White LED	2	1/24
GW12656	12V ac/dc - 230V ac 50/60 Hz	Opal diffuser	White LED	4	1/2

CHARACTERISTICS: highly efficient white LED, powered at 12V ac/dc - 230V ac with double power supply inlet.

ANTI BLACK-OUT AND EMERGENCY LAMPS



GW12 661

EXTRACTABLE ANTI BLACK-OUT LAMP

Code	Supply voltage	Power supply batteries	Minimum autonomy	Lamp	Pack / Carton
GW12661	230 V ac - 50/60 Hz	Ni - Mh	2 h	White LED	1/6

CHARACTERISTICS: equipped with a 3-position selector on the front panel, for anti black-out, inhibition and night functioning.

To be inserted in any socket-outlet of the Italian, German or French type. Highly efficient, white LED lamp.



GW12 662

ANTI BLACK-OUT LAMP

Code	Supply voltage	Power supply batteries	Minimum autonomy	Lamp	No. modules	Pack / Carton
GW12662	230 V ac - 50/60 Hz	Ni - Mh	1 h	White LED	1	1/12

CHARACTERISTICS: green LED for the presence of mains voltage signalling. Highly efficient, white LED lamp.



GW12 663

AUTONOMOUS EMERGENCY LAMPS

Code	Supply voltage	Power supply batteries	Minimum autonomy	Lamp	No. modules	Pack / Carton
GW12663	230 V ac - 50/60 Hz	Ni - Mh	1 h	White LED	2	1/6
GW12666	230 V ac - 50/60 Hz	Ni - Mh	1 h	White LED	4	1/2

CHARACTERISTICS: green mains presence signal LED. Highly efficient, white LED lamps.

APPLICATIONS: compliant with standards EN60598-2-22.

ACOUSTIC SIGNALLING DEVICES



GW 12 601

RINGERS

Code	Supply voltage	Max power consumption	Sound intensity	No. modules	Pack / Carton
GW12601	12V ac - 50 Hz	8 VA	80 dB (at 1 m)	1	1/24
GW12602	230V ac - 50 Hz	8 VA	80 dB (at 1 m)	1	1/24

CHARACTERISTICS: for intermittent use (5 sec. ON / 15 sec. OFF).



GW 12 606

BUZZERS

Code	Supply voltage	Max power consumption	Sound intensity	No. modules	Pack / Carton
GW12606	12V ac - 50 Hz	8 VA	70 dB (at 1 m)	1	1/24
GW12607	230V ac - 50 Hz	8 VA	70 dB (at 1 m)	1	1/24

CHARACTERISTICS: for intermittent use (5 sec. ON / 15 sec. OFF).



GW 12 611

THREE TONE RINGER AND THREE INDEPENDENT INPUTS

Code	Supply voltage	Max power consumption	Sound intensity	No. modules	Pack / Carton
GW12611	12V ac/dc	3 VA	80 dB (at 1 m)	2	1/6
GW12612	230V ac - 50 Hz	6 VA	80 dB (at 1 m)	2	1/6

CHARACTERISTICS: for continuous use. Three tones (alarm, ring and two-tone) with adjustable sound intensity.

APPLICATIONS: it is possible to combine the outdoor call, indoor call and alarm functions with one single device.

ENERGY, TEMPERATURE AND COMFORT MANAGEMENT - SATIN BLACK VERSION

TIMER DEVICES



GW 12 581

ELECTRONIC DAILY/WEEKLY TIMER, 1-CHANNEL

Code	Supply voltage	Output contacts	No. modules	Pack / Carton
GW12581	230 V ac - 50/60 Hz	1NO/NC 8A(AC1)/4A(AC15) 250V ac	2	1/2

CHARACTERISTICS: with rechargeable buffer battery to guarantee the updating of the calendar (date, day, time) in the event of a blackout.

TEMPERATURE CONTROL DEVICES



GW 12 703

TIMED THERMOSTAT - DAILY/WEEKLY PROGRAMMING

Code	Supply voltage	Temperature adjustment	Output contacts	No. modules	Pack / Carton
GW12703	230 V ac - 50/60 Hz	From +5°C to +40°C	1NO/NC 5A(AC1)/2A(AC15) 250V ac	2	1/2

CHARACTERISTICS: with rechargeable buffer battery to guarantee the updating of the calendar (date, day, time) in the event of a blackout.



GW 12 705

THERMOSTAT

Code	Supply voltage	Temperature adjustment	Output contacts	No. modules	Pack / Carton
GW12705	230 V ac - 50/60 Hz	From +5°C to +35°C	1NO / NC 8A(AC1) 250V ac	2	1/2

CHARACTERISTICS: choice of working mode by means of selector located on the front: summer (air-conditioner), OFF, winter (boiler).
Two-colour front LED to signal the output status (open/closed contact). The lighting up of the LED also indicates mains presence.

DIMMER



GW 12 575

UNIVERSAL ROTATING ELECTRONIC REGULATOR

Code	Supply voltage	No. modules	Pack / Carton
GW12575	230V ac - 50 Hz	1	1/12

CHARACTERISTICS: suitable for dimming incandescent and halogen lamps 230 V ac (10-160 W); low-voltage halogen lamps (12 V ac) with electronic transformers (10-160 W) and LED lamps 230 V ac (4-160W), rotary control with 2-way switch. Equipped with amber-colour-red signalling LED. Can be operated without neutral connection.

NOTES: the installation of more than one dimmer side-by-side in a single container is not permitted. To avoid overheating, insert a blanking module between two dimmers. If installing two dimmers in the same box, the maximum loads that can be controlled by each dimmer must be reduced by 50%.



GW 12 564

ROTATING ELECTRONIC REGULATORS FOR RESISTIVE/INDUCTIVE LOADS

Code	Supply voltage	Resistive load 230V ac	Inductive load 230V ac	No. modules	Pack / Carton
GW12564	230 V ac - 50/60 Hz	100 - 900 W	40 - 300 VA	1	1/12
GW12564DY	230 V ac - 50/60 Hz	100 - 900 W	40 - 300 VA	1	10/100
GW12567	230 V ac - 50/60 Hz	100 - 500 W	100 - 500 VA	1	1/12

CHARACTERISTICS: with signalling led orange. GW12567 rotary command with two-way switch.

GW12564 compliance with the EMC directive is only guaranteed by connecting the regulator to an LC filter with the following characteristics: L=1mH - 5A, C=0.15uF - 275V X2, according to the documentation provided with the product. Item designated solely for export to a limited number of countries outside of the European Union or countries applying to become part of the European Free Trade Area. Contact GEWISS Customer Service to check the product meets the regulations of the country concerned before importing it.

NOTES: to avoid overheating, the side by side installation of several products in a single container is not permitted; insert a blanking module between two electronic devices. If installing two regulators in the same box, the maximum loads that can be commanded by each regulator must be reduced by 50%.



GW12568

ELECTRONIC REGULATOR WITH BUTTON FOR RESISTIVE/INDUCTIVE LOADS

Code	Supply voltage	Resistive load 230V ac	Inductive load 230V ac	No. modules	Pack / Carton
GW12568	230V ac - 50 Hz	60 - 500 W	60 - 500 VA	1	1/12

CHARACTERISTICS: possibility to command and regulate from remote control push-buttons with NO contact. With signalling led orange.

NOTES: to avoid overheating, the side by side installation of several products in a single container is not permitted; insert a blanking module between two electronic devices. If installing two regulators in the same box, the maximum loads that can be commanded by each regulator must be reduced by 50%.

TECHNICAL ALARMS - SATIN BLACK VERSION

GAS DETECTORS



GW10720


POWER SUPPLY UNIT 12VDC

Code	Supply voltage	Output voltage	Max current supplied	Dimensions LxHxD (mm)	Pack / Carton
GW10720	100 ÷ 240 V ac - 50/60 Hz	12V dc	300 mA	52x33x17	1/10

APPLICATIONS: to be used for powering LPG detectors (GW1x711, GW2x868, GW30520), methane detectors (GW1x712, GW2x867, GW30519); Thermo ICE KNX (GW16974CB, GW16974CL, GW16974CN, GW16974CT) thermostats.

ACCESSORIES

SIGNALLING UNITS




GW10881

LED SIGNALLING UNITS - 230 V AC - 0.6 W

Code	Lamp voltage	Lamp power	Lamp	Light emitted	Cable Colour	Pack / Carton
GW10881DY	230 V ac - 50/60 Hz	0.6 W	LED	Blue	Blue	1/10
GW10882DY	230 V ac - 50/60 Hz	0.6 W	LED	White	White	1/10

NOTES: the LED signalling units are supplied with power supply cables (length 10 cm).



GW10894

LED SIGNALLING UNITS - 12-24 V AC/DC - 0.6 W

Code	Lamp voltage	Lamp power	Lamp	Light emitted	Cable Colour	Pack / Carton
GW10894DY	12-24V ac/dc	0.6 W	LED	White	White	1/10

NOTES: the LED signalling units are supplied with power supply cables (length 10 cm).



ChoruSmart



Scan the QR Code and find out all the technical informations.

INNOVATIVE




ChoruSmart offers the best technologies for an aesthetic and functional experience suitable for every person. In particular, the new EVO axial and touch controls offer the ability to centralize the management of lights and shutters with an extremely simplified installation.

AESTHETIC VARIABILITY



The wide range of options for customising the devices, in terms of colour and modularity, ensures a vast choice of solutions. Six colourways are available: three with a satin finish and three with a glossy finish, for a perfect match between the devices and the plate.

SCALABLE




ChoruSmart began as a traditional domestic series, but with the addition of a few Connected Smart Home or Home&Building Pro elements, it can become smart and suitable for both renovations and new buildings. The combination of colours, materials, finishes and shapes offers something for every taste and need.

ChoruSmart

Glossy titanium modular devices

The ChoruSmart modular devices make it possible to create infinite combination between devices and plates, thanks to a complete range that is able to satisfy all design, functional and installation requirements. Colors and finishes: glossy painted titanium, innovative and trendy.

Unlimited functions in reduced spaces: the ChoruSmart range consists of rocker button keys with ½, 1 and 2 modules, to optimise space as needed, and axial keys in EVO or SMART version, to satisfy even the most modern needs. Front coupling: the front coupling makes the component assembly and release operations simple and quick, enabling these to be completed without removing the support, unique for all the plates and fruits.



COMMAND - GLOSSY TITANIUM VERSION

COMMAND DEVICES - ROCKERS - SCREW TERMINALS



GW 14 001

ONE-WAY SWITCHES 1P - 250V AC

Code	Description	Button key	Rated power of 230V LED lamps	Pack / Carton
No. modules: 1				
GW14001DY	1P - 16AX	Neutral	200 W	10/100
No. modules: 2				
GW14031DY	1P - 16AX	Neutral	200 W	10/60

CHARACTERISTICS: the illuminable articles use LED signalling units, not included.



GW 14 004

ONE-WAY SWITCHES 2P - 250V AC

Code	Description	Button key	Symbol	Rated power of 230V LED lamps	Pack / Carton
No. modules: 1					
GW14006	2P - 10AX	With key	0/1	100 W	1/12

CHARACTERISTICS: the illuminable articles use LED signalling units, not included.

NOTES: GW14006 equipped with 2 keys. Key extractable in both positions. Spare keys: GW20901.



GW 14 051

TWO-WAY SWITCHES 1P - 250V AC

Code	Description	Button key	Rated power of 230V LED lamps	Pack / Carton
No. modules: 1				
GW14051DY01	1P - 16AX	Neutral	200 W	10/100
GW14054	1P - 10AX	With key	100 W	1/12
No. modules: 2				
GW14071DY	1P - 16AX	Neutral	200 W	20/120

CHARACTERISTICS: the illuminable articles use LED signalling units, not included.

NOTES: GW14054 equipped with 2 keys. Key extractable in both positions. Spare keys: GW20901.



GW 14 091

INTERMEDIATE SWITCHES 1P - 250V AC

Code	Description	Button key	Rated power of 230V LED lamps	Pack / Carton
No. modules: 1				
GW14091DY01	1P - 16AX	Neutral	200 W	10/100

CHARACTERISTICS: the illuminable articles use LED signalling units, not included.



GW 14 131

PUSH-BUTTONS 1P - 250V AC

Code	Description	Button key	Symbol	Pack / Carton
No. modules: 1				
GW14131DY01	1P NO - 16A	Neutral	-	10/100
GW14136	1P NO - 16A	Pull-cord	-	1/12

CHARACTERISTICS: the illuminable articles use LED signalling units, not included.

GW14136 Cord in insulating material, 140cm long, with red knob.

GW14140 Button with mechanical interlock. Both contacts are open in the central position (OFF); advisable for activating motorised devices with direction reversal (e.g. roller-shutters, curtains, etc.).

GW14141 independent push-buttons that can also be activated simultaneously.



GW 14 134

PUSH-BUTTONS 2P - 250V AC

Code	Description	Button key	Symbol	Pack / Carton
No. modules: 1				
GW14145	2P NO - 10A	With key	-	1/12

CHARACTERISTICS: the illuminable articles use LED signalling units, not included.

NOTES: GW14145 equipped with 2 keys. Spare keys: GW30912.

SOFT-CLICK, ROCKER ELECTRONIC PUSH BUTTONS



GW 14 915

UNIVERSAL SOFT-CLICK ELECTRONIC PUSH-BUTTON

Code	Type of contact	Button key	Type of use	No. modules	Pack / Carton
GW14915	1NO/NC 4A (AC1) 230 V ac - Potential-free	Neutral	Relay, dimmer, bus contacts interfaces	1	1/12

CHARACTERISTICS: push-button suitable for connection of KNX BUS contact interfaces, or the command of bistable relays, electronic one-way switches for heavy duty loads, or dimmers with a remote control input.



GW 14 912

BACKLIT SOFT-CLICK ELECTRONIC PUSH-BUTTON

Code	Supply voltage	Type of contact	Button key	Type of use	Pack / Carton
GW14912	230 V ac - 50/60 Hz	1NO 4A (AC1) 230 V ac	With diffuser	Relay, dimmer	1/12

CHARACTERISTICS: push-button for controlling latching relays, electronic switches for heavy duty loads, or dimmers with a remote control input.

Equipped with amber backlit LED.



GW 14 913

BACKLIT SOFT-CLICK ELECTRONIC PUSH-BUTTONS FOR BUS INPUTS

Code	Type of contact	Button key	Type of use	Pack / Carton
No. modules: 1				
GW14913	1NO - Potential-free	With diffuser	Bus contacts interfaces	1/12
GW14916	1NO - Potential-free	With replaceable neutral lens	Bus contacts interfaces	1/12
No. modules: 2				
GW14917	1NO - Potential-free	With diffuser	Bus contacts interfaces	1/6
GW14918	1NO - Potential-free	With replaceable neutral lens	Bus contacts interfaces	1/6

CHARACTERISTICS: push-button for BUS inputs, suitable for KNX BUS contact interface connections. Equipped with 2-colour (amber/green) LED with colour selector (can be set up to work as a night-time localisation lamp or to indicate the load status).



GW 14 914

DOUBLE SOFT-CLICK ELECTRONIC PUSH-BUTTON

Code	Type of contact	Button key	Symbol	No. modules	Pack / Carton
GW14914	Dual, potential-free and with interlock	Neutral	UP - DOWN	1	1/12

CHARACTERISTICS: double push-button suitable for connecting KNX BUS contact interfaces or electronic control panels for moving roller shutters.

BLANKING MODULES AND CABLE OUTLET



GW 14 195

BLANKING MODULES

Code	Description	No. modules	Pack / Carton
GW14195DY	1 module	1	1/99
GW14198	2 modules	2	1/48
GW14199	3 modules	3	1/48



GW 14 194

CABLE OUTLET

Code	Description	No. modules	Pack / Carton
GW14196	1 module	1	1/48

NOTES: GW14196 with anti-traction cable fastener device, cables min 6mm ø, max 10mm ø.

GW14194 with anti-traction cable fastener device, cables min 4mm ø, max 10mm ø. To be installed with the cable output downwards.

MOVEMENT DETECTORS



GW 14 594

MOVEMENT DETECTOR

Code	Supply voltage	Output contacts	Pack / Carton
GW14594	230V ac - 50/60 Hz	1NO 3 A (AC1) 230 V ac	1/4

CHARACTERISTICS: adjustment of the intervention duration 15 sec - 10 min. Light sensitive threshold adjustment - min. 10 lux - max. inhibited.

Suitable for commanding halogen lamps/resistive loads: 700 W, incandescent lamps: 450 W, low voltage halogen lamps (12 V) controlled by toroidal or electronic transformers: 450 W, uncompensated fluorescent lamps: 2x58 W, motors and gear motors: 400 VA, LED loads: 60 W (max. 10 lamps).

Not suitable for compensated fluorescent lamps, for discharge lamps and for all loads not indicated that must be commanded using a support relay.

APPLICATIONS: Energy-saving: command of the lighting of rooms and areas only when people pass through.

Comfort and safety: automatic command of circuits without needing to activate one-way switches.

NOTES: do not install the product in watertight plates: the lid membrane does not allow the detector lens to work correctly. Detection beam angle 120°, depth of detection max 8 metres.



GW 10 595

CEILING-MOUNTED PRESENCE DETECTOR

Code	Supply voltage	Installation height (m)	Light sensor	Dimensions HxØ (mm)	Pack / Carton
GW10595	220/240 V ac - 50/60 Hz	From 2,2 to 6	< 3 ÷ 2000 Lux	44x111,5	1

CHARACTERISTICS: presence sensor, sensing range: 360° circle (max. diameter 18 metres); installable with fixing springs on a surface-mounted or recessed box. Suitable for the control of incandescent/halogen lamps: 1000W, LED lamps : 200W (4 / 23 W - max. 8 lamps).

NOTE: equipped with a surface-mount box capable of holding sensors from IP20 to IP44.

RELAY


GW 14 721

RELAY - 230V AC 50/60HZ

Code	Type	No. of poles	Output contacts	Coil	Pack / Carton
No. modules: 1					
GW14721	Latching relay	1P	10 AX 250V ac	230V ac - 50/60 Hz	1/12
GW14724	Monostable relay	1P	1NO/NC 10A(AC1)/2A(AC15)250V ac	230V ac - 50/60 Hz	1/12

CHARACTERISTICS: GW14721 suitable for commanding incandescent/halogen lamps: 1000 W; fluorescent tubes with electronic ballast: 400 W, fluorescent tubes with electromechanical ballast: 360 W, compact fluorescent lamps (CFL): 200 W, LED lamps (230V ac): 200 W, low voltage halogen or LED lamps with electronic ballast: 200 W, low voltage halogen or LED lamps with electromechanical ballast: 400 W, lampade alogene o LED a bassa tensione con trasformatore elettromeccanico: 400 W.

APPLICATIONS: GW14721 command of lighting devices from more than one point, by means of remote NO push-buttons.

GW14721, motor function/stop commands (extractors, air agitators, etc.).

GW14724 as an auxiliary element for commanding special loads, for distance signalling, for electrical separation between the command and use circuits.



GW 14 726

CALL RELAY - 12V AC/DC

Code	Supply voltage	No. of poles	Output contacts	No. modules	Pack / Carton
GW14726	12V ac/dc	1P	1NO/NC 12 V (max. 1A)	1	1/12

CHARACTERISTICS: inlets for remote NO push-buttons for alarms (e.g. GW14136) and alarm reset (e.g. GW14145). green LED for alarm status signalling.

HOTEL COMPONENTS - GLOSSY TITANIUM VERSION
BADGE SWITCH


GW 14 039

BADGE SWITCH

Code	Description	For badge card max. width	Rated power of 230V LED lamps	No. modules	Pack / Carton
GW14039	1P NO - 16 AX illuminable	54 mm	200 W	2	1/6

CHARACTERISTICS: the product can be fitted directly in 2-module plates; with plates of a greater modularity, you are advised to use 2 blanking modules for a 1/2 module (one on the right and one on the left).

APPLICATIONS: activation of circuits and services in hotel rooms (e.g. lights, air-conditioner, fridge-bar), indication of room occupied (with badge inserted)

NOTES: badges not included. The article uses LED signalling units, not included.

INDICATOR LIGHT DEVICE



GW 14 736


DOUBLE INDICATOR LAMP

Code	Diffuser colour	Symbol	No. modules	Pack / Carton
GW14736	Opal diffuser	DND+MUR	1	1/24

CHARACTERISTICS: LED signalling units not included.

POWER - GLOSSY TITANIUM VERSION

PLUG SOCKET-OUTLETS - FRENCH STANDARD



GW 14 246

FRENCH STANDARD SOCKET-OUTLETS - 250V AC

Code	Description	For plug pins	No. modules	Pack / Carton
GW14246	2P - 16A	Ø 4 / 4.8 mm	2	1/24

CHARACTERISTICS: with safety shields.

SOCKET-OUTLETS - ITALIAN/GERMAN STANDARD



GW 14 203

ITALIAN STANDARD SOCKET-OUTLETS - 250V AC

Code	Description	Socket-out type	For plug pins	No. modules	Pack / Carton
GW14203DY	2P+E - 16 A Dual amperage	P11-P17	Ø 4 / 5 mm	1	10/100

CHARACTERISTICS: with safety shields.

SOCKET-OUTLETS FOR DEDICATED LINES - ITALIAN/GERMAN STANDARD




GW 10 213

ITALIAN STANDARD SOCKET-OUTLETS FOR DEDICATED LINES - 250V AC

Code	Description	Colour	Socket-out type	For plug pins	No. modules	Pack / Carton
GW10213DY	2P+E - 16 A Dual amperage	Red	P11-P17	Ø 4 / 5 mm	1	20/320

CHARACTERISTICS: with safety shields.



GW 10 214


ITALIAN/GERMAN STANDARD SOCKET-OUTLETS FOR DEDICATED LINES - 250V AC

Code	Description	Colour	Socket-out type	For plug pins	No. modules	Pack / Carton
GW10214DY	2P+E - 16 A Dual amperage illuminable	Red	P40	Ø 4 / 4.8 / 5 mm	2	20/120

CHARACTERISTICS: with safety shields. Pit of side and central earth contacts. Pre-arranged for housing LED signalling units, not included.

APPLICATIONS: possibility to indicate presence of auxiliary network.

SOCKET-OUTLETS - GERMAN STANDARD




GW 14 241

GERMAN STANDARD SOCKET-OUTLET - 250V AC

Code	Description	For plug pins	No. modules	Pack / Carton
GW14241DY01	2P+E - 16A	Ø 4.8 mm	2	10/60

CHARACTERISTICS: with safety shields.

SOCKET-OUTLETS - FRENCH STANDARD



GW 14 246

FRENCH STANDARD SOCKET-OUTLETS - 250V AC

Code	Description	For plug pins	No. modules	Pack / Carton
GW14246	2P - 16A	Ø 4 / 4.8 mm	2	1/24

CHARACTERISTICS: with safety shields.

SOCKET-OUTLETS - INTERNATIONAL STANDARD



GW 14 299

SOUTH AFRICAN STANDARD SOCKET-OUTLET - 250 V AC

Code	Description	For plug pins	No. modules	Pack / Carton
GW14299	2P+E - 16A	Round Ø 4,5 mm	1	12/240

CHARACTERISTICS: with safety shields.

INTERLOCKED SWITCHED SOCKET-OUTLETS



GW 14 311

INTERLOCKED SWITCHED SOCKET-OUTLETS WITH MINIATURE CIRCUIT BREAKER - 230V AC

Code	Description	Socket-out type	Miniature circuit breakers	Breaking capacity	No. modules	Pack / Carton
GW14311	2P+E - 16A	P17-P11	1P+N 16A	3 kA	2	1/6
GW14312	2P+E - 16A	P40	1P+N 16A	3 kA	3	1/4

CHARACTERISTICS: Interlocked switched socket-outlets with automatic miniature circuit breaker (C characteristic). Pits under tension only with plug inserted.

APPLICATIONS: suitable for installation in the system terminations to protect the load.



GW 14 321

INTERLOCKED SWITCHED SOCKET-OUTLETS WITH RESIDUAL MINIATURE CIRCUIT BREAKER - 230V AC

Code	Description	Socket-out type	Miniature circuit breakers	Breaking capacity	Idn	No. modules	Pack / Carton
GW14321	2P+E - 16A	P17-P11	1P+N 16A	3 kA	10 mA	3	1/4
GW14322	2P+E - 16A	P40	1P+N 16A	3 kA	10 mA	4	1/2

CHARACTERISTICS: Interlocked switched socket-outlets with automatic miniature circuit breaker (C characteristic) and residual current circuit breaker (type A). Pits under tension only with plug inserted.

APPLICATIONS: suitable for installation in the system terminations to protect the load.

SHAVER SOCKET-OUTLET



GW 14 331

EURO-AMERICAN STANDARD SHAVER SOCKET-OUTLET WITH INSULATION TRANSFORMER

Code	Supply voltage	For plug pins	Selectable output voltage	Maximum power	No. modules	Pack / Carton
GW14331	230 V ac - 50/60 Hz	Ø 4 / 5 - 6.3x1.5 mm	120-230V ac	20 VA	3	1/2

CHARACTERISTICS: the socket-outlet is equipped with a self-protection device against overloading.

The output voltage should be selected correctly, consulting the rating of the user device before inserting the plug.

The relevant indicator LED allows the chosen voltage to be clearly seen.

NOTES: not suitable for installation in wall-mounting boxes or free-standing containers.

DATA - GLOSSY TITANIUM VERSION

TV-SAT SOCKETS



GW 14 361

COAXIAL TV SOCKETS (5-2400 MHZ), CLASS A SHIELDING - MALE IEC CONNECTOR Ø 9.5 MM

Code	Description	Attenuation	No. modules	Pack / Carton
GW14361	Direct	0 dB	1	1/48
GW14361DY	Direct	0 dB	1	10/100
GW14362	Through wiring	5 dB	1	1/24
GW14362DY	Through wiring	5 dB	1	10/100
GW14363	Through wiring	10 dB	1	1/24

CHARACTERISTICS: GW14361 allows the passage of voltage/current of remote power supply and/or control signals towards the user port (max 24V - 500 mA).

GW20277 in combination with feedthrough socket-outlets allows you to make terminal socket-outlets

APPLICATIONS: Socket-outlets suitable for return channel.

NOTES: the TV 5dB GW14362 coaxial socket-outlet is defined with conditional use: it is a special feedthrough socket-outlet, and must be used as such, with the only difference that the user port (socket-outlet towards the user device) must always be closed with a 75-Ohm load. (TV, VCR, SAT receiver or 75-Ohm termination)



GW 14 371

COAXIAL TV-SAT SOCKETS (5-2400 MHZ) CLASS A SHIELDING - FEMALE F CONNECTOR

Code	Description	Attenuation	No. modules	Pack / Carton
GW14371	Direct	0 dB	1	1/48
GW14372	Through wiring	5 dB	1	1/24
GW14373	Through wiring	10 dB	1	1/24

CHARACTERISTICS: GW14371 allows the passage of voltage/current of remote power supply and/or control signals towards the user port (max 24V - 500mA).

GW20277 in combination with feedthrough socket-outlets allows you to make terminal socket-outlets.

APPLICATIONS: Socket-outlets suitable for return channel.

NOTES: the TV-SAT 5dB GW14372 coaxial socket-outlet is defined with conditional use: it is a special feedthrough socket-outlet, and must be used as such, with the only difference that the user port (socket-outlet towards the user device) must always be closed with a 75-Ohm load (TV, VCR, SAT receiver or 75-Ohm termination).



GW 14 382

TV-FM-SAT SOCKETS

Code	Connectors	Description	Attenuation	No. modules	Pack / Carton
GW14381	TV-FM	Direct	0 dB	2	1/24
GW14382	TV-FM-SAT	Direct	0 dB	2	1/24
GW14383	TV-SAT	Direct	0 dB	2	1/24

CHARACTERISTICS: TV-FM direct co-axial socket-outlet GW14381: male IEC-type TV connector ø 9.5mm, female IEC-type FM connector ø 9.5mm.

TV-FM-SAT direct co-axial socket-outlet GW14382: male IEC-type TV connector ø 9.5mm, female IEC-type FM connector ø 9.5mm, female F-type SAT connector.

TV-SAT direct co-axial socket-outlet GW14383: male IEC-type TV connector ø 9.5mm, female F-type SAT connector.

NOTES: demixed socket-outlets with input for co-axial cable ø 5mm or 7mm.



GW 14 367

COAXIAL TV SOCKETS (5-2400 MHZ), CLASS A SHIELDING - MALE IEC CONNECTOR Ø 9.5MM

Code	Description	Attenuation	No. modules	Pack / Carton
GW14367	Direct	0 dB	2	1/24

CHARACTERISTICS: allows the passage of voltage/current of remote power supply and/or control signals towards the user port (max 24V - 500 mA).

APPLICATIONS: socket-outlets suitable for return channel.



GW 14 377

COAXIAL TV-SAT SOCKETS (5-2400 MHZ), CLASS A SHIELDING - FEMALE F CONNECTOR

Code	Description	Attenuation	No. modules	Pack / Carton
GW14377	Direct	0 dB	2	1/24

CHARACTERISTICS: allows the passage of voltage/current of remote power supply and/or control signals towards the user port (max 24V - 500 mA).

APPLICATIONS: socket-outlets suitable for return channel.



GW 14 386

COVERS FOR TV-SAT-R ANTENNA SOCKETS

Code	Description	No. holes	Pack / Carton
GW14386	For TV-R base	2	1/24
GW14387	For TV/R-SAT base	2	1/24

APPLICATIONS: suitable for integration on the Chorus range of TV-SAT-R standard bases available on the market.

ACCESSORIES SUPPLIED: fixing screws.

TELEPHONE SOCKETS



GW 14 401

RJ11 TELEPHONE SOCKETS

Code	Description	Connection	No. modules	Pack / Carton
GW14401	RJ11	Screw-on terminals	1	1/24

APPLICATIONS: telephone, telefax, modem.



GW 14 409

RJ11 TELEPHONE SOCKET

Code	Description	Connection	No. modules	Pack / Carton
GW14409	RJ11	Screw-on terminals	2	1/24

APPLICATIONS: telephone, telefax, modem.



GW 14 406

BRITISH STANDARD TELEPHONE SOCKET

Code	Description	Connection	No. modules	Pack / Carton
GW14406	6 contacts	Screw-on terminals	1	1/24

DATA SOCKETS



GW 14 421

RJ45 SOCKETS

Code	Description	Number pairs	Use category	Cables	Connection	No. modules	Pack / Carton
GW14421	RJ45	4	5e	UTP	Toolless	1	1/24
GW14421DY	RJ45	4	5e	UTP	Toolless	1	10/100
GW14422	RJ45	4	5e	FTP	Toolless	1	1/24
GW14423	RJ45	4	6	UTP	Toolless	1	1/24
GW14424	RJ45	4	6	FTP	Toolless	1	1/24

APPLICATIONS: LANs up to 100MHz (e.g. Ethernet, Token Ring networks) for cat. 5e; LANs up to 250MHz (e.g. Videoconference systems, CCTV) for cat. 6.

NOTES: circuit identification label included.




GW 14 431

ADAPTERS FOR HOUSING DATA CONNECTORS

Code	Compatibility	No. modules	Pack / Carton
GW14431	AMP / Keystone Jack	1	1/48
GW14438	SYSTIMAX COMMSCOPE	1	1/48

NOTES: with regard to the technological developments and dimensional variants introduced by connector manufacturers, you are advised to check in advance the full compatibility between the connector and the Gewiss adapter.

AUDIO AND VIDEO SOCKETS



GW 14 453

AUDIO AND VIDEO SOCKETS

Code	Description	No. modules	Pack / Carton
GW14453	Double RCA	1	1/24
GW14454	For loudspeaker	1	1/24
GW14458	Speaker socket	1	1/24

CHARACTERISTICS: GW14453 double RCA stud connector, red and white, weld-in connection.

GW14454, welding connection. GW14458 front access terminals for inserting 1.5mm² rigid wires, insulator punching rear connection suitable for cables AWG24 or max 0.25mm².

USB AND HDMI COUPLERS AND SOCKETS



GW 14 459

USB SOCKETS

Code	Description	No. modules	Pack / Carton
GW14459	USB socket-outlet	1	1/24

CHARACTERISTICS: A-type USB 2.0 female connector, with screw terminals on the back.



GW 38 056

USB AND HDMI COUPLERS

Code	Description	Type	Compatibility	Pack / Carton
GW38056	HDMI coupler	Female/Female	Keystone Jack	1/48
GW38057	USB coupler	Female/Female - A type	Keystone Jack	1/48

NOTES: for adapters designed to house data connectors (ChoruSmart, System and Playbus) with Keystone Jack type coupling and permutation panels.

USB CHARGERS



GW 14 449

USB POWER SUPPLY FOR ELECTRONIC DEVICES

Code	Supply voltage	Output voltage	Max current supplied	Type of port	No. modules	Pack / Carton
GW14449	100 ÷ 240 V ac - 50/60 Hz	5V dc	3 A	A+C	1	1/10

CHARACTERISTICS: suitable for recharging a single electronic device (e.g. tablet) or two devices simultaneously (e.g. a tablet and smartphone). The division of the current delivered to the two outputs depends on the state of charge of the connected devices.

PROTECTION - GLOSSY TITANIUM VERSION

MINIATURE CIRCUIT BREAKERS



GW 14 463

MCB - MINIATURE CIRCUIT BREAKERS - C CHARACTERISTIC - 230V AC

Code	Description	Rated current (A)	Breaking capacity	No. modules	Pack / Carton
GW14461	Single pole (1P)	6	3 kA	1	1/12
GW14462	Single pole (1P)	10	3 kA	1	1/12
GW14463	Single pole (1P)	16	3 kA	1	1/12
GW14466	Two-pole (1P+N)	6	3 kA	1	1/12
GW14467	Two-pole (1P+N)	10	3 kA	1	1/12
GW14468	Two-pole (1P+N)	16	3 kA	1	1/12



GW 14 488

RCBO - RESIDUAL CURRENT BREAKERS WITH OVERCURRENT PROTECTION - C CHARACTERISTIC - CLASS A - 230V AC - 50/60 HZ

Code	Description	Rated current (A)	Breaking capacity	I _{Δn}	No. modules	Pack / Carton
GW14482	Two-pole (1P+N)	6	3 kA	10 mA	2	1/6
GW14483	Two-pole (1P+N)	6	3 kA	30 mA	2	1/6
GW14485	Two-pole (1P+N)	10	3 kA	10 mA	2	1/6
GW14486	Two-pole (1P+N)	10	3 kA	30 mA	2	1/6
GW14488	Two-pole (1P+N)	16	3 kA	10 mA	2	1/6
GW14489	Two-pole (1P+N)	16	3 kA	30 mA	2	1/6

PROTECTION DEVICES



GW 14 491

FUSE HOLDER - 250V AC

Code	Rated current (A)	Fuse type	No. modules	Pack / Carton
GW14491	16	Ø 6.3x32 mm	1	1/12

CHARACTERISTICS: fuse not included.



GW 14 492

SURGE PROTECTION DEVICE - 230V AC

Code	Uc	Up	No. modules	Pack / Carton
GW14492	275 V ac 50/60Hz	1kV	1	1/12

CHARACTERISTICS: green LED for status signalling.

APPLICATIONS: protection for electronic devices (TV, HI-FI, computer, etc.) from overvoltage of atmospheric origin, or manoeuvres, that could be channelled by the power supply lines.

INDICATOR - GLOSSY TITANIUM VERSION
INDICATOR LIGHT DEVICES



GW 14 622

SINGLE INDICATOR LAMPS - 1 MODULE

Code	Diffuser colour	Colour meaning	No. modules	Pack / Carton
GW14621	Opal diffuser	Neutral	1	1/24
GW14622	Green	Safety	1	1/24
GW14623	Red	Danger	1	1/24
GW14624	Amber	Attention	1	1/24

CHARACTERISTICS: LED signalling units, not included.

APPLICATIONS: the meaning of the diffusers refers to the recommendations of standard EN60073 with regard to the use of the colours in indicator lights.



GW 14 629

DOUBLE INDICATOR LAMPS - 1 MODULE

Code	Diffuser colour	No. modules	Pack / Carton
GW14628	Opal diffuser	1	1/24
GW14629	Red/green	1	1/24

CHARACTERISTICS: LED signalling units, not included.

APPLICATIONS: the meaning of the diffusers refers to the recommendations of standard EN60073 with regard to the use of the colours in indicator lights.



GW 14 633

PROTRUDING INDICATOR LAMPS - 2 MODULES

Code	Supply voltage	Diffuser colour	Lamp	No. modules	Pack / Carton
GW14631	12V ac/dc - 230V ac 50/60 Hz	Opal diffuser	White LED	2	1/24
GW14632	12V ac/dc - 230V ac 50/60 Hz	Green	White LED	2	1/24
GW14633	12V ac/dc - 230V ac 50/60 Hz	Red	White LED	2	1/24
GW14634	12V ac/dc - 230V ac 50/60 Hz	Amber	White LED	2	1/24

CHARACTERISTICS: highly efficient white LED, powered at 12V ac/dc - 230V ac with double power supply inlet.

APPLICATIONS: suitable for special applications such as the signalling of calls from hospital wards.

NOTES: complete with lamp.



GW 14 656

STAIR RISER LAMP

Code	Supply voltage	Diffuser colour	Lamp	No. modules	Pack / Carton
GW14651	12V ac/dc - 230V ac 50/60 Hz	Opal diffuser	White LED	2	1/24
GW14656	12V ac/dc - 230V ac 50/60 Hz	Opal diffuser	White LED	4	1/2

CHARACTERISTICS: highly efficient white LED, powered at 12V ac/dc - 230V ac with double power supply inlet.

ANTI BLACK-OUT AND EMERGENCY LAMPS



GW 14 661

EXTRACTABLE ANTI BLACK-OUT LAMP

Code	Supply voltage	Power supply batteries	Minimum autonomy	Lamp	Pack / Carton
GW14661	230 V ac - 50/60 Hz	Ni - Mh	2 h	White LED	1/6

CHARACTERISTICS: equipped with a 3-position selector on the front panel, for anti black-out, inhibition and night functioning. To be inserted in any socket-outlet of the Italian, German or French type. Highly efficient, white LED lamp.



GW 14 662

ANTI BLACK-OUT LAMP

Code	Supply voltage	Power supply batteries	Minimum autonomy	Lamp	No. modules	Pack / Carton
GW14662	230 V ac - 50/60 Hz	Ni - Mh	1 h	White LED	1	1/12

CHARACTERISTICS: green LED for the presence of mains voltage signalling. Highly efficient, white LED lamp.



GW 14 663

AUTONOMOUS EMERGENCY LAMPS

Code	Supply voltage	Power supply batteries	Minimum autonomy	Lamp	No. modules	Pack / Carton
GW14663	230 V ac - 50/60 Hz	Ni - Mh	1 h	White LED	2	1/6
GW14666	230 V ac - 50/60 Hz	Ni - Mh	1 h	White LED	4	1/2

CHARACTERISTICS: green mains presence signal LED. Highly efficient, white LED lamps.

APPLICATIONS: compliant with standard EN60598-2-22.

ACOUSTIC SIGNALLING DEVICES



GW 14 601

RINGERS

Code	Supply voltage	Max power consumption	Sound intensity	No. modules	Pack / Carton
GW14601	12V ac - 50 Hz	8 VA	80 dB (at 1 m)	1	1/24
GW14602	230V ac - 50 Hz	8 VA	80 dB (at 1 m)	1	1/24

CHARACTERISTICS: for intermittent use (5 sec. ON / 15 sec. OFF).




GW 14 606

BUZZERS

Code	Supply voltage	Max power consumption	Sound intensity	No. modules	Pack / Carton
GW14606	12V ac - 50 Hz	8 VA	70 dB (at 1 m)	1	1/24
GW14607	230V ac - 50 Hz	8 VA	70 dB (at 1 m)	1	1/24

CHARACTERISTICS: for intermittent use (5 sec. ON / 15 sec. OFF).



GW 14 611

THREE TONE RINGER AND THREE INDEPENDENT INPUTS

Code	Supply voltage	Max power consumption	Sound intensity	No. modules	Pack / Carton
GW14611	12V ac/dc	3 VA	80 dB (at 1 m)	2	1/6
GW14612	230V ac - 50 Hz	6 VA	80 dB (at 1 m)	2	1/6

CHARACTERISTICS: for continuous use. Three tones (alarm, ring and two-tone) with adjustable sound intensity.

APPLICATIONS: it is possible to combine the outdoor call, indoor call and alarm functions with one single device.

ENERGY, TEMPERATURE AND COMFORT MANAGEMENT - GLOSSY TITANIUM VERSION

TIMER DEVICES



GW 14 581

ELECTRONIC DAILY/WEEKLY TIMER, 1-CHANNEL

Code	Supply voltage	Output contacts	No. modules	Pack / Carton
GW14581	230 V ac - 50/60 Hz	1NO/NC 8A(AC1)/4A(AC15) 250V ac	2	1/2

CHARACTERISTICS: with rechargeable buffer battery to guarantee the updating of the calendar (date, day, time) in the event of a blackout.

TEMPERATURE CONTROL DEVICES



GW 14 703

TIMED THERMOSTAT - DAILY/WEEKLY PROGRAMMING

Code	Supply voltage	Temperature adjustment	Output contacts	No. modules	Pack / Carton
GW14703	230 V ac - 50/60 Hz	From +5°C to +40°C	1NO/NC 5A(AC1)/2A(AC15) 250V ac	2	1/2

CHARACTERISTICS: with rechargeable buffer battery to guarantee the updating of the calendar (date, day, time) in the event of a blackout.



GW 14 705

THERMOSTAT

Code	Supply voltage	Temperature adjustment	Output contacts	No. modules	Pack / Carton
GW14705	230 V ac - 50/60 Hz	From +5°C to +35°C	1NO / NC 8A(AC1) 250V ac	2	1/2

CHARACTERISTICS: choice of working mode by means of selector located on the front: summer (air-conditioner), OFF, winter (boiler).
Two-colour front LED to signal the output status (open/closed contact). The lighting up of the LED also indicates mains presence.

DIMMER



GW 14 575

UNIVERSAL ROTATING ELECTRONIC REGULATOR

Code	Supply voltage	No. modules	Pack / Carton
GW14575	230V ac - 50 Hz	1	1/12

CHARACTERISTICS: suitable for dimming incandescent and halogen lamps 230 V ac (10-160 W); low-voltage halogen lamps (12 V ac) with electronic transformers (10-160 W) and LED lamps 230 V ac (4-160W), rotary control with 2-way switch. Equipped with amber-colour-red signalling LED. Can be operated without neutral connection.

NOTES: the installation of more than one dimmer side-by-side in a single container is not permitted. To avoid overheating, insert a blanking module between two dimmers. If installing two dimmers in the same box, the maximum loads that can be controlled by each dimmer must be reduced by 50%.



GW 14 564

ROTATING ELECTRONIC REGULATORS FOR RESISTIVE/INDUCTIVE LOADS

Code	Supply voltage	Resistive load 230V ac	Inductive load 230V ac	No. modules	Pack / Carton
GW14564	230 V ac - 50/60 Hz	100 - 900 W	40 - 300 VA	1	1/12
GW14564DY	230 V ac - 50/60 Hz	100 - 900 W	40 - 300 VA	1	10/100
GW14567	230 V ac - 50/60 Hz	100 - 500 W	100 - 500 VA	1	1/12

CHARACTERISTICS: with signalling led orange. GW14567 rotary command with two-way switch.

GW14564 compliance with the EMC directive is only guaranteed by connecting the regulator to an LC filter with the following characteristics: L=1mH - 5A, C=0.15uF - 275V X2, according to the documentation provided with the product. Item designated solely for export to a limited number of countries outside of the European Union or countries applying to become part of the European Free Trade Area. Contact Gewiss Customer Service to check the product meets the regulations of the country concerned before importing it.

NOTES: to avoid overheating, the side by side installation of several products in a single container is not permitted; insert a blanking module between two electronic devices. If installing two regulators in the same box, the maximum loads that can be commanded by each regulator must be reduced by 50%.



GW 14 568

ELECTRONIC REGULATOR WITH BUTTON FOR RESISTIVE/INDUCTIVE LOADS


Code	Supply voltage	Resistive load 230V ac	Inductive load 230V ac	No. modules	Pack / Carton
GW14568	230V ac - 50 Hz	60 - 500 W	60 - 500 VA	1	1/12

CHARACTERISTICS: possibility to command and regulate from remote control push-buttons with NO contact. With signalling led orange.

NOTES: to avoid overheating, the side by side installation of several products in a single container is not permitted; insert a blanking module between two electronic devices. If installing two regulators in the same box, the maximum loads that can be commanded by each regulator must be reduced by 50%.

TECHNICAL ALARMS - GLOSSY TITANIUM VERSION

GAS DETECTORS



GW 10 720


POWER SUPPLY UNIT 12VDC

Code	Supply voltage	Output voltage	Max current supplied	Dimensions LxHxD (mm)	Pack / Carton
GW10720	100 ÷ 240 V ac - 50/60 Hz	12V dc	300 mA	52x33x17	1/10

APPLICATIONS: to be used for powering LPG detectors (GW1x711, GW2x868, GW30520), methane detectors (GW1x712, GW2x867, GW30519); Thermo ICE KNX (GW16974CB, GW16974CL, GW16974CN, GW16974CT) thermostats.

ACCESSORIES

SIGNALLING UNITS



GW10 881

LED SIGNALLING UNITS - 230 V AC - 0.6 W

Code	Lamp voltage	Lamp power	Lamp	Light emitted	Cable Colour	Pack / Carton
GW10881DY	230 V ac - 50/60 Hz	0.6 W	LED	Blue	Blue	1/10
GW10882DY	230 V ac - 50/60 Hz	0.6 W	LED	White	White	1/10

NOTES: the LED signalling units are supplied with power supply cables (length 10 cm).



GW10 894


LED SIGNALLING UNITS - 12-24 V AC/DC - 0.6 W

Code	Lamp voltage	Lamp power	Lamp	Light emitted	Cable Colour	Pack / Carton
GW10894DY	12-24V ac/dc	0.6 W	LED	White	White	1/10

NOTES: the LED signalling units are supplied with power supply cables (length 10 cm).



ChoruSmart



Scan the QR Code and find out all the technical informations.

INNOVATIVE




ChoruSmart offers the best technologies for an aesthetic and functional experience suitable for every person. In particular, the new EVO axial and touch controls offer the ability to centralize the management of lights and shutters with an extremely simplified installation.

AESTHETIC VARIABILITY




The wide range of options for customising the devices, in terms of colour and modularity, ensures a vast choice of solutions. Six colourways are available: three with a satin finish and three with a glossy finish, for a perfect match between the devices and the plate.

SCALABLE



ChoruSmart began as a traditional domestic series, but with the addition of a few Connected Smart Home or Home&Building Pro elements, it can become smart and suitable for both renovations and new buildings. The combination of colours, materials, finishes and shapes offers something for every taste and need.



SYSTEM



Domestic range

PLATES

pag. 304



Domestic range


MODULAR DEVICES

pag. 316

System

Plates

The technopolymer plates, available in two different shapes, Top System and Virna, and in 14 colour shades are the ideal solution for every installation. Top System: classic forms, resistant materials. A line of simple, functional plates that can enhance every environment, bringing harmony and beauty to the entire home. Virna: plates with unmistakable modern style, created to meet the needs of contemporary design. The elegance of the rectangular form is enhanced by the lightness and simplicity of the lines which surround the command buttons.



TOP SYSTEM PLATES

TECHNOPOLYMER



GW 22 503

TOP SYSTEM - CLOUD WHITE

Code	Description	Configuration	For support codes	Pack / Carton
GW22501	1 module	-	GW24201	96
GW22502	2 modules	-	GW24262	96
GW22503	3 modules	-	GW24201	96
GW22504	4 modules	-	GW24202	96
GW22506	6 modules	-	GW24230	48
GW22507	4+4 modules	Overlapping	GW24240	6
GW22508	6+6 modules	Overlapping	GW24241	6

CHARACTERISTICS: glossy finish.




GW 22 513

TOP SYSTEM - TONER BLACK

Code	Description	Configuration	For support codes	Pack / Carton
GW22511	1 module	-	GW24201	96
GW22512	2 modules	-	GW24262	12
GW22513	3 modules	-	GW24201	96
GW22514	4 modules	-	GW24202	12
GW22516	6 modules	-	GW24230	8
GW22517	4+4 modules	Overlapping	GW24240	6

CHARACTERISTICS: glossy finish.

TECHNOPOLYMER, IN PASTEL COLOURS




GW 22 523

TOP SYSTEM - GERANIUM RED

Code	Description	Configuration	For support codes	Pack / Carton
GW22521	1 module	-	GW24201	24
GW22522	2 modules	-	GW24262	12
GW22523	3 modules	-	GW24201	24
GW22524	4 modules	-	GW24202	12
GW22526	6 modules	-	GW24230	8
GW22527	4+4 modules	Overlapping	GW24240	6

CHARACTERISTICS: glossy finish.



GW 22 533

TOP SYSTEM - CLASSIC BURGUNDY

Code	Description	Configuration	For support codes	Pack / Carton
GW22531	1 module	-	GW24201	24
GW22532	2 modules	-	GW24262	12
GW22533	3 modules	-	GW24201	24
GW22534	4 modules	-	GW24202	12
GW22536	6 modules	-	GW24230	8
GW22537	4+4 modules	Overlapping	GW24240	6

CHARACTERISTICS: glossy finish.




GW 22 543

TOP SYSTEM - VENETIAN GREEN

Code	Description	Configuration	For support codes	Pack / Carton
GW22541	1 module	-	GW24201	24
GW22542	2 modules	-	GW24262	12
GW22543	3 modules	-	GW24201	24
GW22544	4 modules	-	GW24202	12
GW22546	6 modules	-	GW24230	8
GW22547	4+4 modules	Overlapping	GW24240	6

CHARACTERISTICS: glossy finish.



GW 22 553

TOP SYSTEM - RACING GREEN

Code	Description	Configuration	For support codes	Pack / Carton
GW22551	1 module	-	GW24201	24
GW22552	2 modules	-	GW24262	12
GW22553	3 modules	-	GW24201	24
GW22554	4 modules	-	GW24202	12
GW22556	6 modules	-	GW24230	8
GW22557	4+4 modules	Overlapping	GW24240	6

CHARACTERISTICS: glossy finish.




GW 22 563

TOP SYSTEM - SKY BLUE

Code	Description	Configuration	For support codes	Pack / Carton
GW22561	1 module	-	GW24201	24
GW22562	2 modules	-	GW24262	12
GW22563	3 modules	-	GW24201	24
GW22564	4 modules	-	GW24202	12
GW22566	6 modules	-	GW24230	8
GW22567	4+4 modules	Overlapping	GW24240	6

CHARACTERISTICS: glossy finish.



GW 22 573

TOP SYSTEM - JAZZ BLUE

Code	Description	Configuration	For support codes	Pack / Carton
GW22571	1 module	-	GW24201	24
GW22572	2 modules	-	GW24262	12
GW22573	3 modules	-	GW24201	24
GW22574	4 modules	-	GW24202	12
GW22576	6 modules	-	GW24230	8
GW22577	4+4 modules	Overlapping	GW24240	6

CHARACTERISTICS: glossy finish.

System



GW 22 583

TOP SYSTEM - CORN YELLOW

Code	Description	Configuration	For support codes	Pack / Carton
GW22581	1 module	-	GW24201	24
GW22582	2 modules	-	GW24262	12
GW22583	3 modules	-	GW24201	24
GW22584	4 modules	-	GW24202	12
GW22586	6 modules	-	GW24230	8
GW22587	4+4 modules	Overlapping	GW24240	6

CHARACTERISTICS: glossy finish.

PAINTED TECHNOPOLYMER



GW 22 603

TOP SYSTEM - TITANIUM

Code	Description	Configuration	For support codes	Pack / Carton
GW22601	1 module	-	GW24201	12
GW22602	2 modules	-	GW24262	12
GW22603	3 modules	-	GW24201	12
GW22604	4 modules	-	GW24202	12
GW22606	6 modules	-	GW24230	8
GW22607	4+4 modules	Overlapping	GW24240	6
GW22608	6+6 modules	Overlapping	GW24241	6

CHARACTERISTICS: glossy finish.



GW 22 613

TOP SYSTEM - SLATE

Code	Description	Configuration	For support codes	Pack / Carton
GW22611	1 module	-	GW24201	12
GW22612	2 modules	-	GW24262	12
GW22613	3 modules	-	GW24201	12
GW22614	4 modules	-	GW24202	12
GW22616	6 modules	-	GW24230	8
GW22617	4+4 modules	Overlapping	GW24240	6
GW22618	6+6 modules	Overlapping	GW24241	6

CHARACTERISTICS: glossy finish.

TECHNOPOLYMER, CLASSIC COLOUR



GW 22 673

TOP SYSTEM - ENGLISH WALNUT

Code	Description	Configuration	For support codes	Pack / Carton
GW22671	1 module	-	GW24201	12
GW22672	2 modules	-	GW24262	12
GW22673	3 modules	-	GW24201	12
GW22674	4 modules	-	GW24202	12
GW22676	6 modules	-	GW24230	8
GW22677	4+4 modules	Overlapping	GW24240	6

METALLISED TECHNOPOLYMER



GW 22 653

TOP SYSTEM - SOFT CHROME

Code	Description	Configuration	For support codes	Pack / Carton
GW22651	1 module	-	GW24201	12
GW22652	2 modules	-	GW24262	12
GW22653	3 modules	-	GW24201	12
GW22654	4 modules	-	GW24202	12
GW22656	6 modules	-	GW24230	8
GW22657	4+4 modules	Overlapping	GW24240	6

CHARACTERISTICS: glossy finish.



GW 22 663


TOP SYSTEM - ANTIQUE GOLD

Code	Description	Configuration	For support codes	Pack / Carton
GW22661	1 module	-	GW24201	12
GW22662	2 modules	-	GW24262	12
GW22663	3 modules	-	GW24201	12
GW22664	4 modules	-	GW24202	12
GW22666	6 modules	-	GW24230	8
GW22667	4+4 modules	Overlapping	GW24240	6

CHARACTERISTICS: glossy finish.

VIRNA PLATES

TECHNOPOLYMER




GW 22 103

VIRNA - CLOUD WHITE

Code	Description	Configuration	For support codes	Pack / Carton
GW22101	1 module	-	GW24201	96
GW22102	2 modules	-	GW24262	96
GW22103	3 modules	-	GW24201	96
GW22104	4 modules	-	GW24202	96
GW22106	6 modules	-	GW24230	48
GW22107	4+4 modules	Overlapping	GW24240	6
GW22108	6+6 modules	Overlapping	GW24241	6

CHARACTERISTICS: glossy finish.




GW 22 113

VIRNA - TONER BLACK

Code	Description	Configuration	For support codes	Pack / Carton
GW22111	1 module	-	GW24201	96
GW22112	2 modules	-	GW24262	12
GW22113	3 modules	-	GW24201	96
GW22114	4 modules	-	GW24202	12
GW22116	6 modules	-	GW24230	8
GW22117	4+4 modules	Overlapping	GW24240	6

CHARACTERISTICS: glossy finish.

TECHNOPOLYMER, IN PASTEL COLOURS




GW 22 123

VIRNA - GERANIUM RED

Code	Description	Configuration	For support codes	Pack / Carton
GW22121	1 module	-	GW24201	24
GW22122	2 modules	-	GW24262	12
GW22123	3 modules	-	GW24201	24
GW22124	4 modules	-	GW24202	12
GW22126	6 modules	-	GW24230	8
GW22127	4+4 modules	Overlapping	GW24240	6

CHARACTERISTICS: glossy finish.




GW 22 133

VIRNA - CLASSIC BURGUNDY

Code	Description	Configuration	For support codes	Pack / Carton
GW22131	1 module	-	GW24201	24
GW22132	2 modules	-	GW24262	12
GW22133	3 modules	-	GW24201	24
GW22134	4 modules	-	GW24202	12
GW22136	6 modules	-	GW24230	8
GW22137	4+4 modules	Overlapping	GW24240	6

CHARACTERISTICS: glossy finish.




GW 22 143

VIRNA - VENETIAN GREEN

Code	Description	Configuration	For support codes	Pack / Carton
GW22141	1 module	-	GW24201	24
GW22142	2 modules	-	GW24262	12
GW22143	3 modules	-	GW24201	24
GW22144	4 modules	-	GW24202	12
GW22146	6 modules	-	GW24230	8
GW22147	4+4 modules	Overlapping	GW24240	6

CHARACTERISTICS: glossy finish.




GW 22 153

VIRNA - RACING GREEN

Code	Description	Configuration	For support codes	Pack / Carton
GW22151	1 module	-	GW24201	24
GW22152	2 modules	-	GW24262	12
GW22153	3 modules	-	GW24201	24
GW22154	4 modules	-	GW24202	12
GW22156	6 modules	-	GW24230	8
GW22157	4+4 modules	Overlapping	GW24240	6

CHARACTERISTICS: glossy finish.




GW 22 163

VIRNA - SKY BLUE

Code	Description	Configuration	For support codes	Pack / Carton
GW22161	1 module	-	GW24201	24
GW22162	2 modules	-	GW24262	12
GW22163	3 modules	-	GW24201	24
GW22164	4 modules	-	GW24202	12
GW22166	6 modules	-	GW24230	8
GW22167	4+4 modules	Overlapping	GW24240	6

CHARACTERISTICS: glossy finish.




GW 22 173

VIRNA - JAZZ BLUE

Code	Description	Configuration	For support codes	Pack / Carton
GW22171	1 module	-	GW24201	24
GW22172	2 modules	-	GW24262	12
GW22173	3 modules	-	GW24201	24
GW22174	4 modules	-	GW24202	12
GW22176	6 modules	-	GW24230	8
GW22177	4+4 modules	Overlapping	GW24240	6

CHARACTERISTICS: glossy finish.




GW 22 183

VIRNA - CORN YELLOW

Code	Description	Configuration	For support codes	Pack / Carton
GW22181	1 module	-	GW24201	24
GW22182	2 modules	-	GW24262	12
GW22183	3 modules	-	GW24201	24
GW22184	4 modules	-	GW24202	12
GW22186	6 modules	-	GW24230	8
GW22187	4+4 modules	Overlapping	GW24240	6

CHARACTERISTICS: glossy finish.

PAINTED TECHNOPOLYMER




GW 22 283

VIRNA - TITANIUM

Code	Description	Configuration	For support codes	Pack / Carton
GW22281	1 module	-	GW24201	12
GW22282	2 modules	-	GW24262	12
GW22283	3 modules	-	GW24201	24
GW22284	4 modules	-	GW24202	12
GW22286	6 modules	-	GW24230	8
GW22287	4+4 modules	Overlapping	GW24240	6
GW22288	6+6 modules	Overlapping	GW24241	6

CHARACTERISTICS: glossy finish.



GW 22 293

VIRNA - SLATE

Code	Description	Configuration	For support codes	Pack / Carton
GW22291	1 module	-	GW24201	12
GW22292	2 modules	-	GW24262	12
GW22293	3 modules	-	GW24201	24
GW22294	4 modules	-	GW24202	12
GW22296	6 modules	-	GW24230	8
GW22297	4+4 modules	Overlapping	GW24240	6
GW22298	6+6 modules	Overlapping	GW24241	6

CHARACTERISTICS: glossy finish.

TECHNOPOLYMER, CLASSIC COLOUR




GW 22 273

VIRNA - ENGLISH WALNUT

Code	Description	Configuration	For support codes	Pack / Carton
GW22271	1 module	-	GW24201	12
GW22272	2 modules	-	GW24262	12
GW22273	3 modules	-	GW24201	24
GW22274	4 modules	-	GW24202	12
GW22276	6 modules	-	GW24230	8
GW22277	4+4 modules	Overlapping	GW24240	6

METALLISED TECHNOPOLYMER




GW 22 253

VIRNA - SOFT CHROME

Code	Description	Configuration	For support codes	Pack / Carton
GW22251	1 module	-	GW24201	12
GW22252	2 modules	-	GW24262	12
GW22253	3 modules	-	GW24201	24
GW22254	4 modules	-	GW24202	12
GW22256	6 modules	-	GW24230	8
GW22257	4+4 modules	Overlapping	GW24240	6

CHARACTERISTICS: glossy finish.



GW 22 263

VIRNA - ANTIQUE GOLD

Code	Description	Configuration	For support codes	Pack / Carton
GW22261	1 module	-	GW24201	12
GW22262	2 modules	-	GW24262	12
GW22263	3 modules	-	GW24201	24
GW22264	4 modules	-	GW24202	12
GW22266	6 modules	-	GW24230	8
GW22267	4+4 modules	Overlapping	GW24240	6

CHARACTERISTICS: glossy finish.

SPECIAL PLATES, ENCLOSURES AND SUPPORTS

COMPACT SELF-SUPPORTING PLATES

SELF-SUPPORTING PLATES - CLOUD WHITE




GW 24 001



Code	Description	Configuration	For flush mounting box	For wall mounting boxes	Characteristics	Pack / Carton
GW24001	1 module	-	GW24403, GW24403PM	GW24006	Halogen free	1/120
GW24002	2 modules	-	GW24403, GW24403PM	GW24006	Halogen free	1/120
GW24003	3 modules	-	GW24403, GW24403PM	GW24006	Halogen free	1/120
GW24004	4 modules	-	GW24404, GW24404PM	-	Halogen free	1/60
GW24005	3+3 modules	Overlapping	GW24206	GW24007	Halogen free	1/60

BLANK PLATES FOR RECTANGULAR FLUSH-MOUNTING BOXES



GW 24 211



Code	Description	Configuration	Fixing	Colour	Characteristics	Pack / Carton
GW24211	3 modules	-	With screw	Cloud white	Halogen free	1/120
GW24212	3 modules	-	With screw	Toner black	Halogen free	1/120
GW24213	4 modules	-	With screw	Cloud white	Halogen free	1/60
GW24214	4 modules	-	With screw	Toner black	Halogen free	1/60
GW24215	3+3 modules	Overlapping	With screw	Cloud white	Halogen free	1/60
GW24216	3+3 modules	Overlapping	With screw	Toner black	Halogen free	1/60

WATERTIGHT PLATES



GW 22 451

SELF-SUPPORTING WATERTIGHT PLATES FOR INSTALLATION ON FLUSH-MOUNTING RECTANGULAR BOXES - IP55

Code	Description	Colour Plate	For flush mounting box	Pack / Carton
GW22451	3 modules	Cloud white	GW24403, GW24403PM	30
GW22452	3 modules	Black	GW24403, GW24403PM	30
GW22453	3 modules	Grey RAL 7035	GW24403, GW24403PM	30
GW22461	4 modules	Cloud white	GW24404, GW24404PM	30
GW22462	4 modules	Black	GW24404, GW24404PM	30
GW22463	4 modules	Grey RAL 7035	GW24404, GW24404PM	30

CHARACTERISTICS: ergonomic membrane with notches in UV-resistant material. Snap closing system. Opening made easy by wide key.

PLATES FOR PROFILES



GW 24 008

SELF-SUPPORTING PLATES FOR PROFILES AND PANELS COMPLETE WITH INSULATING BOX

Code	Description	Configuration	Colour Plate	Pack / Carton
GW24008	1 module	-	Cloud white	1/60
GW24009	1 module	-	Toner black	1/60
GW24010	2 modules	-	Cloud white	1/60
GW24011	2 modules	-	Toner black	1/60
GW24022	2+2 modules	Overlapping	Cloud white	1/30
GW24023	2+2 modules	Overlapping	Toner black	1/30

CHARACTERISTICS: box colour, Grey RAL7035.

WALL-MOUNTING BOXES

WALL-MOUNTING BOXES FOR TOP SYSTEM PLATES




GW 22 471



Code	Suitable for	Colour	For trunking dim. (mm)	For conduits max Ø (mm)	Characteristics	Pack / Carton
GW22471	1/2/3 modules TOP SYSTEM	Cloud white	14x8.5 30x13 20x10	16 - 20	Halogen free	3/60
GW22471DY	1/2/3 modules TOP SYSTEM	Cloud white	14x8.5 30x13 20x10	16 - 20	Halogen free	3/60
GW22472	4 modules TOP SYSTEM	Cloud white	14x8.5 30x13 20x10	16 - 20	Halogen free	3/30
GW22472DY	4 modules TOP SYSTEM	Cloud white	14x8.5 30x13 20x10	16 - 20	Halogen free	3/30

CHARACTERISTICS: fitted for fixing the earth terminal GW26407.

WALL-MOUNTING BOXES FOR COMPACT SELF-SUPPORTING PLATES



GW 24 006



Code	Suitable for	Colour	For trunking dim. (mm)	For conduits max Ø (mm)	Characteristics	Pack / Carton
GW24006	1/2/3 modules COMPACT	Cloud white	14x8.5 30x13 20x10	16 - 20 - 25	Halogen free	3/60
GW24007	3+3 modules COMPACT	Cloud white	14x8.5 30x13 20x10	16 - 20 - 25	Halogen free	3/30

CHARACTERISTICS: fitted for fixing the earth terminal GW26407.

FREE-STANDING AND WALL-MOUNTING ENCLOSURES



GW 24 018

FREE-STANDING AND WALL-MOUNTING ENCLOSURES

Code	Description	Colour	Outer dim. LxHxD (mm)	Pack / Carton
GW24018	4 modules	Cloud white	126x91x60	1/30
GW24019	4 modules	Toner black	126x91x60	1/30
GW24020	6 modules	Cloud white	181x91x60	1/20
GW24021	6 modules	Toner black	181x91x60	1/20

ACCESSORIES SUPPLIED: cable gland (for max Ø 10 mm cable), cable clamp.

SUPPORTS



GW 24 201

INSULATING SUPPORTS TO INSTALL TOP SYSTEM / VIRNA PLATES ON RECTANGULAR BOXES



Code	Description	Configuration	Fixing	Characteristics	Pack / Carton
GW24201CO	3 modules	-	2 screws (included)	Halogen free	10/150
GW24201DY	3 modules	-	2 screws (included)	Halogen free	1/200
GW24202CO	4 modules	-	2 screws (included)	Halogen free	10/120
GW24202DY	4 modules	-	2 screws (included)	Halogen free	1/100
GW24230DY01	6 modules	-	4 screws (included)	Halogen free	12/48
GW24240DY	4+4 modules	Overlapping	4 screws (included)	Halogen free	1/6
GW24241DY	6+6 modules	Overlapping	4 screws (included)	Halogen free	1/6




GW 24 262

INSULATING SUPPORTS TO INSTALL TOP SYSTEM / VIRNA PLATES ON SQUARE/RECTANGULAR BOXES



Code	Description	Fixing	Characteristics	Pack / Carton
GW24262CO	2 modules	2 screws (included)	Halogen free	10/150
GW24262DY	2 modules	2 screws (included)	Halogen free	1/80



GW 26 409

SUPPORTS FOR ASSEMBLING SYSTEM DEVICES ON DIN RAIL

Code	Description	No. DIN modules	Pack / Carton
GW26409DY01	1 module	1.5	10/100
GW26410DY01	2 modules	3	10/60




System




Scan the QR Code and find out all the technical informations.

TWO LINES, ONE SINGLE OFFER




The System range includes two lines of plates, one more rounded and the other with a squarer design, in a domestic series recognised for its reliability and robustness.

A COMPLETE SOLUTION



The System devices are compatible with a wide range of accessories and can be installed in any electrical installation: flush- and surface-mounted rectangular boxes, flush-mounted square boxes, profiles and DIN rails, floor turrets and 27 Combi enclosures.

INSTALLATION FLEXIBILITY



The domestic System series offers maximum application flexibility. It is highly versatile, with two attachment options, from the front or back of the support, making the mounting and release of devices quick and easy.

System

Modular devices

The System modular devices make it possible to create infinite combination between devices and plates, thanks to a complete range that is able to satisfy all design, functional and installation requirements. Colour and finiture: glossy white, bright and versatile
Ideal for flush-mounting solutions (for rectangular or square boxes), surface-mounting solutions, and for special applications. The range includes commands, socket- outlets, protection, indicators, connectors and devices for the control, safety and comfort of your home.



COMMAND - SYSTEM WHITE

COMMAND DEVICES



GW 20 571

ONE-WAY SWITCHES - 250V AC

Code	Description	Button key	Symbol	Rated power of 230V LED lamps	No. SYSTEM modules	Pack / Carton
GW20571RDY	1P - 16AX	Neutral	-	200 W	1	10/100
GW20571RDY01	1P - 16AX	Neutral	-	200 W	1	16/64
GW20572DY01	1P - 16 AX backlit	With replaceable neutral lens	-	200 W	1	10/100
GW20583DY	1P - 16AX illuminable	With replaceable neutral lens	-	200 W	1	20/320
GW20503CO	2P - 16 AX	Neutral	0/1	200 W	1	10/100
GW20005	2P - 10AX	With key	0/1	100 W	1	15/30

CHARACTERISTICS: the illuminable articles use miniature lamp units, not included.

ACCESSORIES SUPPLIED: GW20572, GW20504 - red fluorescent 230Vac (0.4W) signalling unit. GW20005 supplied with 2 keys. The key can be extracted in both positions. Spare keys: GW20901.



GW 20 585

ONE-WAY SWITCH 2P FOR HEAVY-DUTY INSTALLATIONS - 25A - 250V AC

Code	Description	Button key	Symbol	Rated power of 230V LED lamps	No. SYSTEM modules	Pack / Carton
GW20585	25 AX	Neutral	0/1	250 W	1	15/30
GW20581	32 A	Neutral	0/1	250 W	1	15/30

CHARACTERISTICS: suitable for particular heavy-duty loads (e.g. set of fluorescent lamp) or high consumption devices (ovens, air-conditioners, boilers, etc.).



GW 20 576

TWO-WAY SWITCHES 1P - 250V AC

Code	Description	Button key	Rated power of 230V LED lamps	No. SYSTEM modules	Pack / Carton
GW20576CO	1P - 16AX	Neutral	200 W	1	1/100
GW20008	1P - 10AX	With key	100 W	1	15/30

CHARACTERISTICS: the illuminable articles use miniature lamp units, not included.

ACCESSORIES SUPPLIED: GW20577 - red fluorescent 230Vac (0.4W) signalling unit. GW20008 supplied with 2 keys. The key can be extracted in both positions. Spare keys: GW20901.



GW 20 579

INTERMEDIATE SWITCH 1P - 250V AC

Code	Description	Button key	Rated power of 230V LED lamps	No. SYSTEM modules	Pack / Carton
GW20579CO	1P - 16AX	Neutral	200 W	1	10/100
GW20579DY	1P - 16AX	Neutral	200 W	1	20/320



GW 20 559

THREE-WAY SWITCH 1P - 250V AC

Code	Description	Button key	Symbol	Rated power of 230V LED lamps	No. SYSTEM modules	Pack / Carton
GW20559DY	1P - 10AX	Neutral	UP - DOWN	100 W	1	20/320

CHARACTERISTICS: three standing positions. Both contacts are open in the central position (OFF).

GW20528 - not-illuminated product; equipped with neutral lens.

APPLICATIONS: command of circuits requiring an interlock (e.g. operating motorised devices with direction reversal), 2-user selective control.



GW 20 510

PUSH-BUTTONS - 250V AC

Code	Description	Button key	Symbol	No. SYSTEM modules	Pack / Carton
GW20510CO	1P NO - 10A	Neutral	-	1	10/100
GW20512CO	1P NO - 10A	With symbol	Bell	1	1/100
GW20515DY	1P NO - 10 A backlit	With replaceable neutral lens	-	1	20/320
GW20529DY	1P NO - 10A illuminable	With replaceable neutral lens	-	1	20/320
GW20531	1P NC - 10 A illuminable	With replaceable neutral lens	-	1	15/30
GW20521DY01	1P NO+NO - 10A	With interlock	UP - DOWN	1	10/100
GW20518	2P NO - 10A	With pull-cord	-	1	20/40
GW20530	2P NO - 10A	With key	0/1	1	15/30

CHARACTERISTICS: the illuminable articles use miniature lamp units, not included. GW20520, GW20521, both contacts are open in the central position (OFF).

ACCESSORIES SUPPLIED: GW20515 - red fluorescent 230Vac (0.4W) signalling unit. GW20516 - white LED 12/24Vac/dc (0.4W) signalling unit. GW20518, cord in insulating material, 140cm long, with a knob. GW20530 supplied with 2 keys. Spare keys: GW30912.



GW 20 024

PUSH-BUTTONS WITH ILLUMINABLE NAME-PLATE - 250V AC

Code	Description	Lamp voltage	Lamp	Lamp power	No. SYSTEM modules	Pack / Carton
GW20591	1P NO - 10A	12-24V ac/dc	Cartridge lamp S6x36 mm	2 W	2	15/30
GW20024	1P NO - 10A	12-24V ac/dc	Cartridge lamp S6x36 mm	2 W	3	20/40

CHARACTERISTICS: supplied without lamp.



GW 20 589

WIDE-BUTTON ILLUMINABLE CONTROL DEVICES - 2M - 250V AC

Code	Description	Button key	Type	Rated power of 230V LED lamps	No. SYSTEM modules	Pack / Carton
GW20589DY	1P - 16 AX - illuminable	With diffuser	Switch	200 W	2	10/100
GW20580	1P - 16 AX - illuminable	With diffuser	Intermediate switch	200 W	2	1/15
GW20527	1P NO - 10 A - illuminable	With diffuser	Push-button	-	2	15/30

CHARACTERISTICS: the illuminable articles use miniature lamp units, not included.

BLANKING MODULES AND OUTLET



GW 20 056

BLANKING MODULES AND CABLE OUTLET

Code	Description	No. SYSTEM modules	Pack / Carton
GW20056DY	1 module	1	1/99
GW20056DY01	1 module	1	1/48
GW20073	2 modules	2	30/60

APPLICATIONS: in addition to their normal use, they permit installing signal socket-outlets, microswitches and LEDs after appropriate drilling/preparation.

MOVEMENT DETECTOR



GW 20 821

IR MOVEMENT DETECTOR

Code	Supply voltage	Output contacts	No. SYSTEM modules	Pack / Carton
GW20821	230V ac - 50/60Hz	1NO 3A(AC1) 250V ac	1	1/6

CHARACTERISTICS: adjustment of the intervention duration 15 sec - 10 min. Light sensitive threshold adjustment - min. 10 lux - max. inhibited. Sensor with fixed lens. Suitable for commanding halogen lamps/resistive loads: 700 W, incandescent lamps: 450 W, low voltage halogen lamps (12 V) controlled by toroidal or electronic transformers: 450 W, uncompensated fluorescent lamps: 2x58 W, motors and gear motors: 400 VA. Not suitable for compensated fluorescent lamps, for discharge lamps and for all loads not indicated that must be commanded using a support relay.

APPLICATIONS: Energy-saving: command of the lighting of rooms and areas only when people pass through. Comfort and safety: automatic command of circuits without needing to activate one-way switches.

NOTES: do not install the product in watertight plates: the lid membrane does not allow the detector lens to work correctly.

RELAY



GW 20 071

LATCHING RELAY

Code	No. of poles	Output contacts	Coil	No. SYSTEM modules	Pack / Carton
GW20071	1	10 AX 250V ac	230V ac - 50 Hz	1	1/5
GW20072	2	10 AX 250V ac	230V ac - 50 Hz	1	1/5

CHARACTERISTICS: suitable for commanding incandescent/halogen lamps: 800 W, fluorescent tubes with electronic ballast: 400 W, fluorescent tubes with electromechanical ballast: 360 W, compact fluorescent lamps (CFL): 200 W, LED lamps (230V ac): 200 W, low voltage halogen or LED lamps with electronic ballast: 200 W, low voltage halogen or LED lamps with electromechanical ballast: 400 W.

APPLICATIONS: command of lighting devices from several points, via push-buttons. Start/stop control of motors (extractors, air agitators, etc.).



GW 20 074

MONOSTABLE RELAY

Code	No. of poles	Output contacts	Coil	No. SYSTEM modules	Pack / Carton
GW20074	1	1 NO/NC 10A(AC1) / 4A(AC15) 250V ac	230V ac - 50 Hz	1	1/5

APPLICATIONS: As an auxiliary element to control special loads, for remote signalling, and for electrical separation between control and user circuits.



GW 20 076

CALL RELAY - 12V

Code	Supply voltage	No. of poles	Output contacts	No. SYSTEM modules	Pack / Carton
GW20076	12V ac/dc	1	1NO/NC 12 V (max. 1A)	1	1/5

CHARACTERISTICS: reset button integrated on the front and green mains presence indicator lamp.

POWER - SYSTEM WHITE
SOCKET-OUTLETS - ITALIAN/GERMAN STANDARD


GW 20 203

ITALIAN STANDARD SOCKET-OUTLETS - 250V AC

Code	Description	Type	For plug pins	No. SYSTEM modules	Pack / Carton
GW20201C0	2P+E - 10A	P11	Ø 4 mm	1	1/100

CHARACTERISTICS: with safety shields.




GW 20 205

ITALIAN/GERMAN STANDARD SOCKET-OUTLETS - 250V AC

Code	Description	Earth pit	Type	For plug pins	No. SYSTEM modules	Pack / Carton
GW20246DY	2P+E - 16 A Dual amperage	Side and central	P40	Ø 4 / 4.8 / 5 mm	2	20/160

CHARACTERISTICS: with safety shields.



GW 20 291

ITALIAN STANDARD DUAL SOCKET-OUTLET - 250V AC

Code	Description	Type	For plug pins	Input	No. SYSTEM modules	Pack / Carton
GW20291	2x2P+E 16A Dual amp.	P17-11	Ø 4 / 5 mm	1x16 A	2	30/60

CHARACTERISTICS: with safety shields. The wiring is carried out via 3 terminals that power the socket-outlets, without using U-bolts.

SOCKET-OUTLETS - INTERNATIONAL STANDARD



GW 20 265

GERMAN STANDARD SOCKET-OUTLET - 250V AC

Code	Description	For plug pins	No. SYSTEM modules	Pack / Carton
GW20265CO	2P+E - 16A	Ø 4.8 mm	2	10/120
GW20265DY01	2P+E - 16A	Ø 4.8 mm	2	6/24

CHARACTERISTICS: with safety shields.



GW 20 208

BRITISH STANDARD SOCKET-OUTLETS - 250V AC

Code	Description	For plug pins	No. SYSTEM modules	Pack / Carton
GW20208	2P+E - 13 A	Flat	2	30/60
GW20209	2P+E - 16A	Ø 7 mm	2	30/60

CHARACTERISTICS: with safety shields.

NOTES: given the size of the plugs, it is not possible to install two or more socket-outlets side-by-side.



GW 20 212

EURO AMERICAN STANDARD SOCKET-OUTLET - 250/125V AC

Code	Description	For plug pins	No. SYSTEM modules	Pack / Carton
GW20212CO	2P+E - 15A	Ø 4 mm/ flat	1	1/100



GW 20 214

USA STANDARD SOCKET-OUTLETS - 250/125V AC


Code	Description	For plug pins	Shape	No. SYSTEM modules	Pack / Carton
GW20216	2P+E - 15A - 250V ac	Flat	Flat, aligned vertical	1	30/60



GW 20 248

ARGENTINIAN STANDARD SOCKET-OUTLETS - 250V AC

Code	Description	For plug pins	No. SYSTEM modules	Pack / Carton
GW20248	2P+E - 10A	Flat	2	30/60




GW 20 356

AUSTRALIAN STANDARD SOCKET-OUTLETS - 250V AC

Code	Description	For plug pins	No. SYSTEM modules	Pack / Carton
GW20357	2P+E - 10A	Flat	2	30/60
GW20356	2P+E - 15A	Flat	2	30/60

SOCKET-OUTLETS FOR DEDICATED LINES



GW 20 281

ITALIAN STANDARD SOCKET-OUTLETS FOR DEDICATED LINES - 250V AC

Code	Description	Colour	Type	For plug pins	No. SYSTEM modules	Pack / Carton
GW20295DY	2P+E - 16 A Dual amperage	Red	P17-11	Ø 4 / 5 mm	1	20/320

CHARACTERISTICS: with safety shields.



GW 20 282


ITALIAN/GERMAN STANDARD SOCKET-OUTLETS FOR DEDICATED LINES - 250V AC

Code	Description	Earth pit	Colour	Type	For plug pins	No. SYSTEM modules	Pack / Carton
GW20296DY	2P+E - 16 A Dual amperage	Side and central	Red	P40	Ø 4 / 4.8 / 5 mm	2	20/160

CHARACTERISTICS: with safety shields.

DATA - SYSTEM WHITE

TV-SAT SOCKETS



GW 20 396

COAXIAL TV-SAT SOCKETS (5-2400 MHZ) CLASS A SHIELDING - F FEMALE CONNECTOR

Code	Description	Type	Attenuation	No. SYSTEM modules	Pack / Carton
GW20391	Direct	With passage of current	0 dB	1	15/30
GW20396	Through wiring	-	5 dB	1	15/30
GW20392	Through wiring	-	10 dB	1	15/30

CHARACTERISTICS: GW20391 permits carrying a remote power supply voltage/current and/or control signals towards the user port (max 24 V - 500 mA). GW20277 in combination with feedthrough socket-outlets allows you to make terminal socket-outlets.

APPLICATIONS: Socket-outlets suitable for return channel.

NOTES: the TV-SAT 5 dB GW20396 coaxial socket-outlet is defined with conditioned use, it is a special through socket-outlet and as such must be used, with the only difference that the user door (socket-outlet towards the user device) must always be closed with a load of 75 Ohm (TV, VCR, SAT receiver or 75-Ohm termination).



GW 20 386

COAXIAL TV SOCKETS (5-2400 MHZ) CLASS A SHIELDING - IEC MALE CONNECTOR Ø 9.5 MM

Code	Description	Type	Attenuation	No. SYSTEM modules	Pack / Carton
GW20381	Direct	With passage of current	0 dB	1	15/30
GW20386	Through wiring	-	5 dB	1	15/30
GW20382	Through wiring	-	10 dB	1	15/30

CHARACTERISTICS: GW20381 permits carrying a remote power supply voltage/current and/or control signals towards the user port (max 24 V - 500 mA). GW20277 in combination with feedthrough socket-outlets allows you to make terminal socket-outlets.

APPLICATIONS: Socket-outlets suitable for return channel.

NOTES: the TV 5 dB GW20386 coaxial socket-outlet is defined with conditioned use, it is a special through socket-outlet and as such must be used, with the only difference that the user door (socket-outlet towards the user device) must always be closed with a load of 75 Ohm (TV, VCR, SAT receiver or 75-Ohm termination).



GW 20 276

COAXIAL TV SOCKET (0-2400MHZ) CLASS A+ SHIELDING - F FEMALE CONNECTOR

Code	Description	Attenuation	Impedance	No. SYSTEM modules	Pack / Carton
GW20276	Direct	0 dB	75 Ohm	1	1/180



GW 20 229

RESISTIVE COAXIAL TV SOCKETS (40-860 MHZ) - IEC FEMALE CONNECTOR Ø 9.5MM

Code	Description	Attenuation	No. SYSTEM modules	Pack / Carton
GW20228DY	Direct	0 dB	1	10/100
GW20229DY	Branched	20 dB	1	10/100
GW20230	Terminated - 75 ohm	20 dB	1	30/60

Items designated solely for export to a limited number of countries outside of the European Union or countries applying to become part of the European Free Trade Area. Contact Gewiss Customer Service to check the product meets the regulations of the country concerned before importing it.

SOCKET-OUTLETS FOR AUXILIARY AND SIGNAL CIRCUITS



GW 20 234

SOCKET-OUTLETS FOR SELV AUXILIARY CIRCUIT

Code	Description	For plug pins	Centre distance	No. SYSTEM modules	Pack / Carton
GW20239	2P - 6A - 24V	Ø 3 mm	12.4 mm	1	15/30
GW20234	2P - 6A - 24V polarized	Flat	12.4 mm	1	15/30



GW 20 241

SIGNAL SOCKET-OUTLET FOR PHONIC CIRCUITS

Code	Description	No. SYSTEM modules	Pack / Carton
GW20241	For loudspeaker	1	15/30

TELEPHONE SOCKETS

RJ11 TELEPHONE SOCKETS

Code	Description	Cables type	Connection	No. SYSTEM modules	Pack / Carton
GW20251	RJ11	Twisted pair	Screw-on terminals	1	15/30

APPLICATIONS: telephone, telefax, modem.



GW 20 251

FRENCH STANDARD TELEPHONE SOCKET

Code	Description	Connection	No. SYSTEM modules	Pack / Carton
GW20235	French 8 contacts	Screw-on terminals	1	15/30



GW 20 235

BRITISH STANDARD TELEPHONE SOCKET

Code	Description	Connection	No. SYSTEM modules	Pack / Carton
GW20272	British 6 contacts	Screw-on terminals	1	15/30



GW 20 272

DATA SOCKETS

RJ45 SOCKETS

Code	Description	No. pairs	Use category	Cables	Connection	No. SYSTEM modules	Pack / Carton
GW20271DY	RJ45	4	5e	UTP	Toolless	1	10/100
GW20243	RJ45	4	5e	FTP	Toolless	1	15/30
GW20685	RJ45	4	6	UTP	Toolless	1	15/30
GW20684	RJ45	4	6	UTP	Toolless	1	1/15
GW20686DY	RJ45	4	6	FTP	Toolless	1	10/100

APPLICATIONS: LANs up to 100MHz (e.g. Ethernet, Token Ring networks) for cat. 5e. LANs up to 250MHz (e.g. Videoconference systems, CCTV) for cat. 6.



GW 20 686

System



GW 20 266

ADAPTERS FOR HOUSING DATA CONNECTORS

Code	Compatibility	No. SYSTEM modules	Pack / Carton
GW20270	AMP / Keystone Jack	1	1/120

NOTES: with regard to the technological developments and dimensional variants introduced by connector manufacturers, you are advised to check in advance the full compatibility between the connector and the Gewiss adapter.

USB AND HDMI COUPLERS




GW 38 056

USB AND HDMI COUPLERS

Code	Description	Type	Compatibility	Pack / Carton
GW38056	HDMI coupler	Female/Female	Keystone Jack	1/48
GW38057	USB coupler	Female/Female - A type	Keystone Jack	1/48

NOTES: for adapters designed to house data connectors (ChoruSmart, System and Playbus) with Keystone Jack type coupling and permutation panels.

USB POWER SUPPLY



GW 20 362

DUAL USB CHARGERS FOR ELECTRONIC DEVICES

Code	Supply voltage	Output voltage	Max current supplied	Type of port	No. modules	Pack / Carton
GW20363	100-240 V ac - 50-60 Hz	5V dc	3 A	A+C	1	1/10

CHARACTERISTICS: suitable for recharging a single electronic device (e.g. tablet) or two devices simultaneously (e.g. a tablet and smartphone). The division of the current delivered to the two outputs depends on the state of charge of the connected devices.

ENCLOSURES FOR CONVENTIONAL NETWORKS



GW 20 238

EMPTY ENCLOSURE FOR HOUSING SUB-D CONNECTORS

Code	Description	No. SYSTEM modules	Pack / Carton
GW20238	SUB-D 9 / 15 / 25 PIN	3	20/40

PROTECTION - SYSTEM WHITE

MINIATURE CIRCUIT BREAKERS



GW 20 431

MCB - MINIATURE CIRCUIT BREAKERS - C CHARACTERISTIC - 230V AC

Code	Description	Rated current (A)	No. SYSTEM modules	Pack / Carton
Breaking capacity: 3 kA				
GW20431	Single pole (1P)	6	1	15/30
GW20432	Single pole (1P)	10	1	15/30
GW20433	Single pole (1P)	16	1	15/30
GW20434	Two-pole (1P+N)	6	1	15/30
GW20435	Two-pole (1P+N)	10	1	15/30
GW20436	Two-pole (1P+N)	16	1	15/30



GW 20 437

RCBO - RESIDUAL CURRENT BREAKERS WITH OVERCURRENT PROTECTION - C CHARACTERISTIC - CLASS A - 230V AC - 50/60 HZ

Code	Description	I _{Δn}	Rated current (A)	No. SYSTEM modules	Pack / Carton
Breaking capacity: 3 kA					
GW20437	Two-pole (1P+N)	10 mA	6	2	1/15
GW20438	Two-pole (1P+N)	10 mA	10	2	1/15
GW20439	Two-pole (1P+N)	10 mA	16	2	1/15
GW20448	Two-pole (1P+N)	30 mA	6	2	1/15
GW20449	Two-pole (1P+N)	30 mA	10	2	1/15
GW20450	Two-pole (1P+N)	30 mA	16	2	1/15



GW 20 454

MCB - RED MINIATURE CIRCUIT BREAKERS FOR DEDICATED CIRCUITS - C CHARACTERISTIC - 230V AC

Code	Description	Rated current (A)	No. SYSTEM modules	Pack / Carton
Breaking capacity: 3 kA				
GW20454	Two-pole (1P+N)	6	1	15/30
GW20455	Two-pole (1P+N)	10	1	15/30
GW20456	Two-pole (1P+N)	16	1	15/30

PROTECTION DEVICES



GW 20 423

SURGE PROTECTION DEVICE - 250V AC

Code	Max. dischargeable energy	Maximum discharge current	No. SYSTEM modules	Pack / Carton
GW20423	75 J	8 kA (8/20 μs)	1	1/14

APPLICATIONS: protection of electronic equipment (TV - HI-FI - computers, etc.) from overvoltage of atmospheric or manoeuvring origin that may be conveyed by the supply lines.

ENERGY, TEMPERATURE AND COMFORT MANAGEMENT - SYSTEM WHITE

DIMMER



GW 20 802

ROTATING ELECTRONIC REGULATORS FOR RESISTIVE/INDUCTIVE LOADS

Code	Supply voltage	Resistive load 230V ac	Inductive load 230V ac	No. SYSTEM modules	Pack / Carton
GW20802	230V - 50 / 60 Hz	100-500 W	-	1	1/14
GW20803DY	230V - 50 / 60 Hz	100-900 W	40-300 VA	1	10/100
GW20811	230V - 50 / 60 Hz	100-500 W	100-500 VA	1	1/14

CHARACTERISTICS: with signalling led orange. GW20811 rotary command with two-way switch.

GW20803 compliance with the EMC requirements is only guaranteed by connecting the regulator to an LC filter with the following characteristics: L=1mH - 5A, C=0.15uF - 275V X2, according to the documentation provided with the product. Item designated solely for export to a limited number of countries outside of the European Union or countries applying to become part of the European Free Trade Area. Contact Gewiss Customer Service to check the product meets the regulations of the country concerned before importing it.

NOTES: to avoid overheating, the side-by-side installation of several products in a single container is not permitted; insert a blanking module between two electronic devices. If installing two regulators in the same box, the maximum loads that can be commanded by each regulator must be reduced by 50%.



GW 20 828

ELECTRONIC REGULATOR WITH BUTTON FOR RESISTIVE/INDUCTIVE LOADS

Code	Supply voltage	Resistive load 230V ac	Inductive load 230V ac	No. SYSTEM modules	Pack / Carton
GW20828	230V - 50 / 60 Hz	60-500 W	60-500 VA	1	1/14

CHARACTERISTICS: possibility to command and regulate from remote control push-buttons with NO contact. With signalling led orange.

NOTES: to avoid overheating, the side-by-side installation of several products in a single container is not permitted; insert a blanking module between two electronic devices. If installing two regulators in the same box, the maximum loads that can be commanded by each regulator must be reduced by 50%.

ELECTRONIC TIMERS



GW 20 825

ELECTRONIC DAILY/WEEKLY TIMER, 1-CHANNEL

Code	Supply voltage	Output contacts	No. SYSTEM modules	Pack / Carton
GW20825	230 V ac - 50/60 Hz	1NO/NC 8A(AC1)/4A(AC15) 250V ac	2	1/2

CHARACTERISTICS: with rechargeable buffer battery to guarantee the updating of the calendar (date, day, time) in the event of a blackout.



GW 20 810

ELECTRONIC TIMED BUTTON WITH INPUT FOR REMOTE CONTROL 230V - 50/60HZ

Code	Regulation field	Relay output	No. SYSTEM modules	Pack / Carton
GW20810	30 s - 15 min	1NO 10A(AC1)/5A(AC15) 250V ac	2	1/4

TEMPERATURE CONTROL DEVICES


GW 20 827

TIMED THERMOSTAT - DAILY/WEEKLY PROGRAMMING

Code	Supply voltage	Temperature adjustment	Output contacts	No. SYSTEM modules	Pack / Carton
GW20827	230 V ac - 50/60 Hz	From +5°C to +40°C	1NO/NC 5A(AC1)/2A(AC15) 250V ac	2	1/2

CHARACTERISTICS: with rechargeable buffer battery to guarantee the updating of the calendar (date, day, time) in the event of a blackout.



GW 20 852

ELECTRONIC SUMMER/WINTER THERMOSTAT WITH KNOB ADJUSTMENT AND INDICATOR LED - 230V - 50/60HZ

Code	Temperature adjustment	Output contacts	No. SYSTEM modules	Pack / Carton
GW20852	From +5°C to +30°C	1 NO / NC 8A(AC1) / 2A(AC15) 250V ac	3	1/2

CHARACTERISTICS: option of controlling night-time reduction via remote control (fixed 4°C).



GW 20 853

ELECTRONIC SUMMER/WINTER THERMOSTAT WITH KNOB ADJUSTMENT FOR FAN-COIL, 3-SPEED SELECTOR AND SOLENOID VALVE COMMAND 230V - 50/60HZ

Code	Regulation field	Output solenoid	Output fan	Output contacts	No. SYSTEM modules	Pack / Carton
GW20853	+5° C / +30° C	Relay NO/NC	Three way switch 1P	5A (AC1) / 2A (AC15)	3	1/2

CHARACTERISTICS: temperature adjustment range: from +5°C to +30°C.

Operating modes: solenoid valve thermostat and fixed ventilation, solenoid valve and thermostat-controlled ventilation, only thermostat-controlled ventilation and unconnected solenoid valve.

SIGNALLING - SYSTEM WHITE

ANTI BLACK-OUT LAMPS



GW 20 833

EXTRACTABLE ANTI BLACK-OUT LAMP

Code	Supply voltage	Power supply batteries	Autonomy	Type of lamp	No. SYSTEM modules	Pack / Carton
GW20833	230 V ac - 50/60 Hz	Ni-Mh	2 h	White LED	2	1/4

CHARACTERISTICS: equipped with inhibition selector on the front. Replaceable batteries (battery pack 4.8 V 40 mAh).

APPLICATION: according to CEI 64-8 (chapter 37).



GW 20 835

ANTI BLACK-OUT LAMP

Code	Supply voltage	Power supply batteries	Minimum autonomy	Lamp	No. SYSTEM modules	Pack / Carton
GW20835	230 V ac - 50/60 Hz	Ni-Mh	1 h	White LED	1	1/4

CHARACTERISTICS: green LED for the presence of mains voltage signalling. Highly efficient, white LED lamp.

ACOUSTIC SIGNALLING DEVICES



GW 20 613

BELLS

Code	Supply voltage	Power input	Sound intensity	No. SYSTEM modules	Pack / Carton
GW20613	12 V - 50 Hz	8 VA	80 dB (at 1 m)	1	15/30
GW20616	230V ac - 50Hz	8 VA	80 dB (at 1 m)	1	15/30

CHARACTERISTICS: for intermittent use (5 sec. ON / 15 sec. OFF).



GW 20 617

BUZZERS

Code	Supply voltage	Power input	Sound intensity	No. SYSTEM modules	Pack / Carton
GW20617	12V ac - 50 Hz	8 VA	75 dB (at 1 m)	1	15/30
GW20620	230V ac - 50Hz	8 VA	75 dB (at 1 m)	1	15/30

CHARACTERISTICS: for intermittent use (5 sec. ON / 15 sec. OFF).



GW 20 641

ELECTRONIC BELLS WITH 3 DIFFERENT TONES

Code	Supply voltage	Power input	Sound intensity	No. SYSTEM modules	Pack / Carton
GW20641	12V ac/dc	3 VA	75-90 dB (at 1 m)	2	1/4
GW20643	230V ac - 50Hz	3 VA	75-90 dB (at 1 m)	2	1/4

CHARACTERISTICS: for continuous use. Three tones (alarm, ring and two-tone) with adjustable sound intensity using the selector located on the front.

APPLICATIONS: it is possible to combine the outdoor call, indoor call and alarm functions with one single device.

INDICATOR LIGHT DEVICES



GW 20 603

SINGLE INDICATOR LAMPS - 12/24/250V AC

Code	Diffuser colour	Diffuser meaning	Fixing for lamp	No. SYSTEM modules	Pack / Carton
Diffusor type: Flat					
GW20603DY	Red	Danger	Cartridge	1	20/320
GW20604	Green	Safety	Cartridge	1	30/60
GW20605	Yellow	Attention	Cartridge	1	30/60
GW20606	Transparent	Neutral	Cartridge	1	30/60
GW20631	Light blue	Specific	Cartridge	1	30/60

CHARACTERISTICS: supplied without lamp. They use S6x31 mm and S6.3x28 mm cartridge lamps (max 2 W).

NOTES: the meaning of the diffusers refers to the recommendations of standard EN60073 with regard to the use of the colours in indicator lights.



GW 20 608

DOUBLE INDICATOR LAMPS

Code	Diffuser colour	Lamp voltage	No. SYSTEM modules	Pack / Carton
Diffusor type: Flat				
GW20607	Red/green	230V ac	1	15/30
GW20608	Red/green	12-24V ac/dc	1	15/30

ACCESSORIES SUPPLIED: supplied with LED lamps.



GW 20 634

STAIR RISER LAMP WITH WHITE LED LIGHT - 12/230V AC

Code	Diffuser colour	Lamp	Lamp voltage	No. SYSTEM modules	Pack / Carton
GW20634	White	Integrated LED	12V ac/dc - 230V ac	2	1/15

CHARACTERISTICS: very bright LED, light adjustment eyelid, 12v ac/dc - 230V ac supply with double supply input.



GW 20 601

STAIR RISER OR SPECIAL USES LAMPS WITH FLAT DIFFUSER - 12/24V

Code	Diffuser colour	Fixing for lamp	No. SYSTEM modules	Pack / Carton
GW20601	Opal diffuser	Cartridge	3	15/30
GW20623	Red	Cartridge	3	15/30
GW20626	Light blue	Cartridge	3	15/30

CHARACTERISTICS: Supplied without lamp. Use cartridge lamps of the S6x36mm type (max 2W).

APPLICATIONS: identification of steps, obstacles etc..



GW 20 602

STAIR RISER OR SPECIAL USES LAMPS WITH PROTRUDING DIFFUSER - 12/24V

Code	Diffuser colour	Fixing for lamp	No. SYSTEM modules	Pack / Carton
GW20602	Opal diffuser	Cartridge	3	1/12
GW20627	Red	Cartridge	3	1/12
GW20628	Green	Cartridge	3	1/12

CHARACTERISTICS: Supplied without lamp. Use cartridge lamps of the S6x36mm type (max 2W).

APPLICATIONS: signalling.



GW 20 622

LAMP HOLDER

Code	Lampholder type	Power	Colour	No. SYSTEM modules	Pack / Carton
GW20622	E27	40 W	Black	2	15/30

APPLICATIONS: the product must be installed in compliance with the International CE regulation 64-8.

SPECIAL APPLICATIONS - SYSTEM WHITE
COMPONENTS FOR HOTEL SYSTEMS


GW 20 651

THREE-WAY SWITCH 1P - 250 V AC

Code	Description	Button key	Symbol	Rated power of 230V LED lamps	No. SYSTEM modules	Pack / Carton
GW20651	1P - 10AX	Neutral	DND+MUR	100 W	1	30/60

CHARACTERISTICS: three standing positions. Both contacts are open in the central position (OFF). With "Do not disturb" (DND) and "Make up the room" (MUR) pad printings.



GW 20 820

UNIVERSAL BADGE SWITCH WITH BACKLIT LIGHT - 250V AC

Code	Description	For badge card max. width	Type	Rated power of 230V LED lamps	No. SYSTEM modules	Pack / Carton
GW20820	1P NO - 10A	54 mm	Backlit 230V ac	100 W	3	1/2

CHARACTERISTICS: supplied without badge.

APPLICATIONS: activation of circuits and services in hotel rooms (e.g. lights, air-conditioner, fridge-bar), indication of room occupied (with badge inserted).



GW 20 841

EUROPEAN/AMERICAN STANDARD SHAVER SOCKET WITH INSULATION TRANSFORMER


Code	Supply voltage	For plug pins	Selectable output voltage	Maximum power	No. SYSTEM modules	Pack / Carton
GW20841	230V ac - 50/60 Hz	Ø 4 / 5 - 6.3x1.5 mm	120 - 230V ac	20 VA	3	1/4

CHARACTERISTICS: the socket-outlet is equipped with a self-protection device against overloading. The output voltage should be selected correctly, consulting the rating of the user device before inserting the plug. The relevant indicator LED allows the chosen voltage to be clearly seen.

NOTES: not suitable for installation in wall-mounting containers of the 27 COMBI range.

ACCESSORIES

SPARE PARTS AND ACCESSORIES




GW 10 881

LED SIGNALLING UNITS - 230 V AC - 0.6 W

Code	Lamp voltage	Lamp power	Lamp	Light emitted	Cable Colour	Pack / Carton
GW10881DY	230 V ac - 50/60 Hz	0.6 W	LED	Blue	Blue	1/10
GW10882DY	230 V ac - 50/60 Hz	0.6 W	LED	White	White	1/10

NOTES: the LED signalling units are supplied with power supply cables (length 10 cm).



System




Scan the QR Code and find out all the technical informations.

TWO LINES, ONE SINGLE OFFER




The System range includes two lines of plates, one more rounded and the other with a squarer design, in a domestic series recognised for its reliability and robustness.

INSTALLATION FLEXIBILITY



The domestic System series offers maximum application flexibility. It is highly versatile, with two attachment options, from the front or back of the support, making the mounting and release of devices quick and easy.

A COMPLETE SOLUTION



The System devices are compatible with a wide range of accessories and can be installed in any electrical installation: flush- and surface-mounted rectangular boxes, flush-mounted square boxes, profiles and DIN rails, floor turrets and 27 Combi enclosures.

System

Modular devices

The System modular devices allow the creation of infinite combinations of devices and plates, through a complete range that covers all design, functional and installation needs. Colours and finishes: satin black, elegant and classy. Ideal for flush-mounted solutions (for rectangular or square boxes), surface-mounted solutions and special applications. The range includes control units, socket-outlets, breakers, indicators, connectors and devices for the control, safety and comfort of your home.



COMMAND - SYSTEM BLACK

COMMAND DEVICES



GW 21 571

ONE-WAY SWITCHES - 250V AC

Code	Description	Button key	Symbol	Rated power of 230V LED lamps	No. SYSTEM modules	Pack / Carton
GW21571CO	1P - 16AX	Neutral	-	200 W	1	10/100
GW21572DY	1P - 16 AX backlit	With replaceable neutral lens	-	200 W	1	10/100
GW21583DY	1P - 16AX illuminable	With replaceable neutral lens	-	200 W	1	20/320
GW21503DY	2P - 16 AX	Neutral	0/1	200 W	1	20/320
GW21005	2P - 10AX	With key	0/1	100 W	1	15/30

CHARACTERISTICS: the illuminable articles use miniature lamp units, not included.

ACCESSORIES SUPPLIED: GW21572, GW21504 - red fluorescent 230Vac (0.4W) signalling unit. GW21005 supplied with 2 keys. The key can be extracted in both positions. Spare keys: GW20901.



GW 21 585

ONE-WAY SWITCH 2P FOR HEAVY-DUTY INSTALLATIONS - 25A - 250V AC

Code	Description	Button key	Symbol	Rated power of 230V LED lamps	No. SYSTEM modules	Pack / Carton
GW21585	25 AX	Neutral	0/1	250 W	1	15/30

CHARACTERISTICS: suitable for particular heavy-duty loads (e.g. set of fluorescent lamp) or high consumption devices (ovens, air-conditioners, boilers, etc.).



GW 21 576

TWO-WAY SWITCHES 1P - 250V AC

Code	Description	Button key	Rated power of 230V LED lamps	No. SYSTEM modules	Pack / Carton
GW21576CO	1P - 16AX	Neutral	200 W	1	10/100
GW21008	1P - 10AX	With key	100 W	1	15/30

CHARACTERISTICS: the illuminable articles use miniature lamp units, not included.

ACCESSORIES SUPPLIED: GW21577 - red fluorescent 230Vac (0.4W) signalling unit. GW21008 supplied with 2 keys. The key can be extracted in both positions. Spare keys: GW20901.



GW 21 579

INTERMEDIATE SWITCHES 1P - 250V AC

Code	Description	Button key	Rated power of 230V LED lamps	No. SYSTEM modules	Pack / Carton
GW21579CO	1P - 16AX	Neutral	200 W	1	10/100



GW 21 559

THREE-WAY SWITCH 1P - 250V AC

Code	Description	Button key	Symbol	Rated power of 230V LED lamps	No. SYSTEM modules	Pack / Carton
GW21559DY	1P - 10AX	Neutral	UP - DOWN	100 W	1	20/320

CHARACTERISTICS: three standing positions. Both contacts are open in the central position (OFF).

GW21528 - not-illuminated product; equipped with neutral lens.

APPLICATIONS: command of circuits requiring an interlock (e.g. operating motorised devices with direction reversal), 2-user selective control.



GW 21 510

PUSH-BUTTONS - 250V AC

Code	Description	Button key	Symbol	No. SYSTEM modules	Pack / Carton
GW21510DY01	1P NO - 10A	Neutral	-	1	10/100
GW21512DY	1P NO - 10A	With symbol	Bell	1	20/320
GW21531	1P NC - 10 A illuminable	With replaceable neutral lens	-	1	15/30
GW21518	2P NO - 10A	With pull-cord	-	1	20/40
GW21530	2P NO - 10A	With key	0/1	1	15/30

CHARACTERISTICS: the illuminable articles use miniature lamp units, not included; GW21520, GW21521, both contacts are open in the central position (OFF).

ACCESSORIES SUPPLIED: GW21515 - red fluorescent 230Vac (0.4W) signalling unit. GW21516 - white LED 12/24Vac/dc (0.4W) signalling unit. GW21518, cord in insulating material, 140cm long, with a knob. GW21530 supplied with 2 keys. Spare keys: GW30912.




GW 21 024

PUSH-BUTTON WITH ILLUMINABLE NAME PLATE - 250V AC

Code	Description	Lamp voltage	Lamp	Lamp power	No. SYSTEM modules	Pack / Carton
GW21591	1P NO - 10A	12-24V ac/dc	Cartridge lamp S6x36 mm	2 W	2	15/30
GW21024	1P NO - 10A	12-24V ac/dc	Cartridge lamp S6x36 mm	2 W	3	20/40

CHARACTERISTICS: supplied without lamp.



GW 21 589

WIDE-BUTTON ILLUMINABLE CONTROL DEVICES - 2M - 250V AC

Code	Description	Button key	Type	Rated power of 230V LED lamps	No. SYSTEM modules	Pack / Carton
GW21589	1P - 16 AX - illuminable	With diffuser	Switch	200 W	2	15/30
GW21580	1P - 16 AX - illuminable	With diffuser	Intermediate switch	200 W	2	1/15
GW21527	1P NO - 10 A - illuminable	With diffuser	Push-button	-	2	15/30

CHARACTERISTICS: the illuminable articles use miniature lamp units, not included.

BLANKING MODULES AND CABLE OUTLET



GW 21 056

BLANKING MODULES AND CABLE OUTLET

Code	Description	No. SYSTEM modules	Pack / Carton
GW21056C0	1 module	1	10/120
GW21073	2 modules	2	30/60

APPLICATIONS: in addition to their normal use, they permit installing signal socket-outlets, microswitches and LEDs after appropriate drilling/preparation.

MOVEMENT SENSOR



GW 21 821

IR MOVEMENT DETECTOR

Code	Supply voltage	Output contacts	No. SYSTEM modules	Pack / Carton
GW21821	230V ac - 50/60Hz	1NO 3A(AC1) 250V ac	1	1/6

CHARACTERISTICS: adjustment of the intervention duration 15 sec - 10 min. Light sensitive threshold adjustment - min. 10 lux - max. inhibited. Sensor with fixed lens. Suitable for commanding halogen lamps/resistive loads: 700 W, incandescent lamps: 450 W, low voltage halogen lamps (12 V) controlled by toroidal or electronic transformers: 450 W, uncompensated fluorescent lamps: 2x58 W, motors and gear motors: 400 VA. Not suitable for compensated fluorescent lamps, for discharge lamps and for all loads not indicated that must be commanded using a support relay.

APPLICATIONS: Energy-saving: command of the lighting of rooms and areas only when people pass through.

Comfort and safety: automatic command of circuits without needing to activate one-way switches.

NOTES: do not install the product in watertight plates: the lid membrane does not allow the detector lens to work correctly.

RELAY



GW 21 071

LATCHING RELAY

Code	No. of poles	Output contacts	Coil	No. SYSTEM modules	Pack / Carton
GW21071	1	10 AX 250V ac	230V ac - 50 Hz	1	1/5
GW21072	2	10 AX 250V ac	230V ac - 50 Hz	1	1/5

CHARACTERISTICS: suitable for commanding incandescent/halogen lamps: 800 W, fluorescent tubes with electronic ballast: 400 W, fluorescent tubes with electromechanical ballast: 360 W, compact fluorescent lamps (CFL): 200 W, LED lamps (230V ac): 200 W, low voltage halogen or LED lamps with electronic ballast: 200 W, low voltage halogen or LED lamps with electromechanical ballast: 400 W.

APPLICATIONS: command of lighting devices from several points, via push-buttons. Start/stop control of motors (extractors, air agitators, etc.).



GW 21 074

MONOSTABLE RELAY 230 V AC

Code	No. of poles	Output contacts	Coil	No. SYSTEM modules	Pack / Carton
GW21074	1	1 NO/NC 10A(AC1) / 4A(AC15) 250V ac	230V ac - 50 Hz	1	1/5

APPLICATIONS: As an auxiliary element to control special loads, for remote signalling, and for electrical separation between control and user circuits.



GW 21 076

CALL RELAY - 12V

Code	Supply voltage	No. of poles	Output contacts	No. SYSTEM modules	Pack / Carton
GW21076	12V ac/dc	1	1NO/NC 12 V (max. 1A)	1	1/5

CHARACTERISTICS: reset button integrated on the front and green mains presence indicator lamp.

POWER - SYSTEM BLACK
SOCKET-OUTLETS - ITALIAN/GERMAN STANDARD


GW 21 203

ITALIAN STANDARD SOCKET-OUTLETS - 250V AC

Code	Description	Type	For plug pins	No. SYSTEM modules	Pack / Carton
GW21201DY	2P+E - 10A	P11	Ø 4 mm	1	20/320
GW21203CO	2P+E - 16 A Dual amperage	P17-11	Ø 4 / 5 mm	1	10/100

CHARACTERISTICS: with safety shields.



GW 21 205

ITALIAN/GERMAN STANDARD SOCKET-OUTLETS - 250V AC

Code	Description	Earth pit	Type	For plug pins	No. SYSTEM modules	Pack / Carton
GW21246DY	2P+E - 16 A Dual amperage	Side and central	P40	Ø 4 / 4.8 / 5 mm	2	20/160

CHARACTERISTICS: with safety shields.



GW 21 291

ITALIAN STANDARD QUICK WIRING DOUBLE SOCKET-OUTLET - 250V AC

Code	Description	Type	For plug pins	Input	No. SYSTEM modules	Pack / Carton
GW21291	2x2P+E 16A Dual amp.	P17-11	Ø 4 / 5 mm	1x16 A	2	30/60

CHARACTERISTICS: with safety shields. The wiring is carried out via 3 terminals that power the socket-outlets, without using U-bolts.

SOCKET-OUTLETS - INTERNATIONAL STANDARD



GW 21 265

GERMAN STANDARD SOCKET-OUTLET - 250V AC

Code	Description	For plug pins	No. SYSTEM modules	Pack / Carton
GW21265CO	2P+E - 16A	Ø 4.8 mm	2	10/120

CHARACTERISTICS: with safety shields.



GW 21 208

BRITISH STANDARD SOCKET-OUTLETS - 250V AC

Code	Description	For plug pins	No. SYSTEM modules	Pack / Carton
GW21208	2P+E - 13 A	Flat	2	30/60
GW21209	2P+E - 16A	Ø 7 mm	2	30/60

CHARACTERISTICS: with safety shields.

NOTES: given the size of the plugs, it is not possible to install two or more socket-outlets side-by-side.



GW 21 212

EURO AMERICAN STANDARD SOCKET-OUTLET - 250/125V AC

Code	Description	For plug pins	No. SYSTEM modules	Pack / Carton
GW21212CO	2P+E - 15A	Ø 4 mm/ flat	1	1/100



GW 21 214

USA STANDARD SOCKET-OUTLETS - 250/125V AC

Code	Description	For plug pins	Shape	No. SYSTEM modules	Pack / Carton
GW21214	2P+E - 15A 125V ac	Flat parallel horizontal	Parallel horizontal	1	30/60
GW21216	2P+E - 15A 250V ac	Flat, aligned vertical	Flat, aligned vertical	1	30/60



GW 21 248

ARGENTINIAN STANDARD SOCKET-OUTLETS - 250V AC

Code	Description	For plug pins	No. SYSTEM modules	Pack / Carton
GW21248	2P+E - 10A	Flat	2	30/60




GW 21 356

AUSTRALIAN STANDARD SOCKET-OUTLETS - 250V AC

Code	Description	For plug pins	No. SYSTEM modules	Pack / Carton
GW21357	2P+E - 10A	Flat	2	30/60
GW21356	2P+E - 15A	Flat	2	30/60

SOCKET-OUTLETS FOR DEDICATED LINES



GW 20 281

ITALIAN STANDARD SOCKET-OUTLETS FOR DEDICATED LINES - 250V AC

Code	Description	Colour	Type	For plug pins	No. SYSTEM modules	Pack / Carton
GW20295DY	2P+E - 16 A Dual amperage	Red	P17-11	Ø 4 / 5 mm	1	20/320

CHARACTERISTICS: with safety shields.



GW 20 282

ITALIAN/GERMAN STANDARD SOCKET-OUTLETS FOR DEDICATED LINES - 250V AC

Code	Description	Earth pit	Colour	Type	For plug pins	No. SYSTEM modules	Pack / Carton
GW20296DY	2P+E - 16 A Dual amperage	Side and central	Red	P40	Ø 4 / 4.8 / 5 mm	2	20/160

CHARACTERISTICS: with safety shields.

DATA - SYSTEM BLACK

TV-SAT SOCKETS



GW 21 391

COAXIAL TV-SAT SOCKETS (5-2400 MHZ) CLASS A SHIELDING - F FEMALE CONNECTOR

Code	Description	Type	Attenuation	No. SYSTEM modules	Pack / Carton
GW21391	Direct	With passage of current	0 dB	1	15/30
GW21396	Through wiring	-	5 dB	1	15/30
GW21392	Through wiring	-	10 dB	1	15/30

CHARACTERISTICS: GW21391 permits carrying a remote power supply voltage/current and/or control signals towards the user port (max 24 V - 500 mA). GW20277 in combination with feedthrough socket-outlets allows you to make terminal socket-outlets.

APPLICATIONS: socket-outlets suitable for return channel.

NOTES: the TV-SAT 5dB GW21396 coaxial socket is defined with conditioned use. It is a special feedthrough socket and must be used as such, with the only difference being that the user port (socket towards the user device) must always be closed with a 75-Ohm load (TV, VCR, SAT receiver or 75-Ohm termination).



GW 21 381

COAXIAL TV SOCKETS (5-2400 MHZ) CLASS A SHIELDING - IEC MALE CONNECTOR Ø 9.5 MM

Code	Description	Type	Attenuation	No. SYSTEM modules	Pack / Carton
GW21381	Direct	With passage of current	0 dB	1	15/30
GW21386	Through wiring	-	5 dB	1	15/30
GW21382	Through wiring	-	10 dB	1	15/30

CHARACTERISTICS: GW21381 permits carrying a remote power supply voltage/current and/or control signals towards the user port (max 24 V - 500 mA). GW20277 in combination with feedthrough socket-outlets allows you to make terminal socket-outlets.

APPLICATIONS: socket-outlets suitable for return channel.

NOTES: the TV 5dB GW21386 coaxial socket is defined with conditioned use. It is a special feedthrough socket and must be used as such, with the only difference being that the user port (socket towards the user device) must always be closed with a 75-Ohm load (TV, VCR, SAT receiver or 75-Ohm termination).



GW 21 228

COAXIAL TV RESISTIVE SOCKETS (40-860 MHZ) IEC FEMALE CONNECTOR Ø 9.5 MM

Code	Description	Attenuation	No. SYSTEM modules	Pack / Carton
GW21228DY	Direct	0 dB	1	10/100
GW21229DY	Branched	20 dB	1	10/100
GW21230	Terminated - 75 ohm	20 dB	1	30/60

Items designated solely for export to a limited number of countries outside of the European Union or countries applying to become part of the European Free Trade Area. Contact Gewiss Customer Service to check the product meets the regulations of the country concerned before importing it.

SOCKET-OUTLETS FOR AUXILIARY AND SIGNAL CIRCUITS



GW 21 234

SOCKET-OUTLETS FOR SELV AUXILIARY CIRCUITS

Code	Description	For plug pins	Centre distance	No. SYSTEM modules	Pack / Carton
GW21239	2P - 6A - 24V	Ø 3 mm	12.4 mm	1	15/30
GW21234	2P - 6A - 24V polarized	Flat	12.4 mm	1	15/30



GW 21 241

SIGNAL SOCKET-OUTLET FOR PHONIC CIRCUITS

Code	Description	No. SYSTEM modules	Pack / Carton
GW21241	For loudspeaker	1	15/30

TELEPHONE SOCKETS



GW 21 251

RJ11 TELEPHONE SOCKETS

Code	Description	Cables type	Connection	No. SYSTEM modules	Pack / Carton
GW21251	RJ11	Twisted pair	Screw-on terminals	1	15/30

APPLICATIONS: telephone, telefax, modem.



GW 21 235

FRENCH STANDARD TELEPHONE SOCKET

Code	Description	Connection	No. SYSTEM modules	Pack / Carton
GW21235	French 8 contacts	Screw-on terminals	1	15/30



GW 21 272

BRITISH STANDARD TELEPHONE SOCKET

Code	Description	Connection	No. SYSTEM modules	Pack / Carton
GW21272	British 6 contacts	Screw-on terminals	1	15/30

DATA SOCKETS



GW 21 686

RJ45 SOCKETS

Code	Description	No. pairs	Use category	Cables	Connection	No. SYSTEM modules	Pack / Carton
GW21271DY	RJ45	4	5e	UTP	Toolless	1	10/100
GW21243	RJ45	4	5e	FTP	Toolless	1	15/30
GW21685	RJ45	4	6	UTP	Toolless	1	15/30
GW21684	RJ45	4	6	UTP	Toolless	1	1/15
GW21686	RJ45	4	6	FTP	Toolless	1	15/30

APPLICATIONS: LANs up to 100MHz (e.g. Ethernet, Token Ring networks) for cat. 5e. LANs up to 250MHz (e.g. Videoconference systems, CCTV) for cat. 6.

System



GW 21 266

ADAPTERS FOR HOUSING DATA CONNECTORS

Code	Compatibility	No. SYSTEM modules	Pack / Carton
GW21267	SYSTIMAX COMMSCOPE	1	1/120
GW21270	AMP / Keystone Jack	1	1/120

NOTES: with regard to the technological developments and dimensional variants introduced by connector manufacturers, you are advised to check in advance the full compatibility between the connector and the Gewiss adapter.

USB AND HDMI COUPLERS



GW 38 056

USB AND HDMI COUPLERS

Code	Description	Type	Compatibility	Pack / Carton
GW38056	HDMI coupler	Female/Female	Keystone Jack	1/48
GW38057	USB coupler	Female/Female - A type	Keystone Jack	1/48

NOTES: for adapters designed to house data connectors (ChoruSmart, System and Playbus) with Keystone Jack type coupling and permutation panels.

ENCLOSURES FOR CONVENTIONAL NETWORKS



GW 21 238

EMPTY ENCLOSURE FOR HOUSING SUB-D CONNECTORS

Code	Description	No. SYSTEM modules	Pack / Carton
GW21238	SUB-D 9 / 15 / 25 PIN	3	20/40

PROTECTION - SYSTEM BLACK

MINIATURE CIRCUIT BREAKERS



GW 21 431

MCB - MINIATURE CIRCUIT BREAKERS - C CHARACTERISTIC - 230V AC

Code	Description	Rated current (A)	No. SYSTEM modules	Pack / Carton
Breaking capacity: 3 kA				
GW21431	Single pole (1P)	6	1	15/30
GW21432	Single pole (1P)	10	1	15/30
GW21433	Single pole (1P)	16	1	15/30
GW21434	Two-pole (1P+N)	6	1	15/30
GW21435	Two-pole (1P+N)	10	1	15/30
GW21436	Two-pole (1P+N)	16	1	15/30



GW 21 437

RCBO - RESIDUAL CURRENT BREAKERS WITH OVERCURRENT PROTECTION - C CHARACTERISTIC - CLASS A - 230V AC - 50/60 HZ

Code	Description	I _{dn}	Rated current (A)	No. SYSTEM modules	Pack / Carton
Breaking capacity: 3 kA					
GW21437	Two-pole (1P+N)	10 mA	6	2	1/15
GW21438	Two-pole (1P+N)	10 mA	10	2	1/15
GW21439	Two-pole (1P+N)	10 mA	16	2	1/15
GW21448	Two-pole (1P+N)	30 mA	6	2	1/15
GW21449	Two-pole (1P+N)	30 mA	10	2	1/15
GW21450	Two-pole (1P+N)	30 mA	16	2	1/15



GW 20 454

MCB - RED MINIATURE CIRCUIT BREAKERS FOR DEDICATED CIRCUITS - C CHARACTERISTIC - 230V AC

Code	Description	Rated current (A)	No. SYSTEM modules	Pack / Carton
Breaking capacity: 3 kA				
GW20454	Two-pole (1P+N)	6	1	15/30
GW20455	Two-pole (1P+N)	10	1	15/30
GW20456	Two-pole (1P+N)	16	1	15/30

PROTECTION DEVICES



GW 21 401

FUSE-HOLDER - 250V AC

Code	Rated current (A)	Fuse type	No. SYSTEM modules	Pack / Carton
GW21401	16	Ø 6.3 x 32 mm	1	30/60



GW 21 423


SURGE PROTECTION DEVICE - 250V AC

Code	Max. dischargeable energy	Maximum discharge current	No. SYSTEM modules	Pack / Carton
GW21423	75 J	8 kA (8/20 µs)	1	1/14

APPLICATIONS: protection of electronic equipment (TV - HI-FI - computers, etc.) from overvoltage of atmospheric or manoeuvring origin that may be conveyed by the supply lines.

ENERGY, TEMPERATURE AND COMFORT MANAGEMENT - SYSTEM BLACK

DIMMER



GW 21 802


ROTATING ELECTRONIC REGULATORS FOR RESISTIVE/INDUCTIVE LOADS

Code	Supply voltage	Resistive load 230V ac	Inductive load 230V ac	No. SYSTEM modules	Pack / Carton
GW21802	230V - 50 / 60 Hz	100-500 W	-	1	1/14
GW21803DY	230V - 50 / 60 Hz	100-900 W	40-300 VA	1	10/100
GW21811	230V - 50 / 60 Hz	100-500 W	100-500 VA	1	1/14

CHARACTERISTICS: with signalling led orange. GW21811 rotary command with two-way switch.

GW21803 compliance with the EMC directive is only guaranteed by connecting the regulator to an LC filter with the following characteristics: L=1mH - 5A, C=0.15uF - 275V X2, according to the documentation provided with the product. Item designated solely for export to a limited number of countries outside of the European Union or countries applying to become part of the European Free Trade Area. Contact Gewiss Customer Service to check the product meets the regulations of the country concerned before importing it.

NOTES: to avoid overheating, the side-by-side installation of several products in a single container is not permitted; insert a blanking module between two electronic devices. If installing two regulators in the same box, the maximum loads that can be commanded by each regulator must be reduced by 50%.



GW 21 828

ELECTRONIC REGULATOR WITH BUTTON FOR RESISTIVE/INDUCTIVE LOADS

Code	Supply voltage	Resistive load 230V ac	Inductive load 230V ac	No. SYSTEM modules	Pack / Carton
GW21828	230V - 50 / 60 Hz	60-500 W	60-500 VA	1	1/14

CHARACTERISTICS: possibility to command and regulate from remote control push-buttons with NO contact. With signalling led orange.

NOTES: to avoid overheating, the side-by-side installation of several products in a single container is not permitted; insert a blanking module between two electronic devices. If installing two regulators in the same box, the maximum loads that can be commanded by each regulator must be reduced by 50%.

ELECTRONIC TIMERS



GW 21 825

ELECTRONIC DAILY/WEEKLY TIMER, 1-CHANNEL

Code	Supply voltage	Output contacts	No. SYSTEM modules	Pack / Carton
GW21825	230 V ac - 50/60 Hz	1NO/NC 8A(AC1)/4A(AC15) 250V ac	2	1/2

CHARACTERISTICS: with rechargeable buffer battery to guarantee the updating of the calendar (date, day, time) in the event of a blackout.



GW 21 810

ELECTRONIC PUSH-BUTTON TIMER WITH REMOTE CONTROL INPUT - 230V - 50/60HZ

Code	Regulation field	Relay output	No. SYSTEM modules	Pack / Carton
GW21810	30 s - 15 min	1NO 10A(AC1)/5A(AC15) 250V ac	2	1/4

TEMPERATURE CONTROL DEVICES



GW 21 827

TIMED THERMOSTAT - DAILY/WEEKLY PROGRAMMING

Code	Supply voltage	Temperature adjustment	Output contacts	No. SYSTEM modules	Pack / Carton
GW21827	230 V ac - 50/60 Hz	From +5°C to +40°C	1NO/NC 5A(AC1)/2A(AC15) 250V ac	2	1/2

CHARACTERISTICS: with rechargeable buffer battery to guarantee the updating of the calendar (date, day, time) in the event of a blackout.



GW 21 852

SUMMER/WINTER ELECTRONIC THERMOSTAT WITH KNOB ADJUSTMENT AND INDICATOR LED - 230V - 50/60HZ

Code	Temperature adjustment	Output contacts	No. SYSTEM modules	Pack / Carton
GW21852	From +5°C to +30°C	1 NO / NC 8A(AC1) / 2A(AC15) 250V ac	3	1/2

CHARACTERISTICS: option of controlling night-time reduction via remote control (fixed 4°C).



GW 21 853

SUMMER/WINTER ELECTRONIC THERMOSTAT FOR FAN-COIL, WITH KNOB ADJUSTMENT 3-SPEED SELECTOR AND SOLENOID VALVE CONTROL - 230V - 50/60HZ

Code	Regulation field	Output solenoid	Output fan	Output contacts	No. SYSTEM modules	Pack / Carton
GW21853	+5° C / +30° C	Relay NO/NC	Three way switch 1P	5A (AC1) / 2A (AC15)	3	1/2

CHARACTERISTICS: temperature adjustment range: from +5°C to +30°C.

operating modes: solenoid valve thermostat and fixed ventilation, solenoid valve and thermostat-controlled ventilation, only thermostat-controlled ventilation and unconnected solenoid valve.

SIGNALLING - SYSTEM BLACK

ANTI BLACK-OUT LAMPS



GW 21 833

EXTRACTABLE ANTI BLACK-OUT LAMP

Code	Supply voltage	Power supply batteries	Autonomy	Type of lamp	No. SYSTEM modules	Pack / Carton
GW21833	230V - 50/60 Hz	Ni-Mh	2 h	White LED	2	1/4

CHARACTERISTICS: equipped with inhibition selector on the front. Replaceable batteries (battery pack 4.8 V 40 mAh).



GW 21 835

ANTI BLACK-OUT LAMP

Code	Supply voltage	Power supply batteries	Minimum autonomy	Lamp	No. SYSTEM modules	Pack / Carton
GW21835	230 V ac - 50/60 Hz	Ni - Mh	1 h	White LED	1	1/14

CHARACTERISTICS: green LED for the presence of mains voltage signalling. Highly efficient, white LED lamp.

ACOUSTIC SIGNALLING DEVICES



GW 21 613

BELLS

Code	Supply voltage	Power input	Sound intensity	No. SYSTEM modules	Pack / Carton
GW21613	12 V - 50 Hz	8 VA	80 dB (at 1 m)	1	15/30
GW21616	230V ac - 50Hz	8 VA	80 dB (at 1 m)	1	15/30

CHARACTERISTICS: for intermittent use (5 sec. ON / 15 sec. OFF).



GW 21 617

BUZZERS

Code	Supply voltage	Power input	Sound intensity	No. SYSTEM modules	Pack / Carton
GW21617	12 V - 50 Hz	8 VA	75 dB (at 1 m)	1	15/30
GW21620	230 V - 50 Hz	8 VA	75 dB (at 1 m)	1	15/30

CHARACTERISTICS: for intermittent use (5 sec. ON / 15 sec. OFF).



GW 21 641

ELECTRONIC BELLS WITH 3 DIFFERENT TONES

Code	Supply voltage	Power input	Sound intensity	No. SYSTEM modules	Pack / Carton
GW21641	12V ac/dc	3 VA	75-90 dB (at 1 m)	2	1/4
GW21643	230V ac - 50Hz	3 VA	75-90 dB (at 1 m)	2	1/4

CHARACTERISTICS: for continuous use. Three tones (alarm, ring and two-tone) with adjustable sound intensity using the selector located on the front.

APPLICATIONS: it is possible to combine the outdoor call, indoor call and alarm functions with one single device..

INDICATOR LIGHT DEVICES



GW 21 603

SINGLE INDICATOR LAMPS - 12/24/250V AC

Code	Diffuser colour	Diffuser meaning	Fixing for lamp	No. SYSTEM modules	Pack / Carton
Diffusor type: Flat					
GW21603	Red	Danger	Cartridge	1	30/60
GW21604	Green	Safety	Cartridge	1	30/60
GW21605	Yellow	Attention	Cartridge	1	30/60
GW21606	Transparent	Neutral	Cartridge	1	30/60
GW21631	Light blue	Specific	Cartridge	1	30/60

CHARACTERISTICS: Supplied without lamp. They use S6x31 mm and S6.3x28 mm cartridge lamps (max 2 W).

NOTES: the meaning of the diffusers refers to the recommendations of standard EN60073 with regard to the use of the colours in indicator lights.



GW 21 607

DOUBLE INDICATOR LAMPS

Code	Diffuser colour	Lamp voltage	No. SYSTEM modules	Pack / Carton
Diffusor type: Flat				
GW21607	Red/green	230V ac	1	15/30
GW21608	Red/green	12-24V ac/dc	1	15/30

ACCESSORIES SUPPLIED: supplied with LED lamps.



GW 21 634

STAIR RISER LAMP WITH WHITE LED LIGHT - 12/230V AC

Code	Diffuser colour	Lamp	Lamp voltage	No. SYSTEM modules	Pack / Carton
GW21634	White	Integrated LED	12V ac/dc - 230V ac	2	1/15

CHARACTERISTICS: very bright LED, light adjustment eyelid, 12v ac/dc - 230V ac supply with double supply input.



GW 20 601

STAIR RISER OR SPECIAL USES LAMPS WITH FLAT DIFFUSER - 12/24V

Code	Diffuser colour	Fixing for lamp	No. SYSTEM modules	Pack / Carton
GW20601	Opal diffuser	Cartridge	3	15/30
GW20623	Red	Cartridge	3	15/30
GW20626	Light blue	Cartridge	3	15/30

CHARACTERISTICS: supplied without lamp. Use cartridge lamps of the S6x36mm type (max 2W).

APPLICATIONS: identification of steps, obstacles etc..



GW 20 602

STAIR RISER OR SPECIAL USES LAMPS WITH PROTRUDING DIFFUSER - 12/24V

Code	Diffuser colour	Fixing for lamp	No. SYSTEM modules	Pack / Carton
GW20602	Opal diffuser	Cartridge	3	1/12
GW20627	Red	Cartridge	3	1/12
GW20628	Green	Cartridge	3	1/12

CHARACTERISTICS: Supplied without lamp Use cartridge lamps of the S6x36mm type (max 2W).

APPLICATIONS: signalling.

System



GW 20 622

LAMP HOLDER

Code	Lampholder type	Power	Colour	No. SYSTEM modules	Pack / Carton
GW20622	E27	40 W	Black	2	15/30

APPLICATIONS: the product must be installed in compliance with IEC 64-8.

SPECIAL APPLICATIONS - SYSTEM BLACK

COMPONENTS FOR HOTEL SYSTEMS



GW 21 820

UNIVERSAL BADGE SWITCH WITH BACKLIT LIGHT - 250V AC

Code	Description	For badge card max. width	Type	Rated power of 230V LED lamps	No. SYSTEM modules	Pack / Carton
GW21820	1P NO - 10A	54 mm	Backlit 230V ac	100 W	3	1/2

CHARACTERISTICS: supplied without a badge.

APPLICATIONS: activation of circuits and services in hotel rooms (e.g. lights, air-conditioner, fridge-bar), indication of room occupied (with badge inserted).



GW 21 841

EURO-AMERICAN STANDARD SHAVER SOCKET-OUTLET WITH INSULATION TRANSFORMER


Code	Supply voltage	For plug pins	Selectable output voltage	Maximum power	No. SYSTEM modules	Pack / Carton
GW21841	230V ac - 50/60 Hz	Ø 4 / 5 - 6.3x1.5 mm	120 - 230V ac	20 VA	3	1/4

CHARACTERISTICS: the socket-outlet is equipped with a self-protection device against overloading. The output voltage should be selected correctly, consulting the rating of the user device before inserting the plug. The relevant indicator LED allows the chosen voltage to be clearly seen.

NOTES: not suitable for installation in wall-mounting containers of the 27 COMBI range.

ACCESSORIES

SPARE PARTS AND ACCESSORIES



GW 10 881

LED SIGNALLING UNITS - 230 V AC - 0.6 W

Code	Lamp voltage	Lamp power	Lamp	Light emitted	Cable Colour	Pack / Carton
GW10881DY	230 V ac - 50/60 Hz	0.6 W	LED	Blue	Blue	1/10
GW10882DY	230 V ac - 50/60 Hz	0.6 W	LED	White	White	1/10

NOTES: the LED signalling units are supplied with power supply cables (length 10 cm).



System




Scan the QR Code and find out all the technical informations.

TWO LINES, ONE SINGLE OFFER




The System range includes two lines of plates, one more rounded and the other with a squarer design, in a domestic series recognised for its reliability and robustness.

INSTALLATION FLEXIBILITY




The domestic System series offers maximum application flexibility. It is highly versatile, with two attachment options, from the front or back of the support, making the mounting and release of devices quick and easy.

A COMPLETE SOLUTION



The System devices are compatible with a wide range of accessories and can be installed in any electrical installation: flush- and surface-mounted rectangular boxes, flush-mounted square boxes, profiles and DIN rails, floor turrets and 27 Combi enclosures.



27 COMBI

27 Combi

WALL-MOUNTING ENCLOSURES
AND MODULAR COMPONENTS

pag. 352





27 Combi

Wall-mounting enclosures and modular components

A complete, versatile system of modular enclosures, perfectly integrated in the SYSTEM domestic range capable to meet the high protection installation requirements of domestic, commercial and industrial sectors. The 27 COMBI range is available both in the IP40 version and in watertight versions with IP55 and IP65 degree of protection, recommended for all outdoor applications which are subjected to extreme atmospheric conditions.



COMBI SYSTEM 40

PROTECTED ENCLOSURES FOR SYSTEM DEVICES



GW 27 001

PROTECTED EMPTY ENCLOSURES FOR FIXED OR MOBILE APPLICATIONS - GREY RAL 7035 - IP40



Code	Description	N. holes Ø 23 with cable gland	No. knockout holes Ø23	Outer dim. LxHxD (mm)	Characteristics	Pack / Carton
GW27001CO	1 module	1	3 on sides / 1 on the bottom	66x82x55	Halogen free	1/80
GW27002CO	2 modules	1	3 on sides / 1 on the bottom	66x82x55	Halogen free	1/80
GW27003CO	3 modules	1	3 on sides / 1 on the bottom	99x82x55	Halogen free	1/60
GW27004CO	4 modules	-	8 on sides / 1 on the bottom	132x82x55	Halogen free	1/40

CHARACTERISTICS: Knockout holes removable with tool. Enclosures are customized for fixing the earth terminal GW26407. Complete insulation can be obtained by using the screwcaps GW44622.

ACCESSORIES SUPPLIED: quick entry cable gland for cables with Ø from 4 to 14 mm and conduits Ø 16 and 20 mm.



GW 27 005

PROTECTED EMPTY ENCLOSURES FOR FIXED OR MOBILE APPLICATIONS - GREY RAL 7035 - IP40 HORIZONTAL MULTIPLE CONFIGURATIONS



Code	Description	Configuration	Compartment pre-arrangement	No. knockout holes Ø23	Outer dim. LxHxD (mm)	Characteristics	Pack / Carton
GW27005	6 modules	Module 3 x 2	2	8 on sides / 2 on the bottom	198x82x55	Halogen free	1/30
GW27006	8 modules	Module 4 x 2	2	10 on sides / 2 on the bottom	231x82x55	Halogen free	1/20
GW27007	12 modules	Module 4 x 3	3	16 on sides / 3 on the bottom	330x82x55	Halogen free	1/20
GW27008	16 modules	Module 4 x 4	2	18 on sides / 4 on the bottom	429x82x55	Halogen free	1/20

CHARACTERISTICS: customized to be divided into compartments using the special functional dividers. Knockout holes removable with tool. Enclosures are customized for fixing the earth terminal GW26407. Complete insulation can be obtained by using the screwcaps GW44622.

ACCESSORIES SUPPLIED: quick entry cable gland for cables with Ø from 4 to 14 mm and conduits Ø 16 and 20 mm.



GW 27 021

PROTECTED EMPTY ENCLOSURES FOR FIXED OR MOBILE APPLICATIONS - GREY RAL 7035 - IP40 VERTICAL MULTIPLE CONFIGURATIONS



Code	Description	Configuration	Compartment pre-arrangement	No. knockout holes Ø23	Outer dim. LxHxD (mm)	Characteristics	Pack / Carton
GW27022	6 modules	Module 2 x 3	3	8 on sides / 2 on the bottom	82x198x55	Halogen free	1/30
GW27023	8 modules	Module 4 x 2	2	10 on sides / 2 on the bottom	132x132x55	Halogen free	1/20
GW27024	12 modules	Module 4 x 3	3	12 on sides / 3 on the bottom	132x198x55	Halogen free	1/20

CHARACTERISTICS: customized to be divided into compartments (except for GW27021) using the special functional dividers. Knockout holes removable with tool. Enclosures are customized for fixing the earth terminal GW26407. Complete insulation can be obtained by using the screwcaps GW44622.

ACCESSORIES SUPPLIED: quick entry cable gland for cables with Ø from 4 to 14 mm and conduits Ø 16 and 20 mm.

SELF-SUPPORTING BOXES FOR SYSTEM DEVICES

SELF-SUPPORTING DEVICE-HOLDER BOXES FOR MINI-TRUNKING FOR CABLES SINGLE AND TWIN-TRUNKING



GW 27 603



Code	Description	No. knockout holes Ø23	Outer dim. LxHxD (mm)	Characteristics	Pack / Carton
Colour: White RAL 9010					
GW27603	1 module	1 on the bottom	120x82x54	Halogen free	10
GW27609	2 modules	1 on the bottom	120x82x54	Halogen free	10

CHARACTERISTICS: fitted for mini-trunking with sizes LxH (mm): 15x15, 20x20, 22x10, 30x10, 30x15, 35x15. Knockout holes removable with tool. Complete insulation can be obtained by using the screwcaps GW44622.

SELF-SUPPORTING DEVICE-HOLDER BOXES FOR MINI-TRUNKING AND TRUNKING USED AS SKIRTING AND FRAMING



GW 27 615



Code	Description	Compartment pre-arrangement	No. knockout holes Ø23	Outer dim. LxHxD (mm)	Characteristics	Pack / Carton
Colour: White RAL 9010						
GW27615	3 modules	1	1 on the bottom	99x82x54	Halogen free	10
GW27621	4 modules	1	1 on the bottom	132x82x54	Halogen free	10
GW27627	8 modules	2	2 on the bottom	132x132x54	Halogen free	5
Colour: Anthracite RAL 7021						
GW27616	3 modules	1	1 on the bottom	99x82x54	Halogen free	10
GW27622	4 modules	1	1 on the bottom	132x82x54	Halogen free	10
GW27628	8 modules	2	2 on the bottom	132x132x54	Halogen free	5

CHARACTERISTICS: fitted for mini-trunking with sizes LxH (mm): 15x15, 20x20, 22x10, 30x10, 30x15, 35x15. Knockout holes removable with tool. Complete insulation can be obtained by using the screwcaps GW44622. GW27627 and GW27628 fitted for division into compartments using the special functional dividers.

COMBI SYSTEM 55

WATERTIGHT ENCLOSURES FOR SYSTEM DEVICES



GW 27 041

WATERTIGHT EMPTY ENCLOSURES FOR FIXED OR MOBILE APPLICATIONS - GREY RAL 7035 - IP55

Code	Description	N. holes Ø 23 with cable gland	No. knockout holes Ø23	Outer dim. LxHxD (mm)	Pack / Carton
GW27041DY	1 module	1	3 on sides / 1 on the bottom	66x82x65	1/30
GW27042DY	2 modules	1	3 on sides / 1 on the bottom	66x82x65	1/30
GW27043DY	3 modules	1	3 on sides / 1 on the bottom	99x82x65	1/40
GW27044DY	4 modules	-	8 on sides / 1 on the bottom	132x82x65	1/30

CHARACTERISTICS: Knockout holes removable with tool. Enclosures are customized for fixing the earth terminal GW26407. Complete insulation can be obtained by using the screwcaps GW44622.

ACCESSORIES SUPPLIED: quick entry cable gland for cables with Ø from 4 to 14 mm and conduits Ø 16 and 20 mm.



GW 27 051

WATERTIGHT EMPTY ENCLOSURES FOR FIXED OR MOBILE APPLICATIONS - GREY RAL 7035 - IP55 VERTICAL MULTIPLE CONFIGURATIONS

Code	Description	Configuration	Compartment pre-arrangement	No. knockout holes Ø23	Outer dim. LxHxD (mm)	Pack / Carton
GW27051	8 modules	Module 4 x 2	2	10 on sides / 2 on the bottom	132x171x65	1/20
GW27052	12 modules	Module 4 x 3	3	12 on sides / 3 on the bottom	132x258x65	1/15

CHARACTERISTICS: customized to be divided into compartments using the special functional dividers. Knockout holes removable with tool. Enclosures are customized for fixing the earth terminal GW26407. Complete insulation can be obtained by using the screwcaps GW44622.

ACCESSORIES SUPPLIED: quick entry cable gland for cables with Ø from 4 to 14 mm and conduits Ø 16 and 20 mm.

27 Combi



GW 27 056

WATERTIGHT GARDEN ENCLOSURES FOR APPLICATION ON POLE - GREY RAL 7035 - IP55

Code	Description	Fixing	For pole Ø	No. open holes	No. knockouts holes Ø20	Outer dim. LxHxD (mm)	Pack / Carton
GW27056	3 modules	Pole head	54 - 60 mm	1	-	122x149x85	1/12
GW27057	3 modules	Pole arm	54 - 76 mm	1	1	122x164x85	1/12

CHARACTERISTICS: GW27057, complete with 2 holes for screw fixing and 2 slots for fixing with thermoplastic or metal cable ties up to 13mm in height. Knockout holes removable with tool. Enclosures are fit for fixing the earth terminal GW26407. Complete insulation can be obtained by using the screwcaps GW44622.

ACCESSORIES SUPPLIED: cable gland PG13.5.

COMPLETE COMBI SYSTEM ENCLOSURES AND DEVICES

PROTECTED ENCLOSURES COMPLETE WITH SYSTEM DEVICES



GW 27 801

PROTECTED ENCLOSURES COMPLETE WITH SYSTEM DEVICES COLOUR GREY RAL 7035 - IP40 - 250V AC

Code	Description	N. holes Ø 23 with cable gland	No. knockout holes Ø23	Outer dim. LxHxD (mm)	Characteristics	Pack / Carton
GW27801DY	One-way switch 1P - 16AX	1	3 on sides / 1 on the bottom	66x82x55	-	1/80
GW27803DY	Two-way switch 1P - 16AX	1	3 on sides / 1 on the bottom	66x82x55	-	1/80
GW27812DY	S.-outlet 2P+E - 16A Dual amp	1	3 on sides / 1 on the bottom	66x82x55	Italian/German standard	1/80

CHARACTERISTICS: Knockout holes removable with tool. Enclosures are customized for fixing the earth terminal GW26407. Complete insulation can be obtained by using the screwcaps GW44622. GW27801, GW27802, GW27803, GW27804, rated power of 230V LED lamps: 200W.

ACCESSORIES SUPPLIED: quick entry cable gland for cables with Ø from 4 to 14 mm and conduits Ø 16 and 20 mm.

WATERTIGHT ENCLOSURES COMPLETE WITH SYSTEM DEVICES



GW 27 832

WATERTIGHT ENCLOSURES COMPLETE WITH SYSTEM DEVICES GREY RAL 7035 - IP55 - 250V AC

Code	Description	N. holes Ø 23 with cable gland	No. knockout holes Ø23	Outer dim. LxHxD (mm)	Characteristics	Pack / Carton
GW27833DY	Two-way switch 1P - 16AX	1	3 on sides / 1 on the bottom	66x82x65	-	1/60
GW27841DY	S.-outlet 2P+E - 16A Dual amp	1	3 on sides / 1 on the bottom	66x82x65	Italian standard	1/60
GW27842DY	S.-outlet 2P+E - 16A Dual amp	1	3 on sides / 1 on the bottom	66x82x65	Italian/German standard	1/60
GW27844DY	Socket-outlet 2P+E - 16A	1	3 on sides / 1 on the bottom	66x82x65	German standard	1/60

CHARACTERISTICS: IP55 with door closed. Knockout holes removable with tool. Enclosures are customized for fixing the earth terminal GW26407. Complete insulation can be obtained by using the screwcaps GW44622. GW27836 supplied without lamp: 56x36 - 12/24V cartridge lamp required. GW27831, GW27832, GW27833, GW27834, rated power of 230V LED lamps: 200W.

ACCESSORIES SUPPLIED: quick entry cable gland for cables with Ø from 4 to 14 mm and conduits Ø 16 and 20 mm.

COMPLETE DEVICES



GW 27 415

INDICATOR LAMPS - MAX 15W - GREY RAL 7035 - IP55

Code	Diffuser colour	Rated voltage	Lampholder type	N. holes Ø 23 with cable gland	No. knockout holes Ø23	Outer dim. LxHxD (mm)	Pack / Carton
GW27415DY	Red	230 V ac	E14	1	3 on sides / 1 on the bottom	66x82x95	1/40
GW27416DY	Green	230 V ac	E14	1	3 on sides / 1 on the bottom	66x82x95	1/40

Rated voltage with alternated current. Supplied without lamp.

CHARACTERISTICS: Knockout holes removable with tool. Enclosures are customized for fixing the earth terminal GW26407. Complete insulation can be obtained by using the screwcaps GW44622.

ACCESSORIES SUPPLIED: quick entry cable gland for cables with Ø from 4 to 14 mm and conduits Ø 16 and 20 mm.



GW 27 424

ELECTRONIC FLASHLIGHTS- MAX 25W - GREY RAL 7035 - IP55

Code	Diffuser colour	Rated voltage	Flash frequency	Lamp holder type	N. holes Ø 23 with cable gland	No. knockout holes Ø23	Outer dim. LxHxD (mm)	Pack / Carton
GW27421	Red	24V ac	1 Hz	E14	1	3 on sides / 1 on the bottom	66x82x95	1/12
GW27422	Red	230 V ac	1 Hz	E14	1	3 on sides / 1 on the bottom	66x82x95	1/12
GW27423	Yellow	24V ac	1 Hz	E14	1	3 on sides / 1 on the bottom	66x82x95	1/12
GW27424	Yellow	230 V ac	1 Hz	E14	1	3 on sides / 1 on the bottom	66x82x95	1/12

Supplied without lamp.

CHARACTERISTICS: knockout holes removable with tool. Enclosures are customized for fixing the earth terminal GW26407. Complete insulation can be obtained by using the screwcaps GW44622.

ACCESSORIES SUPPLIED: quick entry cable gland for cables with Ø from 4 to 14 mm and conduits Ø 16 and 20 mm.



GW 26 417

BUZZERS FOR SIGNALLING - GREY RAL 7035 - IP40

Code	Rated voltage	Sound intensity	Frequency impulses of sound	N. holes Ø 23 with cable gland	No. knockout holes Ø23	Outer dim. LxHxD (mm)	Pack / Carton
GW26417	24V ac	70 dB (at 1 m)	1 Hz	1	1 on sides / 1 on the bottom	64x80x59	1/12
GW26427	230 V ac	70 dB (at 1 m)	1 Hz	1	1 on sides / 1 on the bottom	64x80x59	1/12

CHARACTERISTICS: knockout holes removable with tool. Enclosures are customized for fixing the earth terminal GW26407. GW26417 consumption 60mA.

ACCESSORIES SUPPLIED: quick entry cable gland for cables with Ø from 4 to 14 mm and conduits Ø 16 and 20 mm.



GW 27 431 B

INFRARED ADJUSTABLE MOTION DETECTOR 230V - 50 HZ - IP55

Code	Range of action	Duration adjustment	Threshold adjustment	Outer dim. LxHxD (mm)	Pack / Carton
GW27431B	12 m	10 sec. - 12 min.	3 - 100 lux	72x88x106	1/10

CHARACTERISTICS: horizontal cover range: 240°; rotating angle of the horizontal detection head: ±90°; sensitivity regulation: 3-12m. Incandescent and halogen lamps: max. 2000W, uncompensated fluorescent lamps: max. 480W, compensated fluorescent lamps: max. 200W, dimmable LED lamps 230V ac and dimmable CFL lamps: max. 8 (7+23W).

ACCESSORIES SUPPLIED: support for installation in corners; cover kit for limiting the detection field.



GW 27 432

LIGHT-SENSITIVE DETECTOR WITH RELAY OUTPUT 230V - 50/60 HZ - IP65


Code	Threshold adjustment	Output contacts	Outer dim. LxHxD (mm)	Pack / Carton
GW27432	0 - 200 lux	1NO 16 A (AC1) 250 V ac	55x106x45	1/24

CHARACTERISTICS: halogen and incandescent lamps: 23x100W (2300W); uncompensated fluorescent lamps: 12x58W (700W); compensated fluorescent lamps: 5x58W 35uF (290W); LED and energy saving lamps: max. 7 (7+15W).

APPLICATIONS: wall or pole mounting.

SPECIAL ENCLOSURES

COMBI-DIN - PROTECTED DIN-SYSTEM COMBINED ENCLOSURES



GW 27 071

PROTECTED ENCLOSURES FOR COMBINED INSTALLATION OF DIN MODULAR DEVICES AND SYSTEM SMOKED TRANSPARENT DOOR - GREY RAL 7035 - IP40



Code	No. DIN modules	No. SYSTEM modules	Configuration	Dispersible power (W)	No. knockout holes Ø23	Outer dim. LxHxD (mm)	Characteristics	Pack / Carton
GW27071	2	4	Module 2 x 2	13	10 on sides / 2 on the bottom	132x132x95	Halogen free	1/8
GW27072	4	8	Module 2 x 4	15	12 on sides / 2 on the bottom	231x132x95	Halogen free	1/6
GW27073	8	16	Module 4 x 4	18	18 on sides / 2 on the bottom	429x132x95	Halogen free	1/4

CHARACTERISTICS: customized to be divided into 2 vertical compartments (except for GW27071) using the special functional dividers. Knockout holes removable with tool. Enclosures are customized for fixing the earth terminal GW26407. Complete insulation can be obtained by using the screwcaps GW44622.

ACCESSORIES SUPPLIED: quick entry cable gland for cables with Ø from 4 to 14 mm and conduits Ø 16 and 20 mm.

NOTES: dispersible power calculated according to IEC 60670-24.

COMBI-IN - FLUSH-MOUNTING FLANGED COMPONENTS



GW 22 451

SELF-SUPPORTING WATERTIGHT PLATES FOR INSTALLATION ON FLUSH-MOUNTING RECTANGULAR BOXES - IP55

Code	Description	Colour Plate	For flush mounting box	Pack / Carton
GW22451	3 modules	Cloud white	GW24403, GW24403PM	30
GW22452	3 modules	Black	GW24403, GW24403PM	30
GW22453	3 modules	Grey RAL 7035	GW24403, GW24403PM	30
GW22461	4 modules	Cloud white	GW24404, GW24404PM	30
GW22462	4 modules	Black	GW24404, GW24404PM	30
GW22463	4 modules	Grey RAL 7035	GW24404, GW24404PM	30

CHARACTERISTICS: ergonomic membrane with notches in UV-resistant material. Snap closing system. Opening made easy by wide key.



GW 26 420

INDUSTRIAL SOCKET-OUTLETS IN COMPLIANCE WITH IEC 309 - GREY RAL 7035 - IP44

Code	Rated current (A)	No. of poles	Rated voltage	Reference h	Outer dim. LxHxD (mm)	Pack / Carton
GW26420	16	2P+E	230 V ac	6	116x90x45	1/20
GW26421	16	3P+E	400V ac	6	116x90x45	1/20

CHARACTERISTICS: for installation on rectangular flush-mounting box GW24403.



27 Combi



Scan the QR Code and find out all the technical informations.

RELIABILITY OVER TIME



The 27 Combi Series provides customised protection for every installation. This complete and versatile system of modular enclosures can be perfectly integrated into the domestic series, with IP40, IP55 and IP65 protection ratings ensuring reliability over the years.

COMBI IP 40: SAFETY AND VERSATILITY




The installation of the modular enclosures is extremely easy, thanks to the possibility to combine different enclosures to make custom configurations and the large internal space for wiring, which can be divided for greater safety with special functional separators.

COMBI IP55: ERGONOMICS AND PROTECTION



The special recessed transparent membrane makes it easy to locate the button keys by touch, while simple upward pressure opens the door. A perfect watertight seal is ensured by the closure system and coupling of the seals.




DAHLIA



Domestic range

PLATES

pag. 360



Domestic range

MONOBLOC DEVICES

pag. 367

Dahlia


Plates

A wide choice of plates, realized in technopolymer in seven colors with glossy finish: white, ivory, hemp, cream, light grey, dark grey, anthracite grey. Plates available in different modularities, from 1 to 5 gang, installable indifferently in horizontal or in vertical position.



DAHLIA PLATES

TECHNOPOLYMER



GW 35 901 AW

DAHLIA - WHITE

Code	Description	Type	Centre distance	Pack / Carton
GW35901AW	1 gang	-	-	240
GW35902AW	2 gang	Horizontal/Vertical	71 mm	120
GW35903AW	3 gang	Horizontal/Vertical	71 mm	100
GW35904AW	4 gang	Horizontal/Vertical	71 mm	80
GW35905AW	5 gang	Horizontal/Vertical	71 mm	60
GW35909AW	Double	-	-	120

CHARACTERISTICS: glossy finish. GW35909AW suitable for double socket-outlets GW35204W, GW35204Y, GW35214W and GW35214Y.



GW 35 901 AY

DAHLIA - IVORY

Code	Description	Type	Centre distance	Pack / Carton
GW35901AY	1 gang	-	-	240
GW35902AY	2 gang	Horizontal/Vertical	71 mm	120
GW35903AY	3 gang	Horizontal/Vertical	71 mm	100
GW35904AY	4 gang	Horizontal/Vertical	71 mm	80
GW35905AY	5 gang	Horizontal/Vertical	71 mm	60
GW35909AY	Double	-	-	120

CHARACTERISTICS: glossy finish. GW35909AY suitable for double socket-outlets GW35204W, GW35204Y, GW35214W and GW35214Y.




GW 35 901 AH

DAHLIA - HEMP

Code	Description	Type	Centre distance	Pack / Carton
GW35901AH	1 gang	-	-	240
GW35902AH	2 gang	Horizontal/Vertical	71 mm	120
GW35903AH	3 gang	Horizontal/Vertical	71 mm	100
GW35904AH	4 gang	Horizontal/Vertical	71 mm	80
GW35905AH	5 gang	Horizontal/Vertical	71 mm	60
GW35909AH	Double	-	-	120

CHARACTERISTICS: glossy finish. GW35909AH suitable for double socket-outlets GW35204W, GW35204Y, GW35214W and GW35214Y.



GW 35 901 AM

DAHLIA - CREAM

Code	Description	Type	Centre distance	Pack / Carton
GW35901AM	1 gang	-	-	240
GW35902AM	2 gang	Horizontal/Vertical	71 mm	120
GW35903AM	3 gang	Horizontal/Vertical	71 mm	100
GW35904AM	4 gang	Horizontal/Vertical	71 mm	80
GW35905AM	5 gang	Horizontal/Vertical	71 mm	60
GW35909AM	Double	-	-	120

CHARACTERISTICS: glossy finish. GW35909AM suitable for double socket-outlets GW35204W, GW35204Y, GW35214W and GW35214Y.



GW 35 901 AG

DAHLIA - LIGHT GREY

Code	Description	Type	Centre distance	Pack / Carton
GW35901AG	1 gang	-	-	240
GW35902AG	2 gang	Horizontal/Vertical	71 mm	120
GW35903AG	3 gang	Horizontal/Vertical	71 mm	100
GW35904AG	4 gang	Horizontal/Vertical	71 mm	80
GW35905AG	5 gang	Horizontal/Vertical	71 mm	60
GW35909AG	Double	-	-	120

CHARACTERISTICS: glossy finish. GW35909AG suitable for double socket-outlets GW35204W, GW35204Y, GW35214W and GW35214Y.




GW 35 901 AD

DAHLIA - DARK GREY

Code	Description	Type	Centre distance	Pack / Carton
GW35901AD	1 gang	-	-	240
GW35902AD	2 gang	Horizontal/Vertical	71 mm	120
GW35903AD	3 gang	Horizontal/Vertical	71 mm	100
GW35904AD	4 gang	Horizontal/Vertical	71 mm	80
GW35905AD	5 gang	Horizontal/Vertical	71 mm	60
GW35909AD	Double	-	-	120

CHARACTERISTICS: glossy finish. GW35909AD suitable for double socket-outlets GW35204W, GW35204Y, GW35214W and GW35214Y.



GW 35 901 AN

DAHLIA - ANTHRACITE GREY


Code	Description	Type	Centre distance	Pack / Carton
GW35901AN	1 gang	-	-	240
GW35902AN	2 gang	Horizontal/Vertical	71 mm	120
GW35903AN	3 gang	Horizontal/Vertical	71 mm	100
GW35904AN	4 gang	Horizontal/Vertical	71 mm	80
GW35905AN	5 gang	Horizontal/Vertical	71 mm	60
GW35909AN	Double	-	-	120

CHARACTERISTICS: glossy finish. GW35909AN suitable for double socket-outlets GW35204W, GW35204Y, GW35214W and GW35214Y.

Dahlia


White monobloc devices

With an elegant appearance and classic shapes, the wiring device system Dahlia complements the decor of the home with minimal and essential forms. Colours and finishes: glossy white, bright and versatile. Ideal for flush-mounting solutions (for square and round boxes) and surface-mounting solutions.



COMMAND - WHITE VERSION

COMMAND DEVICES - QUICK WIRING TERMINALS



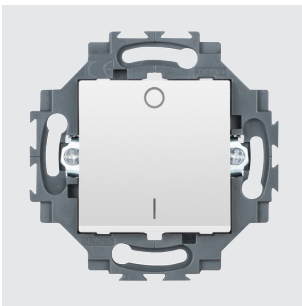
GW 35 001 W

ONE-WAY SWITCHES 1P - 250 V AC

Code	Description	Button key	Rated power of 230V LED lamps	Pack / Carton
GW35031W	1P - 10AX illuminable	Neutral	100 W	10/100
GW35001W	1P - 10 AX illuminable	Neutral	100 W	10/100
GW35002W	1P - 10 AX backlit	Neutral	100 W	10/100
GW35006W	1P - 10 AX backlit	With replaceable neutral lens	100 W	10/100

CHARACTERISTICS: the backlit articles include miniature lamp units with amber led lamp. The illuminable articles are pre-arranged for housing miniature led lamp units (not included).

NOTES: rear access terminals with spring quick wiring, no tools necessary.




GW 35 003 W

ONE-WAY SWITCH 2P - 250 V AC

Code	Description	Button key	Symbol	Rated power of 230V LED lamps	Pack / Carton
GW35003W	2P - 10 AX illuminable	Neutral	0/1	100 W	10/100

CHARACTERISTICS: the illuminable articles are pre-arranged for housing miniature led lamp units (not included).

NOTES: rear access terminals with spring quick wiring, no tools necessary.




GW 35 051 W

DOUBLE ONE-WAY SWITCH 1P - 250 V AC

Code	Description	Button key	Rated power of 230V LED lamps	Pack / Carton
GW35051W	Double 1P - 10 AX	Neutral	100 W	10/100

NOTES: rear access terminals with spring quick wiring, no tools necessary.




GW 35 011 W

TWO-WAY SWITCHES 1P - 250 V AC

Code	Description	Button key	Rated power of 230V LED lamps	Pack / Carton
GW35071W	1P - 10AX illuminable	Neutral	100 W	10/100
GW35011W	1P - 10 AX illuminable	Neutral	-	10/100
GW35012W	1P - 10 AX backlit	Neutral	100 W	10/100
GW35016W	1P - 10 AX backlit	With replaceable neutral lens	100 W	10/100

CHARACTERISTICS: the backlit articles include miniature lamp units with amber led lamp. The illuminable articles are pre-arranged for housing miniature led lamp units (not included).

NOTES: rear access terminals with spring quick wiring, no tools necessary.




GW 35 052 W

DOUBLE TWO-WAY SWITCH 1P - 250 V AC

Code	Description	Button key	Rated power of 230V LED lamps	Pack / Carton
GW35052W	Double 1P - 10 AX	Neutral	100 W	10/100

NOTES: rear access terminals with spring quick wiring, no tools necessary.




GW 35 015 W

INTERMEDIATE SWITCH 1P - 250 V AC

Code	Description	Button key	Rated power of 230V LED lamps	Pack / Carton
GW35015W	1P - 10AX	Neutral	100 W	10/100

NOTES: rear access terminals with spring quick wiring, no tools necessary.



GW 35 021 W

PUSH-BUTTONS 1P - 250 V AC


Code	Description	Button key	Pack / Carton
GW35021W	1P - 10A illuminable	Neutral	10/100
GW35022W	1P - 10 A backlit	Neutral	10/100
GW35026W	1P - 10 A backlit	With replaceable neutral lens	10/100

CHARACTERISTICS: the backlit articles include miniature lamp units with amber led lamp. The illuminable articles are pre-arranged for housing miniature led lamp units (not included).

NOTES: rear access terminals with spring quick wiring, no tools necessary.

POWER - WHITE VERSION

GERMAN STANDARD SOCKET-OUTLETS - QUICK WIRING TERMINALS



GW 35 206 W


GERMAN STANDARD SOCKET-OUTLET - 250 V AC

Code	Description	For plug pins	Pack / Carton
GW35206W	2P+E - 16A	Ø 4.8 mm	10/100
GW35201W	2P+E - 16A	Ø 4.8 mm	10/100

CHARACTERISTICS: with safety shields. Pre-arranged for housing miniature led lamp units (not included).

NOTES: rear access terminals with spring quick wiring, no tools necessary.

GERMAN STANDARD SOCKET-OUTLETS - SCREW TERMINALS



GW 35 207 W


GERMAN STANDARD SOCKET-OUTLETS WITH FRONT TIGHTENING TERMINALS - 250 V AC

Code	Description	Type	For plug pins	Pack / Carton
GW35207W	2P+E - 16A	-	Ø 4.8 mm	10/100
GW35202W	2P+E - 16A	-	Ø 4.8 mm	10/100
GW35203W	2P+E - 16A	With lid	Ø 4.8 mm	10/100
GW35204W	2P+E - 16A	Double	Ø 4.8 mm	6/60

CHARACTERISTICS: with safety shields. GW35203W equipped with rigid transparent lid with glossy finish and degree of protection IP40 with closed lid. GW35207W and GW35203W pre-arranged for housing miniature led lamp units (not included).

NOTES: front access terminals with screw wiring.

FRENCH STANDARD SOCKET-OUTLETS - QUICK WIRING TERMINALS



GW 35 216 W


FRENCH STANDARD SOCKET-OUTLET - 250 V AC

Code	Description	For plug pins	Pack / Carton
GW35216W	2P+E - 16A	Ø 4 / 4.8 mm	10/100
GW35211W	2P+E - 16A	Ø 4 / 4.8 mm	10/100

CHARACTERISTICS: with safety shields. Pre-arranged for housing miniature led lamp units (not included).

NOTES: rear access terminals with spring quick wiring, no tools necessary.

FRENCH STANDARD SOCKET-OUTLETS - SCREW TERMINALS



GW 35 212 W

FRENCH STANDARD SOCKET-OUTLETS WITH FRONT TIGHTENING TERMINALS - 250 V AC


Code	Description	Type	For plug pins	Pack / Carton
GW35212W	2P+E - 16A	-	Ø 4 / 4.8 mm	10/100
GW35213W	2P+E - 16A	With lid	Ø 4 / 4.8 mm	10/100
GW35214W	2P+E - 16A	Double	Ø 4 / 4.8 mm	6/60

CHARACTERISTICS: with safety shields. GW35213W equipped with rigid transparent lid with glossy finish and degree of protection IP40 with closed lid. GW35212W and GW35213W pre-arranged for housing miniature led lamp units (not included).

NOTES: front access terminals with screw wiring.

DIMMERS - WHITE VERSION

DIMMERS - SCREW TERMINALS



GW 35 301 W


UNIVERSAL ROTATING ELECTRONIC REGULATOR

Code	Supply voltage	Pack / Carton
GW35301W	230V ac - 50Hz	6/60

CHARACTERISTICS: for the regulation and switching of incandescent and halogen lamps 230V AC (20-160W), low voltage halogen lamps (12Vac) with electronic transformers (40-160W), LED lamps 230V AC with dimmer functions (4-160W), low voltage LED lamps (12Vac) with electronic transformers (4-110W). Rotary command with two-way switch.

DATA - WHITE VERSION

TV SOCKETS



GW 35 261 W


COAXIAL TV SOCKET (5-2400 MHZ), CLASS A SHIELDING - MALE IEC CONNECTOR Ø 9.5 MM

Code	Description	Attenuation	Pack / Carton
GW35261W	Direct	0 dB	10/100

CHARACTERISTICS: allows the passage of voltage/current of remote power supply and/or control signals towards the user port (max 24V - 500 mA).

APPLICATIONS: socket-outlet suitable for return channel.

TELEPHONE SOCKETS




GW 35 251 W

INTERNATIONAL STANDARD TELEPHONE SOCKETS

Code	Description	Connection	Pack / Carton
GW35251W	RJ11	Screw-on terminals	10/100

APPLICATIONS: telephone, telefax, modem.

DATA SOCKETS




GW 35 271 W

RJ45 SOCKETS

Code	Description	Number pairs	Use category	Cables	Connection	Pack / Carton
GW35271W	RJ45	4	5e	UTP	Toolless	10/100
GW35272W	RJ45	4	5e	FTP	Toolless	10/100
GW35273W	RJ45	4	6	UTP	Toolless	10/100
GW35274W	RJ45	4	6	FTP	Toolless	10/100

APPLICATIONS: LAN networks up to 100 MHz (e.g. Ethernet or Token Ring networks) for cat. 5e; LAN networks up to 250 MHz (e.g. video conference or video control systems) for cat. 6.




GW 35 280 W

ADAPTER FOR HOUSING DATA CONNECTORS

Code	Compatibility	Pack / Carton
GW35280W	AMP / Keystone Jack	10/100

NOTES: with regard to the technological developments and dimensional variants introduced by connector manufacturers, you are advised to check in advance the full compatibility between the connector and the Gewiss adapter.



GW 35 280 W

CONTENEDOR VACÍO PARA EL MONTAJE DE CONECTORES DE DATOS RJ45

Code	Compatibility	Reach	Pack / Carton
GW35280W	AMP / Keystone Jack	-	10/100

NOTAS: en relación con las evoluciones tecnológicas y con las variantes dimensionales introducidas por los fabricantes de conectores, se aconseja realizar una comprobación previa y práctica para verificar la compatibilidad completa entre los conectores y el contenedor vacío de Gewiss.

USB AND HDMI COUPLERS



GW 38 056

USB AND HDMI COUPLERS

Code	Description	Type	Compatibility	Pack / Carton
GW38056	HDMI coupler	Female/Female	Keystone Jack	1/48
GW38057	USB coupler	Female/Female - A type	Keystone Jack	1/48

NOTES: for adapters designed to house data connectors (ChoruSmart, System and Playbus) with Keystone Jack type coupling and permutation panels.

ACCESSORIES



GW 35 981

MINIATURE LED LAMP UNIT

Code	Lamp voltage	Colour	Power	Pack / Carton
GW35981	230V ac - 50/60 Hz	Amber	0.6 W	50/500

NOTES: the miniature led lamps are supplied with power supply cables (length 10 cm).

APPLICATIONS: suitable for housing into backlit and illuminable switches and single socket-outlets.



GW 35 986

LENSES WITH ILLUMINATED SYMBOLS

Code	Description	Pack / Carton
GW35986	Lens kit	1/50

NOTES: to be used in place of the neutral lens in the command devices.

The kit includes: 10 pieces of lens with the "Light" symbol, 10 pieces with the "Stair light" symbol, 10 pieces with the "Key" symbol and 10 pieces with the "Bell" symbol.



GW 35 911

WALL-MOUNTING BOXES FOR DAHLIA PLATES


Code	Description	Colour	Pack / Carton
GW35911	1 gang	White	10/80
GW35912	2 gang	White	5/40

CHARACTERISTICS: plate not included. GW35911 requires a Dahlia 1 gang plate (GW35901xx); GW35912 requires a Dahlia 2 gang plate (GW35902xx).

Dahlia


Ivory monobloc devices

With an elegant appearance and classic shapes, the wiring device system Dahlia complements the decor of the home with minimal and essential forms. Colours and finishes: glossy ivory, bright and versatile. Ideal for flush-mounting solutions (for square and round boxes) and surface-mounting solutions.



COMMAND - IVORY VERSION

COMMAND DEVICES - QUICK WIRING TERMINALS



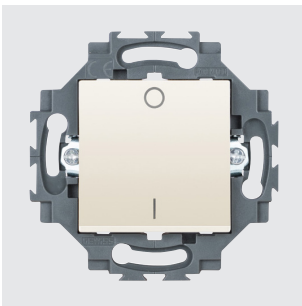
GW 35 001 Y

ONE-WAY SWITCHES 1P - 250 V AC

Code	Description	Button key	Rated power of 230V LED lamps	Pack / Carton
GW35001Y	1P - 10AX illuminable	Neutral	100 W	10/100
GW35002Y	1P - 10 AX backlit	Neutral	100 W	10/100
GW35006Y	1P - 10 AX backlit	With replaceable neutral lens	100 W	10/100

CHARACTERISTICS: the backlit articles include miniature lamp units with amber led lamp. The illuminable articles are pre-arranged for housing miniature led lamp units (not included).

NOTES: rear access terminals with spring quick wiring, no tools necessary.




GW 35 003 Y

ONE-WAY SWITCH 2P - 250 V AC

Code	Description	Button key	Symbol	Rated power of 230V LED lamps	Pack / Carton
GW35003Y	2P - 10AX illuminable	Neutral	0/1	100 W	10/100

CHARACTERISTICS: the illuminable articles are pre-arranged for housing miniature led lamp units (not included).

NOTES: rear access terminals with spring quick wiring, no tools necessary.




GW 35 051 Y

DOUBLE ONE-WAY SWITCH 1P - 250 V AC

Code	Description	Button key	Rated power of 230V LED lamps	Pack / Carton
GW35051Y	Double 1P - 10 AX	Neutral	100 W	10/100

NOTES: rear access terminals with spring quick wiring, no tools necessary.




GW 35 011 Y

TWO-WAY SWITCHES 1P - 250 V AC

Code	Description	Button key	Rated power of 230V LED lamps	Pack / Carton
GW35011Y	1P - 10AX illuminable	Neutral	100 W	10/100
GW35012Y	1P - 10 AX backlit	Neutral	100 W	10/100
GW35016Y	1P - 10 AX backlit	With replaceable neutral lens	100 W	10/100

CHARACTERISTICS: the backlit articles include miniature lamp units with amber led lamp. The illuminable articles are pre-arranged for housing miniature led lamp units (not included).

NOTES: rear access terminals with spring quick wiring, no tools necessary.




GW 35 052 Y

DOUBLE TWO-WAY SWITCH 1P - 250 V AC

Code	Description	Button key	Rated power of 230V LED lamps	Pack / Carton
GW35052Y	Double 1P - 10 AX	Neutral	100 W	10/100

NOTES: rear access terminals with spring quick wiring, no tools necessary.




GW 35 015 Y

INTERMEDIATE SWITCH 1P - 250 V AC

Code	Description	Button key	Rated power of 230V LED lamps	Pack / Carton
GW35015Y	1P - 10AX	Neutral	100 W	10/100

NOTES: rear access terminals with spring quick wiring, no tools necessary.



GW 35 021 Y

PUSH-BUTTONS 1P - 250 V AC


Code	Description	Button key	Pack / Carton
GW35021Y	1P - 10A illuminable	Neutral	10/100
GW35022Y	1P - 10 A backlit	Neutral	10/100
GW35026Y	1P - 10 A backlit	With replaceable neutral lens	10/100

CHARACTERISTICS: the backlit articles include miniature lamp units with amber led lamp. The illuminable articles are pre-arranged for housing miniature led lamp units (not included).

NOTES: rear access terminals with spring quick wiring, no tools necessary.

POWER - IVORY VERSION

GERMAN STANDARD SOCKET-OUTLETS - QUICK WIRING TERMINALS



GW 35 201 Y


GERMAN STANDARD SOCKET-OUTLET - 250 V AC

Code	Description	For plug pins	Pack / Carton
GW35201Y	2P+E - 16A	Ø 4.8 mm	10/100

CHARACTERISTICS: with safety shields. Pre-arranged for housing miniature led lamp units (not included).

NOTES: rear access terminals with spring quick wiring, no tools necessary.

GERMAN STANDARD SOCKET-OUTLETS - SCREW TERMINALS



GW 35 202 Y


GERMAN STANDARD SOCKET-OUTLETS WITH FRONT TIGHTENING TERMINALS - 250 V AC

Code	Description	Type	For plug pins	Pack / Carton
GW35202Y	2P+E - 16A	-	Ø 4.8 mm	10/100
GW35203Y	2P+E - 16A	With lid	Ø 4.8 mm	10/100
GW35204Y	2P+E - 16A	Double	Ø 4.8 mm	6/60

CHARACTERISTICS: with safety shields. GW35203Y equipped with rigid transparent lid with glossy finish and degree of protection IP40 with closed lid. GW35202Y and GW35203Y pre-arranged for housing miniature led lamp units (not included).

NOTES: front access terminals with screw wiring.

FRENCH STANDARD SOCKET-OUTLETS - QUICK WIRING TERMINALS



GW 35 211 Y


FRENCH STANDARD SOCKET-OUTLET - 250 V AC

Code	Description	For plug pins	Pack / Carton
GW35211Y	2P+E - 16A	Ø 4 / 4.8 mm	10/100

CHARACTERISTICS: with safety shields. Pre-arranged for housing miniature led lamp units (not included).

NOTES: rear access terminals with spring quick wiring, no tools necessary.

FRENCH STANDARD SOCKET-OUTLETS - SCREW TERMINALS



GW 35 212 Y

FRENCH STANDARD SOCKET-OUTLETS WITH FRONT TIGHTENING TERMINALS - 250 V AC


Code	Description	Type	For plug pins	Pack / Carton
GW35212Y	2P+E - 16A	-	Ø 4 / 4.8 mm	10/100
GW35213Y	2P+E - 16A	With lid	Ø 4 / 4.8 mm	10/100
GW35214Y	2P+E - 16A	Double	Ø 4 / 4.8 mm	6/60

CHARACTERISTICS: with safety shields. GW35213Y equipped with rigid transparent lid with glossy finish and degree of protection IP40 with closed lid. GW35212Y and GW35213Y pre-arranged for housing miniature led lamp units (not included).

NOTES: front access terminals with screw wiring.

DIMMERS - IVORY VERSION

DIMMERS - SCREW TERMINALS



GW 35 301 Y


UNIVERSAL ROTATING ELECTRONIC REGULATOR

Code	Supply voltage	Pack / Carton
GW35301Y	230V ac - 50Hz	6/60

CHARACTERISTICS: for the regulation and switching of incandescent and halogen lamps 230V AC (20-160W), low voltage halogen lamps (12Vac) with electronic transformers (40-160W), LED lamps 230V AC with dimmer functions (4-160W), low voltage LED lamps (12Vac) with electronic transformers (4-110W). Rotary command with two-way switch.

DATA - IVORY VERSION

TV SOCKETS



GW 35 261 Y


COAXIAL TV SOCKET (5-2400 MHz), CLASS A SHIELDING - MALE IEC CONNECTOR Ø 9.5 MM

Code	Description	Attenuation	Pack / Carton
GW35261Y	Direct	0 dB	10/100

CHARACTERISTICS: allows the passage of voltage/current of remote power supply and/or control signals towards the user port (max 24V - 500 mA).

APPLICATIONS: socket-outlet suitable for return channel.

TELEPHONE SOCKETS




GW 35 251 Y

INTERNATIONAL STANDARD TELEPHONE SOCKETS

Code	Description	Connection	Pack / Carton
GW35251Y	RJ11	Screw-on terminals	10/100

APPLICATIONS: telephone, telefax, modem.

DATA SOCKETS




GW 35 271 Y

RJ45 SOCKETS

Code	Description	Number pairs	Use category	Cables	Connection	Pack / Carton
GW35271Y	RJ45	4	5e	UTP	Toolless	10/100
GW35272Y	RJ45	4	5e	FTP	Toolless	10/100
GW35273Y	RJ45	4	6	UTP	Toolless	10/100
GW35274Y	RJ45	4	6	FTP	Toolless	10/100

APPLICATIONS: LAN networks up to 100 MHz (e.g. Ethernet or Token Ring networks) for cat. 5e; LAN networks up to 250 MHz (e.g. video conference or video control systems) for cat. 6.



GW 35 280 Y

ADAPTER FOR HOUSING DATA CONNECTORS

Code	Compatibility	Pack / Carton
GW35280Y	AMP / Keystone Jack	10/100

NOTES: with regard to the technological developments and dimensional variants introduced by connector manufacturers, you are advised to check in advance the full compatibility between the connector and the Gewiss adapter.

USB AND HDMI COUPLERS




GW 38 056

USB AND HDMI COUPLERS

Code	Description	Type	Compatibility	Pack / Carton
GW38056	HDMI coupler	Female/Female	Keystone Jack	1/48
GW38057	USB coupler	Female/Female - A type	Keystone Jack	1/48

NOTES: for adapters designed to house data connectors (ChoruSmart, System and Playbus) with Keystone Jack type coupling and permutation panels.

ACCESSORIES



GW 35 981

MINIATURE LED LAMP UNIT

Code	Lamp voltage	Colour	Power	Pack / Carton
GW35981	230V ac - 50/60 Hz	Amber	0.6 W	50/500

NOTES: the miniature led lamps are supplied with power supply cables (length 10 cm).

APPLICATIONS: suitable for housing into backlit and illuminable switches and single socket-outlets.



GW 35 986

LENSES WITH ILLUMINATED SYMBOLS

Code	Description	Pack / Carton
GW35986	Lens kit	1/50

NOTES: to be used in place of the neutral lens in the command devices.

The kit includes: 10 pieces of lens with the "Light" symbol, 10 pieces with the "Stair light" symbol, 10 pieces with the "Key" symbol and 10 pieces with the "Bell" symbol.



GW 35 911


WALL-MOUNTING BOXES FOR DAHLIA PLATES

Code	Description	Colour	Pack / Carton
GW35911	1 gang	White	10/80
GW35912	2 gang	White	5/40

CHARACTERISTICS: plate not included. GW35911 requires a Dahlia 1 gang plate (GW35901xx); GW35912 requires a Dahlia 2 gang plate (GW35902xx).




Dahlia



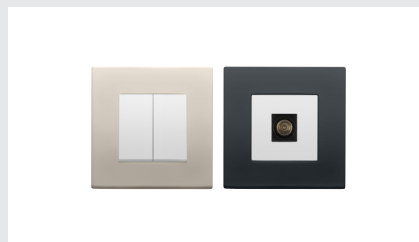
Scan the QR Code and find out all the technical informations.

DAHLIA RANGE



Dahlia wiring devices have been developed for those countries where round boxes are typically used. A wide range of devices available in white and ivory colors, with glossy finish, expandable for enhanced functions thanks to the ChoruSmart modular devices.

DAHLIA PLATES




A wide choice of plates, realized in technopolymer in seven colors with glossy finish and in many modularities, installable indifferently in horizontal or in vertical position. A special plate has been designed for the double German and French socket-outlets.

EXPANDABLE WITH CHORUSMART



The special frame support allows the integration of the Dahlia range with the ChoruSmart modular devices, picking up whatever ChoruSmart device you should need. The support has to be completed with Dahlia plates.




DATA AND ENERGY DISTRIBUTION



28 Spic

PLUGS, SOCKETS AND ADAPTERS
FOR DOMESTIC AND SIMILAR USES

pag. 376



28 Spic

Plugs, sockets and adapters for domestic and similar uses

Range of plugs, socket-outlets, multiple adaptors and trailing socket-outlets for the most common power take-off needs in the domestic environment.



PLUGS AND PORTABLE SOCKET-OUTLETS

PLUGS



GW 28 005

STRAIGHT PLUGS - ITALIAN STANDARD - 250V AC

Code	No. of poles	Rated current (A)	Type	Colour	Pack / Carton
GW28003DY	2P+E	10	S11	White	25/250
GW28004DY	2P+E	10	S11	Slate	25/250
GW28005DY	2P+E	16	S17	White	25/150
GW28006DY	2P+E	16	S17	Slate	25/150



GW 28 011

STRAIGHT PLUGS - GERMAN/FRENCH STANDARD - 250V AC



Code	No. of poles	Rated current (A)	Colour	Characteristics	Pack / Carton
GW28011DY	2P+E	16	White	Halogen free	10/60

Plug with double earthing contact (side for German standard, middle for French standard).

PORTABLE SOCKET-OUTLETS



GW 28 205


ITALIAN STANDARD PORTABLE SOCKET-OUTLETS - 250V AC

Code	No. of poles	Rated current (A)	Type	Colour	Pack / Carton
GW28203DY	2P+E	10	P11	White	25/150
GW28204DY	2P+E	10	P11	Slate	25/150
GW28205DY	2P+E	16	Dual amperage P17-11	White	25/150
GW28206DY	2P+E	16	Dual amperage P17-11	Slate	25/150

CHARACTERISTICS: with safety shields.



28 Spic



Scan the QR Code and find out all the technical informations.

ERGONOMIC



Anti-slip ribs allow the best ergonomics during use.

WALKABLE



Designed to withstand shock in accordance with standard 23-50.



 MOBILITY

ELECTRIC VEHICLE CHARGING

The complete range of JOINON charging stations, compliant with the international standard IEC 61851, allows the connection and recharging of all electric cars currently on the market both in domestic and public installations such as rest areas, shopping centers, hotels and petrol stations.



ENERGY AND SERVICES DISTRIBUTION PEDESTALS

The 68 Q-MC range is the innovative energy and services distribution system for environments such as tourist ports, campsites and public spaces (trade fairs, markets, gardens, etc.) that combines an attractive design with total reliability that is maintained over time thanks to its resistance to chemicals and atmospheric agents. The terminals are available both in AISI 316L stainless steel and in thermoplastic material, in blue, white or green colours. The range includes both pre-wired and empty versions, which can be configured as needed.





ELECTRIC VEHICLE CHARGING



Joinon

ELECTRIC VEHICLE CHARGING WALLBOX I-CON

pag. 382



Joinon

ELECTRIC VEHICLE CHARGING STATION I-ON

pag. 386



Joinon

ELECTRIC VEHICLE CHARGING SOCKET - TYPE2

pag. 388

Joinon

electric vehicle charging wallbox I-CON

I-CON wallbox is the JOINON solution for private and semi-public scenarios, in compliance with international standard IEC 61851-1.

It stands out for its elegant and compact design, "one-hand recharge" functionality, Dynamic Load Management (DLM), Back-light, and various installation possibilities: wall-mounting, flush-mounting or floor-mounting.



I-CON CHARGING UNITS FOR ELECTRIC VEHICLES FOR PRIVATE AND/OR PUBLIC ACCESS MODE 3

CHARGING ACTIVATION: AUTOSTART



GWJ3 011 A

I-CON WALLBOX - STAND-ALONE CHARGING STATION - IP55

IP
55

IK
10



Code	N. of sockets Type 2	Charging power	Protection integrated	Pack / Carton
Type of Socket: Type 2 vandal-proof with shutter				
GWJ3001A	1	4,6 kW	DC residual current protection 6mA	1
GWJ3002A	1	7,4 kW	DC residual current protection 6mA	1
GWJ3003A	1	11 kW	DC residual current protection 6mA	1
GWJ3004A	1	22 kW	DC residual current protection 6mA	1
Type of Socket: Type 2 mobile with cable				
GWJ3011A	1	4,6 kW	DC residual current protection 6mA	1
GWJ3012A	1	7,4 kW	DC residual current protection 6mA	1
GWJ3013A	1	11 kW	DC residual current protection 6mA	1
GWJ3014A	1	22 kW	DC residual current protection 6mA	1

CHARACTERISTICS: the use of AUTOSTART charging stations is open to anyone; charging sessions start automatically as soon as the electric vehicle is connected. The charging power can be adjusted using a 3-position side selector switch. The front panel is customisable on request. Floor mounting installation can be provided via specific codes GWJ8102 / GWJ8103.

SUPPLIED ACCESSORIES: LED status indicators. Specific versions with mobile connector, equipped with 5 meters flat cable and integrated holder, are available.

CHARGING ACTIVATION: AUTOSTART DLM



GWJ3 101 A

I-CON WALLBOX - STAND-ALONE CHARGING STATION DLM + BLUETOOTH - IP55

IP
55

IK
10



Code	N. of sockets Type 2	Charging power	Protection integrated	Pack / Carton
Type of Socket: Type 2 vandal-proof with shutter				
GWJ3101A	1	4,6 kW	DC residual current protection 6mA	1
GWJ3102A	1	7,4 kW	DC residual current protection 6mA	1
GWJ3103A	1	11 kW	DC residual current protection 6mA	1
Type of Socket: Type 2 mobile with cable				
GWJ3111A	1	4,6 kW	DC residual current protection 6mA	1
GWJ3112A	1	7,4 kW	DC residual current protection 6mA	1

CHARACTERISTICS: the use of AUTOSTART charging stations is open to anyone; charging sessions start automatically as soon as the electric vehicle is connected. Bluetooth connection and App for configuration and local control are available, including charging power limitation and management of deferred charging sessions. «Dynamic Load Management» (DLM) is possible for dedicated products by connecting an external meter (codes GWD6812 for single phase and GWD6817 for three phases, sold separately) via MODBUS RS485. Flush-mounting installation is possible using dedicated code GWJ8101; floor mounting installation can be provided via specific GWJ8102 / GWJ8103 codes.

SUPPLIED ACCESSORIES: LED status indicator. Remote enabling via a NA dry contact. Specific versions with mobile connector, equipped with 5 meters flat cable and integrated holder, are available.



GW J3 211 A

I-CON PREMIUM WALL BOX - STAND-ALONE CHARGING STATION DLM + BLUETOOTH - IP55

IP 55

IK 10



Code	N. of sockets Type 2	Charging power	Protection integrated	Pack / Carton
Type of Socket: Type 2 vandal-proof with shutter				
GWJ3202A	1	7,4 kW	DC residual current protection 6mA	1
GWJ3203A	1	11 kW	DC residual current protection 6mA	1

CHARACTERISTICS: the use of AUTOSTART charging stations is open to anyone; charging sessions start automatically as soon as the electric vehicle is connected. «Dynamic Load Management» (DLM) is possible for dedicated products by connecting an external meter (codes GWD6812 for single phase and GWD6817 for three phases, sold separately) via MODBUS RS485. Customizable front panel on request. Flush-mounting installation is possible using code GWJ8101; floor mounting installation available via specific codes GWJ8102 / GWJ8103.

SUPPLIED ACCESSORIES: LED status indicators. Remote enabling via a NA dry contact. Human interface through information display and slider touch to set up configuration parameters. Specific versions with mobile connector, equipped with 5 meters flat cable and integrated holder, are available.

CHARGING ACTIVATION RFID



GW J3 002 R

I-CON WALL BOX - STAND-ALONE CHARGING STATION RFID - IP55

IP 55

IK 10



Code	N. of sockets Type 2	Charging power	Protection integrated	RFID	Energy meter	Pack / Carton
Type of Socket: Type 2 vandal-proof with shutter						
GWJ3002R	1	7,4 kW	DC residual current protection 6mA	Yes	No	1
GWJ3004R	1	22 kW	DC residual current protection 6mA	Yes	No	1

CHARACTERISTICS: Charging stations made to allow RFID card authorization based charging sessions. Parameters settings can be modified via internal SD card, during installation. Flush-mounting installation is possible using code GWJ8101; floor mounting installation available via specific codes GWJ8102 / GWJ8103.

SUPPLIED ACCESSORIES: LED status indicator. 1 RFID MASTER card, 2 RFID USER cards.

Specific versions with mobile connector, equipped with 5 meters flat cable and integrated holder, are available.

I-CON ACCESSORIES



GW J8 001

RFID CARD

Code	Description	Suitable for	Pack / Carton
GWJ8001	RFID card to enable the charging process	Wallbox I-CON EVO with RFID reader	1



GW J8 101

COMPLEMENTARY ITEM FOR FLUSH-MOUNTING INSTALLATION

Code	Description	Suitable for	Pack / Carton
GWJ8101	Flush-mounting box	I-CON Wallbox	1

NOTES: is not compatible with WALL BOX I-CON AUTOSTART (Type GWJ30xx A) and WALL BOX I-CON PREMIUM DLM with BACK-LIGHT (Type GWJ 33xx A).



GW J8 102

COMPLEMENTARY ITEM FOR FLOOR-MOUNTING INSTALLATION

Code	Description	Suitable for	Pack / Carton
GWJ8102	Floor-mounting support (single-sided)	I-CON Wallbox	1
GWJ8103	Floor-mounting support (double-sided)	I-CON Wallbox	1
GWJ8104	Protection cover	I-CON Wallbox	1



GW D6 812

LOAD MANAGEMENT

Code	Description	Suitable for	Pack / Carton
GWD6812	Energy meter single phase for DLM in home field	I-CON Wallbox with DLM READY FUNCTION	1/6
GWD6817	Energy meter three-phase for DLM in Home field	I-CON Wallbox with DLM READY FUNCTION	1/6

NOTE: Site Controller requires a DC 12-24V power supply and a network switch for wiring all EV charging stations through Ethernet cable. GWJ8032 modem is not necessary if the charging site is already equipped with internet connectivity.



Scan the QR Code and find out all the technical informations.

EASY CHARGING WITH ONE-HAND SYSTEM



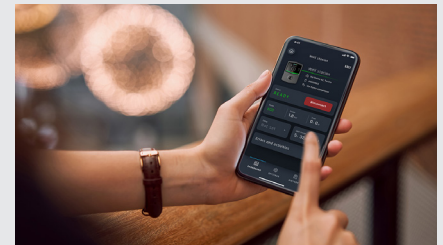
I-CON is the first and only home wall box with a one-hand system. As it has no cover, the user can easily connect the charging connector with one hand.

SMART MANAGEMENT



Charging stations equipped with the DLM READY feature can independently and automatically adjust the power output for electric vehicle charging depending on the power available in the home.

BLUETOOTH APP



A configuration APP, designed primarily for the installer, quickly and intuitively starts up and manages the charging station

Joinon

electric vehicle charging station I-ON

I-ON (floor-mounting) and I-ON Wall (wall-mounting) charging stations are the JOINON solutions for public and semi-public scenarios, engineered to resist to impacts, vandalism and atmospheric agents: as a result, IP55 protection and IK10 robustness are guaranteed. The design takes care of urban context and to ergonomical eDriver side ease of use.



I-ON CHARGING UNITS FOR ELECTRIC VEHICLES FOR PRIVATE AND/OR PUBLIC ACCESS MODE 3

CHARGING ACTIVATION: AUTOSTART



GW J1 003 A

I-ON - FLOOR-MOUNTING CHARGING STATION STAND-ALONE - IP55

	IP 55	IK 10					
Code	N. of sockets Type 2	Charging power	Protection integrated	Power meter	RFID Reader	Pack / Carton	
GWJ1002A	2	11 kW + 11 kW	Magnetohermic + Diff. Type B	No	No	1	

CHARACTERISTICS: The use of the AUTOSTART station is free for anyone, charging starts automatically as soon as the electric vehicle is connected.

ACCESSORIES SUPPLIED: N. 2 TFT Display high visibility, LED to monitor the status of the socket, frontal door completely personalized.

CHARGING ACTIVATION: RFID



GW J1 003 R

I-ON - FLOOR-MOUNTING CHARGING STATION STAND-ALONE WITH AUTHORIZED ACCESS - IP55


	IP 55	IK 10				
Code	N. of sockets Type 2	Charging power	Protection integrated	Power meter	RFID Reader	Pack / Carton
GWJ1003R	2	22 kW + 22 kW	Magnetohermic + Diff. Type B	Yes (Type MID)	Yes	1

CHARACTERISTICS: charging stations that are ideal to ensure reserved access to your charging station through one or more RFID cards.

ACCESSORIES SUPPLIED: 2 x high-visibility TFT Displays, LED to monitor socket status, fully customisable front panel, 1 RFID MASTER card to programme the personal RFID cards (2 supplied).

NOTE: Each domestic type F socket is equipped with dedicated Magnetohermic protection (10A) and contactor.

I-ON ACCESSORIES



GW J8 001

RFID CARD

Code	Description	Suitable for	Pack / Carton
GWJ8001	RFID card to enable the charging process	I-ON and I-ON WALL with RFID reader	1



Scan the QR Code and find out all the technical informations.

EASY CHARGING WITH ONE-HAND SYSTEM



Charging your electric vehicle is even faster and more convenient. With the one-hand charging, you can connect the charging socket with one hand, leaving the other free for unloading the vehicle (grocery bags, packages, luggage and more).

SMART CHARGING MANAGEMENT



Possibility to manage loads dynamically from one or more stations through the OCPP protocol (DYNAMIC LOAD MANAGEMENT) to ensure the best load distribution, avoiding spikes or overloads and optimising power system sizing costs.

DESIGN SUITABLE FOR EVERY NEED



The unique style, with an exclusive hexagonal shape, integrates perfectly into any parking configuration, including back-to-back (two units placed together, one behind the other) with considerable savings on installation costs. High-efficiency RGB LEDs, visible even from a distance and from any side of the charging station. The front of the charging units has an elegant design, suitable for all contexts. If required, the design can be customised to specific customer requirements.

Joinon

Range Electric vehicle charging components - Type2

Range of charging cables and socket Type2 for electric vehicles in compliance with international standard IEC 62196-1 e IEC 62196-2 and suitable for EV charging units as required by standard IEC 61851. The range includes, charging cable for electric vehicles, mobile connect Type2 with and without attached cable, and flushmounting Socket type2 equipped with security shutters (IPXXD protection), double drain system for water, vandal-proof mechanism and by a locking actuator that has the double aim to block gate-valves and to lock the plug during the charging session.



TYPE 2 CHARGING CABLES FOR ELECTRIC VEHICLES

FLAT CHARGING CABLES

**IP
55**

**IK
10**

**GWT
650°C
850°C**



GWJ5 815 BL

SINGLE PHASE

Code	I max (A)	Power max.	Voltage	Frequency	Cable length	Number of poles	Pack / Carton
GWJ5815BL	20 A	4,6 kW	230/250 V	50 - 60 Hz	5 m	L1 - N - PE - CC - CP	1
GWJ5818BL	20 A	4,6 kW	230/250 V	50 - 60 Hz	8 m	L1 - N - PE - CC - CP	1
GWJ5815BY	20 A	4,6 kW	230/250 V	50 - 60 Hz	5 m	L1 - N - PE - CC - CP	1/3
GWJ5815CY	32 A	7,4 kW	230/250 V	50 - 60 Hz	5 m	L1 - N - PE - CC - CP	1/3

NOTE: GWJ5815BY, GWJ5815CY the package includes a waterproof fabric cable bag made from recycled material.



GWJ5 835 AL

THREE PHASE

Code	I max (A)	Power max.	Voltage	Frequency	Cable length	Number of poles	Pack / Carton
GWJ5835AL	16 A	11 kW	380/480 V	50 - 60 Hz	5 m	L1/L2/L3 - N - PE - CC - CP	1
GWJ5838AL	16 A	11 kW	380/480 V	50 - 60 Hz	8 m	L1/L2/L3 - N - PE - CC - CP	1
GWJ5835CL	32 A	22 kW	380/480 V	50 - 60 Hz	5 m	L1/L2/L3 - N - PE - CC - CP	1
GWJ5838CL	32 A	22 kW	380/480 V	50 - 60 Hz	8 m	L1/L2/L3 - N - PE - CC - CP	1
GWJ5835AY	16 A	11 kW	380/480 V	50 - 60 Hz	5 m	L1/L2/L3 - N - PE - CC - CP	1/3
GWJ5835CY	32 A	22 kW	380/480 V	50 - 60 Hz	5 m	L1/L2/L3 - N - PE - CC - CP	1/3

NOTE: GWJ5835BY, GWJ5835CY the package includes a waterproof fabric cable bag made from recycled material.

SPIRAL CHARGING CABLES



GWJ5 814 CT

SPIRAL

Code	I max (A)	Power max.	Voltage	Frequency	Cable length	Number of poles	Pack / Carton
GWJ5834CT	32 A	22 kW	380/480 V	50 - 60 Hz	4 m	L1/L2/L3 - N - PE - CC - CP	1



Joinon



Scan the QR Code and find out all the technical informations.

EASY CHARGING WITH ONE-HAND SYSTEM



Vandal-proof socket with shutter and without cover, designed to facilitate the start of charging with the one-hand system

LED LIGHTING




The socket is also available in versions with an INTERMITTENT LED lighting system, to facilitate cable insertion, or RGB LED, to highlight the socket status indicator.

THE FUTURE OF CHARGING IS GREEN



Socket and plug are made partially of Renycle®, a range of specialty technopolymers, obtained from recovered nylon, with much lower environmental impact than virgin material, calculated for each formulation through LCA. As a result, it is ideal for projects where sustainability is a key requirement.



ENERGY AND SERVICES DISTRIBUTION PEDESTALS



68 Q-MC

TERMINAL SYSTEM FOR ENERGY DISTRIBUTION
AND SERVICE IN INSULATING MATERIAL

pag. 392

68 Q-MC

Terminal system for energy distribution and service in insulating material

The 68 Q-MC range is an innovative energy and services distribution system made of thermoplastic, for environments such as tourist ports, campsites and public spaces (trade fairs, markets, gardens, etc.). It combines an attractive design with complete reliability over time, thanks to its resistance to chemical and atmospheric agents. The range includes both pre-wired and unwired versions, which can be configured as needed, and is available in light blue and white.



COMPACT PEDESTAL IN INSULATED MATERIAL

WIRED



FR 60 248

WIRED TERMINALS WITH DOUBLE-SIDED TAKE-OFF FOR CAMPSITE QMC 63 C EQUIPPED WITH NON-INTERLOCKED SOCKET-OUTLETS - IP55



IP
44



Code	Socket-outlet 2P+E 16A	Pack / Carton
FR60248W	4 (2 for side)	1

Colour: White

PROTECTIONS: 4 disjoncteurs magnétothermiques différentiels 2P 16A 0.03 A type AC.

CARACTÉRISTIQUES: dispositifs serre-fil en acier inox; coffret avec ouverture à charnière pouvant être équipé d'une serrure à clé. Section du bornier d'alimentation: 16 mm². Pré-équipement pour lampe d'éclairage fluorescent 16W 230 V; pré-équipement pour 2 ou 4 robinets à bille 1/2" verrouillables. Dimensions de l'enveloppe: 445x1284x300 (LxHxP).

COMPLEMENTARY ITEMS FOR COMPACT PEDESTALS

SERVICE COMPLEMENTARY ITEMS



GW 68 990

LIGHTING KIT FOR COMPACT TERMINALS - LED TECHNOLOGY



Code	Lamp	System power	Colour temperature	Pack / Carton
GW68990	LED	8.7 W	4000 K	1

Voltage: 220-240 V - 50/60 Hz

CHARACTERISTICS: the lighting KIT with LED technology enables electricity savings of up to 66%.

NOTES: due to the continuous changes with the LED technologies, the technical data can undertake variations.



Scan the QR Code and find out all the technical informations.

A WORLD OF APPLICATIONS

SIMPLE AND INTELLIGENT MANAGEMENT



The 68 Q-MC series of distribution terminals are available in both thermoplastic and stainless steel versions, energy distribution solutions in ports, campsites, parking areas, parks and gardens.

The electronically managed terminals allow real-time recording and monitoring of consumption. The user interface display and credit management transponder key reader are housed in the head.

Effective Packaging for Optimal Distribution and Protection

Different types of packaging ensure optimal handling in distribution facilities. Each package provides necessary information for correct use and identification, with important features graphically highlighted. The EAN 13 barcode facilitates stock management. Packaging types include carton, blister, and shrink film.

Outer Box: Durable and versatile, ideal for transport and storage. Offers large printing surfaces for information, ensuring easy identification and handling.

Blister: Suitable for small and medium-sized products. Uses enveloping plastic film to hermetically seal contents, preserving integrity and safety. Transparent material allows product visualisation, with printed information for clear communication.

Shrink Film: Ideal for grouping multiple units in one compact package. Shrinks and adheres tightly when heated, protecting against dust and moisture. Useful for shop displays, allowing visibility and simplified handling. Each packaging type meets specific protection, visibility, and handling needs, ensuring products reach consumers in optimal condition.



Packaging details

Packaging type

Packaging picture

Outer Box



Inner Box



Blister



Bag



Heat shrink film



Quick Reference

Quick Reference

Code	Quantity	Barcode	Packaging type	Unit of measure	Page
DX 10					
DX10016R	100	8034035467646	Heat shrink film	m	100
DX10016R10	1	8034035467547	Heat shrink film	Pcs	100
DX10016R25	1	8034035467721	Heat shrink film	Pcs	100
DX10016R50	1	8034035467523	Heat shrink film	Pcs	100
DX10020R	100	8034035467783	Heat shrink film	m	100
DX10020R10	1	8034035467769	Heat shrink film	Pcs	100
DX10020R25	1	8034035467561	Heat shrink film	Pcs	100
DX10020R50	1	8034035467707	Heat shrink film	Pcs	100
DX10025R	75	8034035467806	Heat shrink film	m	100
DX10025R10	1	8034035467745	Heat shrink film	Pcs	100
DX10025R25	1	8034035468117	Heat shrink film	Pcs	100
DX10025R50	1	8034035468278	Heat shrink film	Pcs	100
DX10032R	50	8034035467509	Heat shrink film	m	100
DX10032R10	1	8034035467684	Heat shrink film	Pcs	100
DX10032R25	1	8034035468292	Heat shrink film	Pcs	100
DX10040R	25	8034035467585	Heat shrink film	m	100
DX10050R	25	8034035467622	Heat shrink film	m	100
DX10116R	100	8034035467660	Heat shrink film	m	100
DX10120R	100	8034035467820	Heat shrink film	m	100
DX10125R	75	8034035467844	Heat shrink film	m	100
DX10132R	50	8034035468094	Heat shrink film	m	100
DX10140R	25	8034035467608	Heat shrink film	m	100
DX10150R	25	8034035468254	Heat shrink film	m	100

DX 15					
DX15016R	100	8034035440557	Heat shrink film	m	101
DX15016R10	1	8034035435140	Heat shrink film	Pcs	101
DX15016R25	1	8034035435157	Heat shrink film	Pcs	101
DX15016R50	1	8034035435164	Heat shrink film	Pcs	101
DX15020R	100	8034035440564	Heat shrink film	m	101
DX15020R10	1	8034035435171	Heat shrink film	Pcs	101
DX15020R25	1	8034035435188	Heat shrink film	Pcs	101
DX15020R50	1	8034035435195	Heat shrink film	Pcs	101
DX15025R	75	8034035440571	Heat shrink film	m	101
DX15025R10	1	8034035435201	Heat shrink film	Pcs	101
DX15025R25	1	8034035435218	Heat shrink film	Pcs	101
DX15032R	50	8034035440588	Heat shrink film	m	101
DX15032R10	1	8034035435263	Heat shrink film	Pcs	101
DX15040R	25	8034035440595	Heat shrink film	m	101
DX15050R	25	8034035440601	Heat shrink film	m	101
DX15063R	20	8034035440618	Heat shrink film	m	101
DX15116R	100	8034035440625	Heat shrink film	m	101
DX15120R	100	8034035440632	Heat shrink film	m	101
DX15125R	75	8034035440649	Heat shrink film	m	101
DX15132R	50	8034035440656	Heat shrink film	m	101
DX15140R	25	8034035440663	Heat shrink film	m	101
DX15150R	25	8034035440670	Heat shrink film	m	101
DX15163R	20	8034035440687	Heat shrink film	m	101
DX15216R	100	8034035440793	Heat shrink film	m	102
DX15220R	100	8034035440809	Heat shrink film	m	102
DX15225R	75	8034035440816	Heat shrink film	m	102
DX15225R25	1	8034035435225	Heat shrink film	Pcs	102
DX15232R	50	8034035440823	Heat shrink film	m	102
DX15240R	25	8034035440830	Heat shrink film	m	102
DX15250R	25	8034035440847	Heat shrink film	m	102
DX15316R	100	8034035440854	Heat shrink film	m	102
DX15320R	100	8034035440861	Heat shrink film	m	102
DX15325R	75	8034035440878	Heat shrink film	m	102
DX15332R	50	8034035440885	Heat shrink film	m	102
DX15416R	100	8034035440892	Heat shrink film	m	102
DX15420R	100	8034035440908	Heat shrink film	m	102
DX15425R	75	8034035440915	Heat shrink film	m	102
DX15425R25	1	8034035435232	Heat shrink film	Pcs	102
DX15432R	50	8034035440922	Heat shrink film	m	102

Code	Quantity	Barcode	Packaging type	Unit of measure	Page
DX15440R	25	8034035440939	Heat shrink film	m	102
DX15450R	25	8034035440946	Heat shrink film	m	102
DX15516R	100	8034035440953	Heat shrink film	m	102
DX15520R	100	8034035440960	Heat shrink film	m	102
DX15525R	75	8034035440977	Heat shrink film	m	102
DX15532R	50	8034035440984	Heat shrink film	m	102
DX15616R	100	8034035440991	Heat shrink film	m	102
DX15620R	100	8034035441004	Heat shrink film	m	102
DX15625R	75	8034035441011	Heat shrink film	m	102
DX15625R25	1	8034035435249	Heat shrink film	Pcs	102
DX15632R	50	8034035441028	Heat shrink film	m	102
DX15640R	25	8034035441035	Heat shrink film	m	102
DX15650R	25	8034035441042	Heat shrink film	m	102
DX15716R	100	8034035441059	Heat shrink film	m	102
DX15720R	100	8034035441066	Heat shrink film	m	102
DX15725R	75	8034035441073	Heat shrink film	m	102
DX15732R	50	8034035441080	Heat shrink film	m	102
DX15816R	100	8034035441097	Heat shrink film	m	103
DX15820R	100	8034035441103	Heat shrink film	m	103
DX15825R	75	8034035441110	Heat shrink film	m	103
DX15825R25	1	8034035435256	Heat shrink film	Pcs	103
DX15832R	50	8034035441127	Heat shrink film	m	103
DX15840R	25	8034035441134	Heat shrink film	m	103
DX15850R	25	8034035441141	Heat shrink film	m	103
DX15916R	100	8034035441158	Heat shrink film	m	103
DX15920R	100	8034035441165	Heat shrink film	m	103
DX15925R	75	8034035441172	Heat shrink film	m	103
DX15932R	50	8034035441189	Heat shrink film	m	103

DX 16					
DX16216R	100	8034035440694	Heat shrink film	m	101
DX16220R	100	8034035440700	Heat shrink film	m	101
DX16225R	75	8034035440717	Heat shrink film	m	101
DX16232R	50	8034035440724	Heat shrink film	m	101
DX16240R	25	8034035440731	Heat shrink film	m	101
DX16250R	25	8034035440748	Heat shrink film	m	101
DX16316R	100	8034035440755	Heat shrink film	m	101
DX16320R	100	8034035440762	Heat shrink film	m	101
DX16325R	75	8034035440779	Heat shrink film	m	101
DX16332R	50	8034035440786	Heat shrink film	m	101

DX 20					
DX20016R	100	8034035441196	Heat shrink film	m	104
DX20020R	100	8034035441202	Heat shrink film	m	104
DX20025R	75	8034035441219	Heat shrink film	m	104
DX20032R	50	8034035441226	Heat shrink film	m	104
DX20040R	25	8034035441233	Heat shrink film	m	104
DX20050R	25	8034035441240	Heat shrink film	m	104
DX20063R	20	8034035441257	Heat shrink film	m	104
DX20116R	100	8034035441264	Heat shrink film	m	104
DX20120R	100	8034035441271	Heat shrink film	m	104
DX20125R	75	8034035441288	Heat shrink film	m	104
DX20132R	50	8034035441295	Heat shrink film	m	104
DX20140R	25	8034035441301	Heat shrink film	m	104
DX20150R	25	8034035441318	Heat shrink film	m	104
DX20163R	20	8034035441325	Heat shrink film	m	104
DX20416R	100	8034035441332	Heat shrink film	m	105
DX20420R	100	8034035441349	Heat shrink film	m	105
DX20425R	75	8034035441356	Heat shrink film	m	105
DX20432R	50	8034035441363	Heat shrink film	m	105
DX20440R	25	8034035441370	Heat shrink film	m	105
DX20450R	25	8034035441387	Heat shrink film	m	105
DX20463R	20	8034035441394	Heat shrink film	m	105
DX20516R	100	8034035441400	Heat shrink film	m	105
DX20520R	100	8034035441417	Heat shrink film	m	105
DX20525R	75	8034035441424	Heat shrink film	m	105

Code	Quantity	Barcode	Packaging type	Unit of measure	Page
DX20532R	50	8034035441431	Heat shrink film	m	105
DX20540R	25	8034035441448	Heat shrink film	m	105
DX20550R	25	8034035441455	Heat shrink film	m	105
DX20563R	20	8034035441462	Heat shrink film	m	105

DX 23

DX23216R	100	8034035441752	Heat shrink film	m	106
DX23220R	100	8034035441769	Heat shrink film	m	106
DX23225R	75	8034035441776	Heat shrink film	m	106
DX23232R	50	8034035441783	Heat shrink film	m	106
DX23240R	25	8034035441790	Heat shrink film	m	106
DX23250R	25	8034035441806	Heat shrink film	m	106
DX23263R	20	8034035441813	Heat shrink film	m	106
DX23316R	100	8034035441820	Heat shrink film	m	106
DX23320R	100	8034035441837	Heat shrink film	m	106
DX23325R	75	8034035441844	Heat shrink film	m	106
DX23332R	50	8034035441851	Heat shrink film	m	106
DX23340R	25	8034035441868	Heat shrink film	m	106
DX23350R	25	8034035441875	Heat shrink film	m	106
DX23363R	20	8034035441882	Heat shrink film	m	106

DX 25

DX25216	2	8011564950481	Unpacked	m	93
DX25220	2	8011564950498	Unpacked	m	93
DX25225	2	8011564950504	Unpacked	m	93
DX25232	2	8011564950511	Unpacked	m	93
DX25316	3	8011564948013	Unpacked	m	93
DX25320	3	8011564948006	Unpacked	m	93
DX25325	3	8011564948020	Unpacked	m	93
DX25332	3	8011564950528	Unpacked	m	93
DX25340	3	8011564950535	Unpacked	m	93
DX25350	3	8011564950542	Unpacked	m	93
DX25363	3	8011564950559	Unpacked	m	93

DX 26

DX26216	2	8011564598737	Unpacked	m	93
DX26220	2	8011564598744	Unpacked	m	93
DX26225	2	8011564598751	Unpacked	m	93
DX26232	2	8011564598768	Unpacked	m	93
DX26240	2	8011564598775	Unpacked	m	93
DX26250	2	8011564598782	Unpacked	m	93
DX26263	2	8011564598799	Unpacked	m	93
DX26316	3	8011564968707	Unpacked	m	94
DX26320	3	8011564968769	Unpacked	m	94
DX26325	3	8011564968738	Unpacked	m	94
DX26332	3	8011564968790	Unpacked	m	94

DX 27

DX27616	2	8011564950375	Unpacked	m	92
DX27620	2	8011564950382	Unpacked	m	92
DX27625	2	8011564950399	Unpacked	m	92
DX27632	2	8011564950405	Unpacked	m	92
DX27640	2	8011564950689	Unpacked	m	92
DX27650	2	8034035440205	Unpacked	m	92
DX27716	3	8011564950412	Unpacked	m	92
DX27720	3	8011564950429	Unpacked	m	92
DX27725	3	8011564950436	Unpacked	m	92
DX27732	3	8011564950443	Unpacked	m	92
DX27750	3	8011564950467	Unpacked	m	92

DX 30

DX30010	30	8018678026446	Heat shrink film	m	108
DX30012	30	8018678026507	Heat shrink film	m	108
DX30016	30	8018678026620	Heat shrink film	m	108
DX30020	30	8018678026682	Heat shrink film	m	108
DX30022	30	8018678026743	Heat shrink film	m	108
DX30025	30	8018678026804	Heat shrink film	m	108

Code	Quantity	Barcode	Packaging type	Unit of measure	Page
DX30028	30	8018678026866	Heat shrink film	m	108
DX30032	30	8018678026927	Heat shrink film	m	108
DX30035	30	8018678026989	Heat shrink film	m	108
DX30040	30	8018678027047	Heat shrink film	m	108
DX30050	30	8018678027108	Heat shrink film	m	108
DX30060	30	8018678027160	Heat shrink film	m	108
DX30108	30	8018678026408	Heat shrink film	m	108
DX30110	30	8018678026460	Heat shrink film	m	108
DX30112	30	8018678026521	Heat shrink film	m	108
DX30114	30	8018678026583	Heat shrink film	m	108
DX30116	30	8018678026644	Heat shrink film	m	108
DX30120	30	8018678026705	Heat shrink film	m	108
DX30122	30	8018678026767	Heat shrink film	m	108
DX30125	30	8018678026828	Heat shrink film	m	108
DX30128	30	8018678026880	Heat shrink film	m	108
DX30132	30	8018678026941	Heat shrink film	m	108
DX30135	30	8018678027009	Heat shrink film	m	108
DX30140	30	8018678027061	Heat shrink film	m	108
DX30150	30	8018678027122	Heat shrink film	m	108
DX30160	30	8018678027184	Heat shrink film	m	108

DX 40

DX40016DY	1	8034035085963	Heat shrink film	Pcs	94
DX40020DY	1	8034035085970	Heat shrink film	Pcs	94
DX40025DY	1	8034035085987	Heat shrink film	Pcs	94
DX40032DY	1	8034035085994	Heat shrink film	Pcs	94
DX40040DY	1	8034035086403	Heat shrink film	Pcs	94
DX40116DY	1	8034035086410	Heat shrink film	Pcs	94
DX40120DY	1	8034035086427	Heat shrink film	Pcs	94
DX40125DY	1	8034035086434	Heat shrink film	Pcs	94
DX40132DY	1	8034035086441	Heat shrink film	Pcs	94
DX40140DY	1	8034035086458	Bag	Pcs	94
DX40150	1	8018678009029	Unpacked	Pcs	94
DX40163	1	8018678029218	Unpacked	Pcs	94
DX40216DY	1	8034035136863	Heat shrink film	Pcs	94
DX40220DY	1	8034035136870	Heat shrink film	Pcs	94
DX40225DY	1	8034035136887	Heat shrink film	Pcs	94
DX40232	10	8011564926905	Bag	Pcs	94
DX40316DY	1	8034035136894	Heat shrink film	Pcs	95
DX40320DY	1	8034035137105	Heat shrink film	Pcs	95
DX40325DY	1	8034035137112	Heat shrink film	Pcs	95
DX40332	10	8018678018830	Bag	Pcs	95

DX 43

DX43216	10	8018678037510	Bag	Pcs	95
DX43216DY	1	8034035077746	Heat shrink film	Pcs	95
DX43220	10	8018678037527	Bag	Pcs	95
DX43220DY	1	8034035077753	Heat shrink film	Pcs	95
DX43225	5	8018678037534	Bag	Pcs	95
DX43232	5	8018678037541	Bag	Pcs	95
DX43240	5	8018678037558	Bag	Pcs	95
DX43250	5	8018678037565	Bag	Pcs	95
DX43316	10	8018678037572	Bag	Pcs	112
DX43320	10	8018678037589	Bag	Pcs	112
DX43325	5	8018678037596	Bag	Pcs	112
DX43332	5	8018678037602	Bag	Pcs	112
DX43340	5	8018678037619	Bag	Pcs	112
DX43350	5	8018678037626	Bag	Pcs	112
DX43416	10	8018678037633	Bag	Pcs	112
DX43416DY	1	8034035077760	Heat shrink film	Pcs	95
DX43416DY	1	8034035077760	Heat shrink film	Pcs	112
DX43420	10	8018678037640	Bag	Pcs	112
DX43420DY	1	8034035077807	Heat shrink film	Pcs	95
DX43420DY	1	8034035077807	Heat shrink film	Pcs	112
DX43425	5	8011564498211	Bag	Pcs	112
DX43432	5	8011564499416	Bag	Pcs	112

Quick Reference

Code	Quantity	Barcode	Packaging type	Unit of measure	Page
DX43440	5	8018678037671	Bag	Pcs	112
DX43516DY	1	8034035086465	Heat shrink film	Pcs	95
DX43520DY	1	8034035086472	Bag	Pcs	95
DX43525DY	1	8034035086496	Bag	Pcs	95
DX43532DY	1	8034035086502	Bag	Pcs	95
DX43540DY	1	8034035086519	Bag	Pcs	95

DX 45

DX45003DY	1	8034035080395	Heat shrink film	Pcs	97
DX45004DY	1	8034035080401	Heat shrink film	Pcs	97
DX45007	5	8018678037947	Bag	Pcs	97
DX45010	1	8018678038012	Unpacked	Pcs	97

DX 47

DX47000DY	1	8034035080418	Heat shrink film	Pcs	98
DX47212DY	1	8034035080425	Heat shrink film	Pcs	98
DX47216DY	1	8034035080432	Heat shrink film	Pcs	98
DX47220	10	8018678028563	Bag	Pcs	98
DX47503	10	8018678028686	Bag	Pcs	98
DX47506DY	1	8034035080449	Heat shrink film	Pcs	98
DX47509DY	1	8034035080456	Heat shrink film	Pcs	98
DX47616DY	1	8034035080463	Heat shrink film	Pcs	98
DX47620DY	1	8034035080470	Heat shrink film	Pcs	98
DX47625DY	1	8034035080487	Heat shrink film	Pcs	98

DX 54

DX54008	20	8018678027221	Bag	Pcs	109
DX54010	20	8018678027283	Bag	Pcs	109
DX54012	10	8018678027344	Bag	Pcs	109
DX54016	10	8018678027405	Bag	Pcs	109
DX54020	10	8018678027467	Bag	Pcs	109
DX54022	10	8018678027528	Bag	Pcs	109
DX54025	5	8018678027580	Bag	Pcs	109
DX54028	5	8018678027641	Bag	Pcs	109
DX54032	5	8018678027702	Bag	Pcs	109
DX54040	1	8018678002129	Unpacked	Pcs	109
DX54050	1	8018678039019	Unpacked	Pcs	109
DX54108	20	8018678027252	Bag	Pcs	109
DX54110	20	8018678027313	Bag	Pcs	109
DX54112	10	8018678027375	Bag	Pcs	109
DX54116	10	8018678027436	Bag	Pcs	109
DX54120	10	8018678027498	Bag	Pcs	109
DX54122	10	8018678027559	Bag	Pcs	109
DX54125	5	8018678027610	Bag	Pcs	109
DX54128	5	8018678027672	Bag	Pcs	109
DX54132	5	8018678027733	Bag	Pcs	109
DX54140	1	8018678002358	Unpacked	Pcs	109
DX54150	1	8018678039026	Unpacked	Pcs	109
DX54208	20	8018678024862	Bag	Pcs	109
DX54210	20	8018678024923	Bag	Pcs	109
DX54212	10	8018678024985	Bag	Pcs	109
DX54214	10	8018678025043	Bag	Pcs	109
DX54216	10	8018678025104	Bag	Pcs	109
DX54220	10	8018678025166	Bag	Pcs	109
DX54222	10	8018678025227	Bag	Pcs	109
DX54225	5	8018678025289	Bag	Pcs	109
DX54228	5	8018678025340	Bag	Pcs	109
DX54232	5	8018678025401	Bag	Pcs	109
DX54235	5	8018678025463	Bag	Pcs	109
DX54240	1	8018678002242	Unpacked	Pcs	109
DX54250	1	8018678002297	Unpacked	Pcs	109
DX54308	20	8018678024893	Bag	Pcs	109
DX54310	20	8018678024954	Bag	Pcs	109
DX54312	10	8018678025012	Bag	Pcs	109
DX54314	10	8018678025074	Bag	Pcs	109
DX54316	10	8018678025135	Bag	Pcs	109

Code	Quantity	Barcode	Packaging type	Unit of measure	Page
DX54320	10	8018678025197	Bag	Pcs	109
DX54322	10	8018678025258	Bag	Pcs	109
DX54325	5	8018678025319	Bag	Pcs	109
DX54328	5	8018678025371	Bag	Pcs	109
DX54332	5	8018678025432	Bag	Pcs	109
DX54335	5	8018678025494	Bag	Pcs	109
DX54340	1	8018678002471	Unpacked	Pcs	109
DX54350	1	8018678002488	Unpacked	Pcs	109
DX54408	20	8018678025609	Bag	Pcs	110
DX54410	20	8018678025661	Bag	Pcs	110
DX54411	20	8018678025722	Bag	Pcs	110
DX54412	10	8018678025784	Bag	Pcs	110
DX54413	10	8018678025845	Bag	Pcs	110
DX54414	10	8018678025906	Bag	Pcs	110
DX54416	10	8018678025968	Bag	Pcs	110
DX54417	10	8018678026026	Bag	Pcs	110
DX54420	10	8018678026088	Bag	Pcs	110
DX54422	10	8018678026149	Bag	Pcs	110
DX54425	5	8018678026200	Bag	Pcs	110
DX54428	5	8018678026262	Bag	Pcs	110
DX54432	5	8018678026323	Bag	Pcs	110
DX54435	5	8018678026354	Bag	Pcs	110
DX54508	20	8018678025630	Bag	Pcs	110
DX54510	20	8018678025692	Bag	Pcs	110
DX54511	20	8018678025753	Bag	Pcs	110
DX54512	10	8018678025814	Bag	Pcs	110
DX54513	10	8018678025876	Bag	Pcs	110
DX54514	10	8018678025937	Bag	Pcs	110
DX54516	10	8018678025999	Bag	Pcs	110
DX54517	10	8018678026057	Bag	Pcs	110
DX54520	10	8018678026118	Bag	Pcs	110
DX54522	10	8018678026170	Bag	Pcs	110
DX54525	5	8018678026231	Bag	Pcs	110
DX54528	5	8018678026293	Bag	Pcs	110
DX54532	5	8018678029560	Bag	Pcs	110
DX54535	5	8018678029591	Bag	Pcs	110

DX 56

DX56008	20	8018678024305	Bag	Pcs	111
DX56010	10	8018678024367	Bag	Pcs	111
DX56012	10	8018678024428	Bag	Pcs	111
DX56014	10	8018678024480	Bag	Pcs	111
DX56016	10	8018678024541	Bag	Pcs	111
DX56022	10	8018678024602	Bag	Pcs	111
DX56025	10	8018678024664	Bag	Pcs	111
DX56028	10	8018678024725	Bag	Pcs	111
DX56040	1	8018678003812	Unpacked	Pcs	111
DX56050	1	8018678003829	Unpacked	Pcs	111
DX56208	20	8018678021045	Bag	Pcs	111
DX56210	10	8018678021076	Bag	Pcs	111
DX56212	10	8018678021106	Bag	Pcs	111
DX56214	10	8018678021137	Bag	Pcs	111
DX56216	10	8018678021168	Bag	Pcs	111
DX56222	10	8018678021199	Bag	Pcs	111
DX56225	10	8018678021229	Bag	Pcs	111
DX56228	10	8018678021250	Bag	Pcs	111
DX56232	3	8018678021281	Bag	Pcs	111
DX56235	3	8018678021311	Bag	Pcs	111
DX56240	1	8018678003256	Unpacked	Pcs	111
DX56250	1	8018678003263	Unpacked	Pcs	111
DX56408	20	8018678023384	Bag	Pcs	111
DX56410	10	8018678023445	Bag	Pcs	111
DX56411	10	8018678023506	Bag	Pcs	111
DX56412	10	8018678023568	Bag	Pcs	111
DX56413	10	8018678023629	Bag	Pcs	111
DX56414	10	8018678023681	Bag	Pcs	111

Code	Quantity	Barcode	Packaging type	Unit of measure	Page
DX56415	10	8018678023742	Bag	Pcs	111
DX56416	10	8018678023773	Bag	Pcs	111
DX56417	10	8018678023834	Bag	Pcs	111
DX56422	10	8018678023865	Bag	Pcs	111
DX56423	10	8018678023926	Bag	Pcs	111
DX56425	10	8018678023988	Bag	Pcs	111
DX56428	10	8018678024046	Bag	Pcs	111
DX56432	3	8018678024107	Bag	Pcs	111
DX56435	3	8018678024169	Bag	Pcs	111
DX56440	1	8018678003546	Unpacked	Pcs	111
DX56450	1	8018678003553	Unpacked	Pcs	111

DX 59

DX59230	1	8018678022837	Heat shrink film	Pcs	116
DX59231	1	8018678022875	Heat shrink film	Pcs	116
DX59240	1	8018678022899	Unpacked	Pcs	116
DX59241	1	8018678022912	Unpacked	Pcs	116
DX59242	1	8018678022936	Unpacked	Pcs	116
DX59401	1	8011564131019	Unpacked	Pcs	114
DX59402	1	8011564131026	Unpacked	Pcs	114
DX59410	1	8011564131118	Unpacked	Pcs	114
DX59411	5	8011564511750	Outer box	Pcs	114
DX59430	5	8011564511743	Outer box	Pcs	114
DX59431	5	8011564511767	Outer box	Pcs	114
DX59440	1	8011564131156	Unpacked	Pcs	114
DX59450	1	8011564130951	Bag	Pcs	114
DX59450	1	8011564130951	Bag	Pcs	114
DX59451	1	8011564130913	Bag	Pcs	114
DX59452	1	8011564434509	Bag	Pcs	115
DX59452	1	8011564434509	Bag	Pcs	115
DX59453	1	8011564434516	Bag	Pcs	115
DX59453	1	8011564434516	Bag	Pcs	115
DX59501	1	8018678027924	Bag	Pcs	116
DX59502	1	8018678027948	Bag	Pcs	116
DX59511	1	8018678028020	Heat shrink film	Pcs	116
DX59520	1	8018678028044	Heat shrink film	Pcs	116
DX59551	10	8011564482654	Outer box	Pcs	116
DX59650	1	8018678030467	Bag	Pcs	116
DX59701	1	8011564131163	Unpacked	Pcs	114
DX59702	1	8011564131170	Unpacked	Pcs	114
DX59710	1	8011564131187	Unpacked	Pcs	114
DX59711	1	8011564131200	Unpacked	Pcs	114
DX59730	1	8011564131194	Unpacked	Pcs	114
DX59731	1	8011564131217	Unpacked	Pcs	114
DX59740	1	8011564131224	Bag	Pcs	114
DX59751	1	8011564130920	Bag	Pcs	114
DX59801	1	8011564131231	Unpacked	Pcs	115
DX59802	1	8011564131248	Unpacked	Pcs	115
DX59810	1	8011564131255	Unpacked	Pcs	115
DX59811	1	8011564131286	Unpacked	Pcs	115
DX59830	1	8011564131279	Unpacked	Pcs	115
DX59831	1	8011564131293	Unpacked	Pcs	115
DX59840	1	8011564131309	Bag	Pcs	115
DX59851	1	8011564130937	Bag	Pcs	115
DX59901	1	8011564131316	Unpacked	Pcs	115
DX59902	1	8011564131323	Unpacked	Pcs	115
DX59910	1	8011564131330	Unpacked	Pcs	115
DX59911	1	8011564131354	Unpacked	Pcs	115
DX59930	1	8011564131347	Unpacked	Pcs	115
DX59931	1	8011564131361	Unpacked	Pcs	115
DX59940	1	8011564438514	Bag	Pcs	115
DX59951	1	8011564130944	Bag	Pcs	115

DY 01

DY01015	1	8034035069376	Inner box	Pcs	128
DY01016	1	8034035069383	Inner box	Pcs	128

Code	Quantity	Barcode	Packaging type	Unit of measure	Page
DY01017	1	8034035069390	Inner box	Pcs	128

FR 60

FR60248W	1	8011564250048	Outer box	Pcs	392
----------	---	---------------	-----------	-----	-----

GW 10

GW10001DY	1	8034035014116	Heat shrink film	Pcs	216
GW10004DY	1	8034035014123	Heat shrink film	Pcs	216
GW10006	1	8011564261815	Inner box	Pcs	216
GW10021DY	1	8034035068539	Heat shrink film	Pcs	216
GW10031DY01	1	8034035137778	Blister	Pcs	216
GW10039	1	8011564439306	Inner box	Pcs	220
GW10051DY01	1	8034035137303	Blister	Pcs	216
GW10054	1	8011564261822	Inner box	Pcs	216
GW10061DY	1	8034035068546	Heat shrink film	Pcs	216
GW10071DY01	1	8034035137815	Blister	Pcs	216
GW10091DY01	1	8034035137341	Blister	Pcs	216
GW10101DY	1	8034035057038	Heat shrink film	Pcs	216
GW10121DY	1	8034035068935	Heat shrink film	Pcs	217
GW10131DY01	1	8034035137389	Blister	Pcs	217
GW10136	1	8011564261839	Inner box	Pcs	217
GW10141DY	1	8034035014161	Heat shrink film	Pcs	217
GW10145	1	8011564261877	Inner box	Pcs	217
GW10161DY	1	8034035068553	Heat shrink film	Pcs	217
GW10171DY	1	8034035056833	Heat shrink film	Pcs	217
GW10173DY	1	8034035056840	Heat shrink film	Pcs	217
GW10191DY	1	8034035068959	Heat shrink film	Pcs	217
GW10192DY	1	8034035068966	Heat shrink film	Pcs	217
GW10195DY	1	8034035014178	Heat shrink film	Pcs	219
GW10196	1	8011564258945	Inner box	Pcs	219
GW10197DY	1	8034035068560	Bag	Pcs	219
GW10198	1	8011564258952	Inner box	Pcs	219
GW10199	1	8011564259027	Inner box	Pcs	219
GW10201DY	1	8034035014185	Heat shrink film	Pcs	221
GW10203DY01	1	8034035137419	Blister	Pcs	221
GW10204DY	1	8034035014406	Heat shrink film	Pcs	221
GW10213DY	1	8034035068973	Heat shrink film	Pcs	221
GW10213DY	1	8034035068973	Heat shrink film	Pcs	238
GW10213DY	1	8034035068973	Heat shrink film	Pcs	254
GW10213DY	1	8034035068973	Heat shrink film	Pcs	272
GW10213DY	1	8034035068973	Heat shrink film	Pcs	288
GW10214DY	1	8034035068980	Heat shrink film	Pcs	221
GW10214DY	1	8034035068980	Heat shrink film	Pcs	238
GW10214DY	1	8034035068980	Heat shrink film	Pcs	254
GW10214DY	1	8034035068980	Heat shrink film	Pcs	272
GW10214DY	1	8034035068980	Heat shrink film	Pcs	289
GW10241DY01	1	8034035137822	Blister	Pcs	222
GW10242DY	1	8034035137860	Blister	Pcs	222
GW10311	1	8011564262430	Inner box	Pcs	222
GW10312	1	8011564262454	Inner box	Pcs	222
GW10321	1	8011564262478	Inner box	Pcs	222
GW10322	1	8011564262492	Inner box	Pcs	222
GW10331	1	8011564262515	Inner box	Pcs	223
GW10361	1	8011564258969	Inner box	Pcs	223
GW10361DY	1	8034035137457	Blister	Pcs	223
GW10362	1	8011564259577	Inner box	Pcs	223
GW10362DY	1	8034035137495	Blister	Pcs	223
GW10363	1	8011564259584	Inner box	Pcs	223
GW10367	1	8011564823648	Inner box	Pcs	224
GW10371	1	8011564258976	Inner box	Pcs	223
GW10372	1	8011564259362	Inner box	Pcs	223
GW10373	1	8011564259379	Inner box	Pcs	223
GW10377	1	8011564823730	Inner box	Pcs	224
GW10381	1	8011564257627	Inner box	Pcs	223
GW10382	1	8011564257634	Inner box	Pcs	223
GW10383	1	8011564294950	Inner box	Pcs	223

Quick Reference

Code	Quantity	Barcode	Packaging type	Unit of measure	Page
GW10386	1	8011564718210	Bag	Pcs	224
GW10387	1	8011564718227	Bag	Pcs	224
GW10401	1	8011564257641	Inner box	Pcs	224
GW10406	1	8011564259447	Inner box	Pcs	225
GW10409	1	8011564823761	Inner box	Pcs	224
GW10421	1	8011564257672	Inner box	Pcs	225
GW10421DY	1	8034035137532	Blister	Pcs	225
GW10422	1	8011564257689	Inner box	Pcs	225
GW10423	1	8011564257696	Inner box	Pcs	225
GW10424	1	8011564257702	Inner box	Pcs	225
GW10431	1	8011564295421	Inner box	Pcs	225
GW10438	1	8011564719866	Inner box	Pcs	225
GW10449	1	8034035088650	Inner box	Pcs	226
GW10453	1	8011564259522	Inner box	Pcs	225
GW10454	1	8011564259515	Inner box	Pcs	225
GW10458	1	8011564719200	Inner box	Pcs	225
GW10459	1	8011564780750	Inner box	Pcs	226
GW10461	1	8011564262652	Inner box	Pcs	226
GW10462	1	8011564262669	Inner box	Pcs	226
GW10463	1	8011564262676	Inner box	Pcs	226
GW10466	1	8011564262683	Inner box	Pcs	226
GW10467	1	8011564262690	Inner box	Pcs	226
GW10468	1	8011564262706	Inner box	Pcs	226
GW10482	1	8011564262775	Inner box	Pcs	227
GW10483	1	8011564262782	Inner box	Pcs	227
GW10485	1	8011564262799	Inner box	Pcs	227
GW10486	1	8011564262805	Inner box	Pcs	227
GW10488	1	8011564262812	Inner box	Pcs	227
GW10489	1	8011564262829	Inner box	Pcs	227
GW10491	1	8011564262898	Inner box	Pcs	227
GW10492	1	8011564262911	Inner box	Pcs	227
GW10564	1	8011564263062	Inner box	Pcs	231
GW10564DY	1	8034035137570	Blister	Pcs	231
GW10567	1	8011564261099	Inner box	Pcs	231
GW10568	1	8011564261105	Inner box	Pcs	231
GW10575	1	8034035090790	Inner box	Pcs	230
GW10581	1	8011564262973	Inner box	Pcs	230
GW10594	1	8034035090806	Inner box	Pcs	219
GW10595	1	8034035090417	Inner box	Pcs	219
GW10595	1	8034035090417	Inner box	Pcs	236
GW10595	1	8034035090417	Inner box	Pcs	252
GW10595	1	8034035090417	Inner box	Pcs	269
GW10595	1	8034035090417	Inner box	Pcs	287
GW10601	1	8011564259492	Inner box	Pcs	229
GW10602	1	8011564259485	Inner box	Pcs	229
GW10606	1	8011564259478	Inner box	Pcs	229
GW10607	1	8011564259461	Inner box	Pcs	229
GW10611	1	8011564260894	Inner box	Pcs	229
GW10612	1	8011564260900	Inner box	Pcs	229
GW10621	1	8011564259607	Inner box	Pcs	227
GW10622	1	8011564259614	Inner box	Pcs	227
GW10623	1	8011564259621	Inner box	Pcs	227
GW10624	1	8011564259638	Inner box	Pcs	227
GW10628	1	8011564259645	Inner box	Pcs	228
GW10629	1	8011564259652	Inner box	Pcs	228
GW10631	1	8011564259041	Inner box	Pcs	228
GW10632	1	8011564259058	Inner box	Pcs	228
GW10633	1	8011564259065	Inner box	Pcs	228
GW10634	1	8011564259072	Inner box	Pcs	228
GW10651	1	8011564257719	Inner box	Pcs	228
GW10656	1	8011564262959	Inner box	Pcs	228
GW10661	1	8011564259928	Inner box	Pcs	228
GW10662	1	8011564294967	Inner box	Pcs	228
GW10663	1	8011564840225	Inner box	Pcs	229
GW10666	1	8011564262935	Inner box	Pcs	229

Code	Quantity	Barcode	Packaging type	Unit of measure	Page
GW10703	1	8011564261761	Inner box	Pcs	230
GW10705	1	8011564263116	Inner box	Pcs	230
GW10720	1	8011564871311	Inner box	Pcs	247
GW10720	1	8011564871311	Inner box	Pcs	264
GW10720	1	8011564871311	Inner box	Pcs	282
GW10720	1	8011564871311	Inner box	Pcs	299
GW10721	1	8011564261129	Inner box	Pcs	220
GW10724	1	8011564261143	Inner box	Pcs	220
GW10726	1	8011564261167	Inner box	Pcs	220
GW10736	1	8011564752559	Inner box	Pcs	220
GW10881DY	1	8034035014413	Bag	Pcs	232
GW10881DY	1	8034035014413	Bag	Pcs	248
GW10881DY	1	8034035014413	Bag	Pcs	264
GW10881DY	1	8034035014413	Bag	Pcs	282
GW10881DY	1	8034035014413	Bag	Pcs	300
GW10881DY	1	8034035014413	Bag	Pcs	332
GW10881DY	1	8034035014413	Bag	Pcs	348
GW10882DY	1	8034035056864	Bag	Pcs	232
GW10882DY	1	8034035056864	Bag	Pcs	248
GW10882DY	1	8034035056864	Bag	Pcs	264
GW10882DY	1	8034035056864	Bag	Pcs	282
GW10882DY	1	8034035056864	Bag	Pcs	300
GW10882DY	1	8034035056864	Bag	Pcs	332
GW10882DY	1	8034035056864	Bag	Pcs	348
GW10894DY	1	8034035014420	Bag	Pcs	232
GW10894DY	1	8034035014420	Bag	Pcs	248
GW10894DY	1	8034035014420	Bag	Pcs	264
GW10894DY	1	8034035014420	Bag	Pcs	282
GW10894DY	1	8034035014420	Bag	Pcs	300
GW10912	1	8011564705050	Inner box	Pcs	218
GW10913	1	8011564705067	Inner box	Pcs	218
GW10914	1	8011564705074	Inner box	Pcs	218
GW10915	1	8011564764125	Inner box	Pcs	218
GW10916	1	8011564816411	Inner box	Pcs	218
GW10917	1	8011564816428	Inner box	Pcs	218
GW10918	1	8011564816435	Inner box	Pcs	218
GW 12					
GW12001DY01	1	8034035137082	Blister	Pcs	266
GW12004DY	1	8034035014444	Heat shrink film	Pcs	266
GW12006	1	8011564265288	Inner box	Pcs	266
GW12021DY	1	8034035068577	Heat shrink film	Pcs	266
GW12031DY	1	8034035137792	Blister	Pcs	266
GW12039	1	8011564439313	Inner box	Pcs	270
GW12051DY01	1	8034035137327	Blister	Pcs	266
GW12054	1	8011564268036	Inner box	Pcs	266
GW12061DY	1	8034035068522	Heat shrink film	Pcs	266
GW12071DY	1	8034035056970	Heat shrink film	Pcs	266
GW12091DY01	1	8034035137365	Blister	Pcs	266
GW12121DY	1	8034035014475	Heat shrink film	Pcs	267
GW12131DY01	1	8034035137396	Blister	Pcs	267
GW12136	1	8011564268043	Inner box	Pcs	267
GW12141DY	1	8034035014499	Heat shrink film	Pcs	267
GW12145	1	8011564268067	Inner box	Pcs	267
GW12161DY	1	8034035068584	Heat shrink film	Pcs	267
GW12191DY	1	8034035068997	Bag	Pcs	267
GW12195DY	1	8034035014505	Heat shrink film	Pcs	269
GW12196	1	8011564266636	Inner box	Pcs	269
GW12197DY	1	8034035068690	Bag	Pcs	269
GW12198	1	8011564266643	Inner box	Pcs	269
GW12199	1	8011564266650	Inner box	Pcs	269
GW12201DY	1	8034035014512	Heat shrink film	Pcs	271
GW12203DY01	1	8034035137433	Blister	Pcs	271
GW12204DY	1	8034035014536	Heat shrink film	Pcs	271
GW12241DY01	1	8034035137846	Blister	Pcs	272
GW12246	1	8011564266926	Inner box	Pcs	271

Code	Quantity	Barcode	Packaging type	Unit of measure	Page
GW12246	1	8011564266926	Inner box	Pcs	272
GW12299	12	8011564916784	Inner box	Pcs	273
GW12311	1	8011564267329	Inner box	Pcs	273
GW12312	1	8011564267336	Inner box	Pcs	273
GW12321	1	8011564267343	Inner box	Pcs	273
GW12322	1	8011564267350	Inner box	Pcs	273
GW12331	1	8011564267367	Inner box	Pcs	273
GW12361	1	8011564266667	Inner box	Pcs	274
GW12361DY	1	8034035137471	Blister	Pcs	274
GW12362	1	8011564268906	Inner box	Pcs	274
GW12362DY	1	8034035137501	Blister	Pcs	274
GW12363	1	8011564268913	Inner box	Pcs	274
GW12367	1	8011564823716	Inner box	Pcs	274
GW12371	1	8011564266674	Inner box	Pcs	274
GW12372	1	8011564268968	Inner box	Pcs	274
GW12373	1	8011564268975	Inner box	Pcs	274
GW12377	1	8011564823747	Inner box	Pcs	275
GW12381	1	8011564269019	Inner box	Pcs	274
GW12382	1	8011564269026	Inner box	Pcs	274
GW12383	1	8011564294981	Inner box	Pcs	274
GW12386	1	8011564718234	Bag	Pcs	275
GW12387	1	8011564718241	Bag	Pcs	275
GW12401	1	8011564269033	Inner box	Pcs	275
GW12401DY	1	8034035137525	Blister	Pcs	275
GW12406	1	8011564269088	Inner box	Pcs	275
GW12409	1	8011564823778	Inner box	Pcs	275
GW12421	1	8011564269101	Inner box	Pcs	276
GW12421DY	1	8034035137556	Blister	Pcs	276
GW12422	1	8011564269118	Inner box	Pcs	276
GW12423	1	8011564269125	Inner box	Pcs	276
GW12424	1	8011564269132	Inner box	Pcs	276
GW12431	1	8011564295438	Inner box	Pcs	276
GW12438	1	8011564719873	Inner box	Pcs	276
GW12449	1	8034035088667	Inner box	Pcs	277
GW12453	1	8011564269170	Inner box	Pcs	276
GW12454	1	8011564269187	Inner box	Pcs	276
GW12458	1	8011564719231	Inner box	Pcs	276
GW12459	1	8011564780767	Inner box	Pcs	276
GW12461	1	8011564268159	Inner box	Pcs	277
GW12462	1	8011564268166	Inner box	Pcs	277
GW12463	1	8011564268180	Inner box	Pcs	277
GW12466	1	8011564268197	Inner box	Pcs	277
GW12467	1	8011564268210	Inner box	Pcs	277
GW12468	1	8011564268227	Inner box	Pcs	277
GW12482	1	8011564265141	Inner box	Pcs	277
GW12483	1	8011564265158	Inner box	Pcs	277
GW12485	1	8011564265165	Inner box	Pcs	277
GW12486	1	8011564267886	Inner box	Pcs	277
GW12488	1	8011564267893	Inner box	Pcs	277
GW12489	1	8011564267916	Inner box	Pcs	277
GW12491	1	8011564268234	Inner box	Pcs	278
GW12492	1	8011564268241	Inner box	Pcs	278
GW12564	1	8011564268272	Inner box	Pcs	281
GW12564DY	1	8034035137587	Blister	Pcs	281
GW12567	1	8011564268296	Inner box	Pcs	281
GW12568	1	8011564268302	Inner box	Pcs	282
GW12575	1	8034035090912	Inner box	Pcs	281
GW12581	1	8011564267374	Inner box	Pcs	280
GW12594	1	8034035090929	Inner box	Pcs	269
GW12601	1	8011564269194	Inner box	Pcs	280
GW12602	1	8011564269200	Inner box	Pcs	280
GW12606	1	8011564269217	Inner box	Pcs	280
GW12607	1	8011564269224	Inner box	Pcs	280
GW12611	1	8011564267947	Inner box	Pcs	280
GW12612	1	8011564267954	Inner box	Pcs	280

Code	Quantity	Barcode	Packaging type	Unit of measure	Page
GW12621	1	8011564269231	Inner box	Pcs	278
GW12622	1	8011564269248	Inner box	Pcs	278
GW12623	1	8011564269255	Inner box	Pcs	278
GW12624	1	8011564269262	Inner box	Pcs	278
GW12628	1	8011564269279	Inner box	Pcs	278
GW12629	1	8011564269286	Inner box	Pcs	278
GW12631	1	8011564269293	Inner box	Pcs	279
GW12632	1	8011564269309	Inner box	Pcs	279
GW12633	1	8011564269316	Inner box	Pcs	279
GW12634	1	8011564269323	Inner box	Pcs	279
GW12651	1	8011564269330	Inner box	Pcs	279
GW12656	1	8011564267404	Inner box	Pcs	279
GW12661	1	8011564269941	Inner box	Pcs	279
GW12662	1	8011564294998	Inner box	Pcs	279
GW12663	1	8011564840232	Inner box	Pcs	279
GW12666	1	8011564267428	Inner box	Pcs	279
GW12703	1	8011564267459	Inner box	Pcs	281
GW12705	1	8011564267466	Inner box	Pcs	281
GW12721	1	8011564268357	Inner box	Pcs	270
GW12724	1	8011564268388	Inner box	Pcs	270
GW12726	1	8011564268401	Inner box	Pcs	270
GW12732	4	8011564934511	Inner box	Pcs	270
GW12736	1	8011564752566	Inner box	Pcs	271
GW12912	1	8011564705081	Inner box	Pcs	268
GW12913	1	8011564705098	Inner box	Pcs	268
GW12914	1	8011564705104	Inner box	Pcs	268
GW12915	1	8011564764132	Inner box	Pcs	268
GW12916	1	8011564816442	Inner box	Pcs	268
GW12917	1	8011564816459	Inner box	Pcs	268
GW12918	1	8011564816466	Inner box	Pcs	268

GW 13

GW13006	1	8034035071706	Inner box	Pcs	250
GW13039	1	8034035071843	Inner box	Pcs	253
GW13054	1	8034035071911	Inner box	Pcs	250
GW13136	1	8034035072239	Inner box	Pcs	250
GW13145	1	8034035072321	Inner box	Pcs	250
GW13196	1	8034035072536	Inner box	Pcs	252
GW13198	1	8034035072550	Inner box	Pcs	252
GW13199	1	8034035072567	Inner box	Pcs	252
GW13246	1	8034035072666	Inner box	Pcs	254
GW13311	1	8034035072833	Inner box	Pcs	254
GW13312	1	8034035072840	Inner box	Pcs	254
GW13321	1	8034035072857	Inner box	Pcs	255
GW13322	1	8034035072864	Inner box	Pcs	255
GW13331	1	8034035072871	Inner box	Pcs	255
GW13361	1	8034035072895	Inner box	Pcs	255
GW13362	1	8034035072901	Inner box	Pcs	255
GW13363	1	8034035072918	Inner box	Pcs	255
GW13367	1	8034035072925	Inner box	Pcs	256
GW13371	1	8034035072932	Inner box	Pcs	255
GW13372	1	8034035072949	Inner box	Pcs	255
GW13373	1	8034035072956	Inner box	Pcs	255
GW13377	1	8034035072963	Inner box	Pcs	256
GW13381	1	8034035072970	Inner box	Pcs	256
GW13382	1	8034035072987	Inner box	Pcs	256
GW13383	1	8034035072994	Inner box	Pcs	256
GW13386	1	8034035073007	Bag	Pcs	256
GW13387	1	8034035073014	Bag	Pcs	256
GW13401	1	8034035073045	Inner box	Pcs	257
GW13406	1	8034035073052	Inner box	Pcs	257
GW13409	1	8034035073069	Inner box	Pcs	257
GW13421	1	8034035073076	Inner box	Pcs	257
GW13422	1	8034035073083	Inner box	Pcs	257
GW13423	1	8034035073090	Inner box	Pcs	257
GW13424	1	8034035073106	Inner box	Pcs	257

Quick Reference

Code	Quantity	Barcode	Packaging type	Unit of measure	Page
GW13431	1	8034035073113	Inner box	Pcs	258
GW13438	1	8034035073175	Inner box	Pcs	258
GW13449	1	8034035088674	Inner box	Pcs	259
GW13453	1	8034035073229	Inner box	Pcs	258
GW13454	1	8034035073236	Inner box	Pcs	258
GW13458	1	8034035073243	Inner box	Pcs	258
GW13459	1	8034035073250	Inner box	Pcs	258
GW13461	1	8034035073267	Inner box	Pcs	259
GW13462	1	8034035073274	Inner box	Pcs	259
GW13463	1	8034035073281	Inner box	Pcs	259
GW13466	1	8034035073298	Inner box	Pcs	259
GW13467	1	8034035073304	Inner box	Pcs	259
GW13468	1	8034035073311	Inner box	Pcs	259
GW13482	1	8034035073328	Inner box	Pcs	259
GW13483	1	8034035073335	Inner box	Pcs	259
GW13485	1	8034035073342	Inner box	Pcs	259
GW13486	1	8034035073359	Inner box	Pcs	259
GW13488	1	8034035073366	Inner box	Pcs	259
GW13489	1	8034035073373	Inner box	Pcs	259
GW13491	1	8034035073380	Inner box	Pcs	259
GW13492	1	8034035073397	Inner box	Pcs	260
GW13564	1	8034035073526	Inner box	Pcs	263
GW13567	1	8034035073540	Inner box	Pcs	263
GW13568	1	8034035073557	Inner box	Pcs	263
GW13572A	1	8034035073564	Inner box	Pcs	263
GW13573A	1	8034035073571	Inner box	Pcs	263
GW13575	1	8034035090981	Inner box	Pcs	263
GW13594	1	8034035090998	Inner box	Pcs	252
GW13601	1	8034035073618	Inner box	Pcs	262
GW13602	1	8034035073625	Inner box	Pcs	262
GW13606	1	8034035073632	Inner box	Pcs	262
GW13607	1	8034035073649	Inner box	Pcs	262
GW13611	1	8034035073656	Inner box	Pcs	262
GW13612	1	8034035073663	Inner box	Pcs	262
GW13621	1	8034035073670	Inner box	Pcs	260
GW13622	1	8034035073687	Inner box	Pcs	260
GW13623	1	8034035073694	Inner box	Pcs	260
GW13624	1	8034035073700	Inner box	Pcs	260
GW13628	1	8034035073717	Inner box	Pcs	260
GW13629	1	8034035073724	Inner box	Pcs	260
GW13631	1	8034035073731	Inner box	Pcs	260
GW13632	1	8034035073748	Inner box	Pcs	260
GW13633	1	8034035073755	Inner box	Pcs	260
GW13634	1	8034035073762	Inner box	Pcs	260
GW13651	1	8034035073816	Inner box	Pcs	261
GW13656	1	8034035073823	Inner box	Pcs	261
GW13661	1	8034035073830	Inner box	Pcs	261
GW13662	1	8034035073847	Inner box	Pcs	261
GW13663	1	8034035073854	Inner box	Pcs	261
GW13666	1	8034035073861	Inner box	Pcs	261
GW13705	1	8034035073908	Inner box	Pcs	262
GW13721	1	8034035073922	Inner box	Pcs	253
GW13724	1	8034035073946	Inner box	Pcs	253
GW13726	1	8034035073953	Inner box	Pcs	253
GW13736	1	8034035073991	Inner box	Pcs	253
GW13912	1	8034035074288	Inner box	Pcs	251
GW13913	1	8034035074295	Inner box	Pcs	251
GW13914	1	8034035074301	Inner box	Pcs	251
GW13915	1	8034035074318	Inner box	Pcs	251
GW13916	1	8034035074325	Inner box	Pcs	251
GW13917	1	8034035074332	Inner box	Pcs	251
GW13918	1	8034035074349	Inner box	Pcs	251

GW 14

GW14001DY	1	8034035137099	Blister	Pcs	284
GW14006	1	8011564265363	Inner box	Pcs	284

Code	Quantity	Barcode	Packaging type	Unit of measure	Page
GW14031DY	1	8034035137808	Blister	Pcs	284
GW14039	1	8011564439320	Inner box	Pcs	287
GW14051DY01	1	8034035137334	Blister	Pcs	284
GW14054	1	8011564265578	Inner box	Pcs	284
GW14071DY	1	8034035056895	Heat shrink film	Pcs	284
GW14091DY01	1	8034035137372	Blister	Pcs	284
GW14131DY01	1	8034035137402	Blister	Pcs	285
GW14136	1	8011564265882	Inner box	Pcs	285
GW14145	1	8011564265974	Inner box	Pcs	285
GW14195DY	1	8034035056963	Heat shrink film	Pcs	286
GW14196	1	8011564266254	Inner box	Pcs	286
GW14198	1	8011564266278	Inner box	Pcs	286
GW14199	1	8011564266285	Inner box	Pcs	286
GW14203DY	1	8034035137440	Blister	Pcs	288
GW14241DY01	1	8034035137853	Blister	Pcs	289
GW14246	1	8011564266377	Inner box	Pcs	288
GW14246	1	8011564266377	Inner box	Pcs	289
GW14299	12	8011564916791	Inner box	Pcs	289
GW14311	1	8011564266490	Inner box	Pcs	290
GW14312	1	8011564279261	Inner box	Pcs	290
GW14321	1	8011564266506	Inner box	Pcs	290
GW14322	1	8011564266728	Inner box	Pcs	290
GW14331	1	8011564266735	Inner box	Pcs	290
GW14361	1	8011564266742	Inner box	Pcs	290
GW14361DY	1	8034035137488	Blister	Pcs	290
GW14362	1	8011564266759	Inner box	Pcs	290
GW14362DY	1	8034035137518	Blister	Pcs	290
GW14363	1	8011564266766	Inner box	Pcs	290
GW14367	1	8011564823723	Inner box	Pcs	291
GW14371	1	8011564266803	Inner box	Pcs	291
GW14372	1	8011564267015	Inner box	Pcs	291
GW14373	1	8011564267022	Inner box	Pcs	291
GW14377	1	8011564823754	Inner box	Pcs	291
GW14381	1	8011564267060	Inner box	Pcs	291
GW14382	1	8011564267077	Inner box	Pcs	291
GW14383	1	8011564295025	Inner box	Pcs	291
GW14386	1	8011564718258	Bag	Pcs	291
GW14387	1	8011564718265	Bag	Pcs	291
GW14401	1	8011564267084	Inner box	Pcs	292
GW14406	1	8011564267237	Inner box	Pcs	292
GW14409	1	8011564823785	Inner box	Pcs	292
GW14421	1	8011564267268	Inner box	Pcs	292
GW14421DY	1	8034035137563	Blister	Pcs	292
GW14422	1	8011564267275	Inner box	Pcs	292
GW14423	1	8011564267299	Inner box	Pcs	292
GW14424	1	8011564267305	Inner box	Pcs	292
GW14431	1	8011564295445	Inner box	Pcs	293
GW14438	1	8011564719880	Inner box	Pcs	293
GW14449	1	8034035088681	Inner box	Pcs	294
GW14453	1	8011564265172	Inner box	Pcs	293
GW14454	1	8011564265196	Inner box	Pcs	293
GW14458	1	8011564719262	Inner box	Pcs	293
GW14459	1	8011564780774	Inner box	Pcs	293
GW14461	1	8011564265202	Inner box	Pcs	294
GW14462	1	8011564267718	Inner box	Pcs	294
GW14463	1	8011564267725	Inner box	Pcs	294
GW14466	1	8011564267732	Inner box	Pcs	294
GW14467	1	8011564267749	Inner box	Pcs	294
GW14468	1	8011564267756	Inner box	Pcs	294
GW14482	1	8011564267763	Inner box	Pcs	294
GW14483	1	8011564267770	Inner box	Pcs	294
GW14485	1	8011564267787	Inner box	Pcs	294
GW14486	1	8011564267794	Inner box	Pcs	294
GW14488	1	8011564267800	Inner box	Pcs	294
GW14489	1	8011564267817	Inner box	Pcs	294

Code	Quantity	Barcode	Packaging type	Unit of measure	Page
GW14491	1	8011564267824	Inner box	Pcs	294
GW14492	1	8011564267831	Inner box	Pcs	295
GW14564	1	8011564267978	Inner box	Pcs	298
GW14564DY	1	8034035137594	Blister	Pcs	298
GW14567	1	8011564267985	Inner box	Pcs	298
GW14568	1	8011564267992	Inner box	Pcs	299
GW14575	1	8034035091056	Inner box	Pcs	298
GW14581	1	8011564268029	Inner box	Pcs	297
GW14594	1	8034035091063	Inner box	Pcs	286
GW14601	1	8011564268203	Inner box	Pcs	297
GW14602	1	8011564268258	Inner box	Pcs	297
GW14606	1	8011564268289	Inner box	Pcs	297
GW14607	1	8011564268319	Inner box	Pcs	297
GW14611	1	8011564268340	Inner box	Pcs	297
GW14612	1	8011564268371	Inner box	Pcs	297
GW14621	1	8011564268418	Inner box	Pcs	295
GW14622	1	8011564268432	Inner box	Pcs	295
GW14623	1	8011564268470	Inner box	Pcs	295
GW14624	1	8011564268500	Inner box	Pcs	295
GW14628	1	8011564268524	Inner box	Pcs	295
GW14629	1	8011564268531	Inner box	Pcs	295
GW14631	1	8011564268548	Inner box	Pcs	295
GW14632	1	8011564268555	Inner box	Pcs	295
GW14633	1	8011564268586	Inner box	Pcs	295
GW14634	1	8011564268593	Inner box	Pcs	295
GW14651	1	8011564268647	Inner box	Pcs	296
GW14656	1	8011564268654	Inner box	Pcs	296
GW14661	1	8011564438309	Inner box	Pcs	296
GW14662	1	8011564295049	Inner box	Pcs	296
GW14663	1	8011564840249	Inner box	Pcs	296
GW14666	1	8011564268661	Inner box	Pcs	296
GW14703	1	8011564268685	Inner box	Pcs	298
GW14705	1	8011564268692	Inner box	Pcs	298
GW14721	1	8011564268791	Inner box	Pcs	287
GW14724	1	8011564268852	Inner box	Pcs	287
GW14726	1	8011564268876	Inner box	Pcs	287
GW14736	1	8011564752573	Inner box	Pcs	288
GW14912	1	8011564705128	Inner box	Pcs	285
GW14913	1	8011564705135	Inner box	Pcs	285
GW14914	1	8011564705142	Inner box	Pcs	286
GW14915	1	8011564764149	Inner box	Pcs	285
GW14916	1	8011564816473	Inner box	Pcs	285
GW14917	1	8011564816480	Inner box	Pcs	285
GW14918	1	8011564816497	Inner box	Pcs	285

GW 15

GW15006	1	8034035074400	Inner box	Pcs	234
GW15039	1	8034035074547	Inner box	Pcs	237
GW15054	1	8034035074615	Inner box	Pcs	234
GW15136	1	8034035074936	Inner box	Pcs	234
GW15145	1	8034035075025	Inner box	Pcs	234
GW15196	1	8034035075230	Inner box	Pcs	236
GW15198	1	8034035075254	Inner box	Pcs	236
GW15199	1	8034035075261	Inner box	Pcs	236
GW15246	1	8034035075360	Inner box	Pcs	238
GW15311	1	8034035075537	Inner box	Pcs	238
GW15312	1	8034035075544	Inner box	Pcs	238
GW15321	1	8034035075551	Inner box	Pcs	239
GW15322	1	8034035075568	Inner box	Pcs	239
GW15331	1	8034035075575	Inner box	Pcs	239
GW15361	1	8034035075599	Inner box	Pcs	239
GW15362	1	8034035075605	Inner box	Pcs	239
GW15363	1	8034035075612	Inner box	Pcs	239
GW15367	1	8034035075629	Inner box	Pcs	240
GW15371	1	8034035075636	Inner box	Pcs	239
GW15372	1	8034035075643	Inner box	Pcs	239

Code	Quantity	Barcode	Packaging type	Unit of measure	Page
GW15373	1	8034035075650	Inner box	Pcs	239
GW15377	1	8034035075667	Inner box	Pcs	240
GW15381	1	8034035075674	Inner box	Pcs	240
GW15382	1	8034035075681	Inner box	Pcs	240
GW15383	1	8034035075698	Inner box	Pcs	240
GW15386	1	8034035075704	Bag	Pcs	240
GW15387	1	8034035075711	Bag	Pcs	240
GW15401	1	8034035075742	Inner box	Pcs	241
GW15406	1	8034035075759	Inner box	Pcs	241
GW15409	1	8034035075766	Inner box	Pcs	241
GW15421	1	8034035075773	Inner box	Pcs	241
GW15422	1	8034035075780	Inner box	Pcs	241
GW15423	1	8034035075797	Inner box	Pcs	241
GW15424	1	8034035075803	Inner box	Pcs	241
GW15431	1	8034035075810	Inner box	Pcs	242
GW15438	1	8034035075872	Inner box	Pcs	242
GW15449	1	8034035088698	Inner box	Pcs	243
GW15453	1	8034035075926	Inner box	Pcs	242
GW15454	1	8034035075933	Inner box	Pcs	242
GW15458	1	8034035075940	Inner box	Pcs	242
GW15459	1	8034035075957	Inner box	Pcs	242
GW15461	1	8034035075964	Inner box	Pcs	243
GW15462	1	8034035075971	Inner box	Pcs	243
GW15463	1	8034035075988	Inner box	Pcs	243
GW15466	1	8034035075995	Inner box	Pcs	243
GW15467	1	8034035076008	Inner box	Pcs	243
GW15468	1	8034035076015	Inner box	Pcs	243
GW15482	1	8034035076022	Inner box	Pcs	243
GW15483	1	8034035076039	Inner box	Pcs	243
GW15485	1	8034035076046	Inner box	Pcs	243
GW15486	1	8034035076053	Inner box	Pcs	243
GW15488	1	8034035076060	Inner box	Pcs	243
GW15489	1	8034035076077	Inner box	Pcs	243
GW15491	1	8034035076084	Inner box	Pcs	243
GW15492	1	8034035076091	Inner box	Pcs	244
GW15564	1	8034035076220	Inner box	Pcs	247
GW15567	1	8034035076244	Inner box	Pcs	247
GW15568	1	8034035076251	Inner box	Pcs	247
GW15572A	1	8034035076268	Inner box	Pcs	247
GW15573A	1	8034035076275	Inner box	Pcs	247
GW15575	1	8034035091124	Inner box	Pcs	246
GW15594	1	8034035091131	Inner box	Pcs	236
GW15601	1	8034035076312	Inner box	Pcs	245
GW15602	1	8034035076329	Inner box	Pcs	245
GW15606	1	8034035076336	Inner box	Pcs	246
GW15607	1	8034035076343	Inner box	Pcs	246
GW15611	1	8034035076350	Inner box	Pcs	246
GW15612	1	8034035076367	Inner box	Pcs	246
GW15621	1	8034035076374	Inner box	Pcs	244
GW15622	1	8034035076381	Inner box	Pcs	244
GW15623	1	8034035076398	Inner box	Pcs	244
GW15624	1	8034035076404	Inner box	Pcs	244
GW15628	1	8034035076411	Inner box	Pcs	244
GW15629	1	8034035076428	Inner box	Pcs	244
GW15631	1	8034035076435	Inner box	Pcs	244
GW15632	1	8034035076442	Inner box	Pcs	244
GW15633	1	8034035076459	Inner box	Pcs	244
GW15634	1	8034035076466	Inner box	Pcs	244
GW15651	1	8034035076510	Inner box	Pcs	245
GW15656	1	8034035076527	Inner box	Pcs	245
GW15662	1	8034035076541	Inner box	Pcs	245
GW15663	1	8034035076558	Inner box	Pcs	245
GW15666	1	8034035076565	Inner box	Pcs	245
GW15705	1	8034035076602	Inner box	Pcs	246
GW15721	1	8034035076626	Inner box	Pcs	237

Quick Reference

Code	Quantity	Barcode	Packaging type	Unit of measure	Page
GW15724	1	8034035076640	Inner box	Pcs	237
GW15726	1	8034035076657	Inner box	Pcs	237
GW15736	1	8034035076695	Inner box	Pcs	237
GW15912	1	8034035076985	Inner box	Pcs	235
GW15913	1	8034035076992	Inner box	Pcs	235
GW15914	1	8034035077005	Inner box	Pcs	235
GW15915	1	8034035077012	Inner box	Pcs	235
GW15916	1	8034035077029	Inner box	Pcs	235
GW15917	1	8034035077036	Inner box	Pcs	235
GW15918	1	8034035077043	Inner box	Pcs	235

GW 16

GW16001BR	1	8034035100567	Blister	Pcs	203
GW16001BS	1	8034035100925	Blister	Pcs	204
GW16001CP	1	8034035100819	Blister	Pcs	204
GW16001CS	1	8034035100765	Blister	Pcs	204
GW16001CY	1	8034035098383	Blister	Pcs	202
GW16001DB	1	8034035098345	Blister	Pcs	203
GW16001GR	1	8034035099182	Blister	Pcs	203
GW16001PW	1	8034035098222	Blister	Pcs	202
GW16001SG	1	8034035100710	Blister	Pcs	204
GW16001ST	1	8034035100635	Blister	Pcs	203
GW16002BR	1	8034035100574	Blister	Pcs	203
GW16002CS	1	8034035100772	Blister	Pcs	204
GW16002CY	1	8034035098390	Blister	Pcs	202
GW16002DB	1	8034035098352	Blister	Pcs	203
GW16002DS	1	8034035098314	Blister	Pcs	202
GW16002GR	1	8034035099199	Blister	Pcs	203
GW16002NB	1	8034035098277	Blister	Pcs	202
GW16002PW	1	8034035098239	Blister	Pcs	202
GW16002SG	1	8034035100727	Blister	Pcs	204
GW16003BR	1	8034035100581	Blister	Pcs	203
GW16003BS	1	8034035100949	Blister	Pcs	204
GW16003CP	1	8034035100833	Blister	Pcs	204
GW16003CS	1	8034035100789	Blister	Pcs	204
GW16003CY	1	8034035096686	Blister	Pcs	202
GW16003DB	1	8034035096679	Blister	Pcs	203
GW16003DS	1	8034035096662	Blister	Pcs	202
GW16003GR	1	8034035100604	Blister	Pcs	203
GW16003NB	1	8034035096655	Blister	Pcs	202
GW16003PW	1	8034035096648	Blister	Pcs	202
GW16003SG	1	8034035100734	Blister	Pcs	204
GW16003ST	1	8034035100536	Blister	Pcs	203
GW16004BR	1	8034035100598	Blister	Pcs	203
GW16004BS	1	8034035100956	Blister	Pcs	204
GW16004CP	1	8034035100840	Blister	Pcs	204
GW16004CS	1	8034035100796	Blister	Pcs	204
GW16004CY	1	8034035098406	Blister	Pcs	202
GW16004DS	1	8034035098321	Blister	Pcs	202
GW16004GR	1	8034035100611	Blister	Pcs	203
GW16004NB	1	8034035098284	Blister	Pcs	202
GW16004PW	1	8034035098246	Blister	Pcs	202
GW16004SG	1	8034035100741	Blister	Pcs	204
GW16004ST	1	8034035100543	Blister	Pcs	203
GW16007BR	1	8034035100703	Blister	Pcs	203
GW16007BS	1	8034035100963	Blister	Pcs	204
GW16007CP	1	8034035100857	Blister	Pcs	204
GW16007CS	1	8034035100802	Blister	Pcs	204
GW16007CY	1	8034035098413	Blister	Pcs	202
GW16007DB	1	8034035098376	Blister	Pcs	203
GW16007DS	1	8034035098338	Blister	Pcs	202
GW16007GR	1	8034035100628	Blister	Pcs	203
GW16007NB	1	8034035098291	Blister	Pcs	202
GW16007PW	1	8034035098253	Blister	Pcs	202
GW16007SG	1	8034035100758	Blister	Pcs	204
GW16007ST	1	8034035100550	Blister	Pcs	203

Code	Quantity	Barcode	Packaging type	Unit of measure	Page
GW16022BR	1	8034035104763	Blister	Pcs	185
GW16022BS	1	8034035104770	Blister	Pcs	186
GW16022CP	1	8034035104831	Blister	Pcs	186
GW16022CS	1	8034035104848	Blister	Pcs	185
GW16022CY	1	8034035104749	Blister	Pcs	184
GW16022DB	1	8034035104817	Blister	Pcs	185
GW16022DS	1	8034035104787	Blister	Pcs	184
GW16022GR	1	8034035104794	Blister	Pcs	185
GW16022NB	1	8034035104800	Blister	Pcs	184
GW16022PW	1	8034035104756	Blister	Pcs	184
GW16022SG	1	8034035104824	Blister	Pcs	186
GW16022ST	1	8034035104732	Blister	Pcs	185
GW16023BR	1	8034035104527	Blister	Pcs	185
GW16023BS	1	8034035104534	Blister	Pcs	186
GW16023CP	1	8034035104596	Blister	Pcs	186
GW16023CS	1	8034035104602	Blister	Pcs	185
GW16023CY	1	8034035104503	Blister	Pcs	184
GW16023DB	1	8034035104572	Blister	Pcs	185
GW16023DS	1	8034035104541	Blister	Pcs	184
GW16023GR	1	8034035104558	Blister	Pcs	185
GW16023NB	1	8034035104565	Blister	Pcs	184
GW16023PW	1	8034035104510	Blister	Pcs	184
GW16023SG	1	8034035104589	Blister	Pcs	186
GW16023ST	1	8034035104497	Blister	Pcs	185
GW16024BR	1	8034035104640	Blister	Pcs	185
GW16024BS	1	8034035104657	Blister	Pcs	186
GW16024CP	1	8034035104718	Blister	Pcs	186
GW16024CS	1	8034035104725	Blister	Pcs	185
GW16024CY	1	8034035104626	Blister	Pcs	184
GW16024DB	1	8034035104695	Blister	Pcs	185
GW16024DS	1	8034035104664	Blister	Pcs	184
GW16024GR	1	8034035104671	Blister	Pcs	185
GW16024NB	1	8034035104688	Blister	Pcs	184
GW16024PW	1	8034035104633	Blister	Pcs	184
GW16024SG	1	8034035104701	Blister	Pcs	186
GW16024ST	1	8034035104619	Blister	Pcs	185
GW16026BR	1	8034035104404	Blister	Pcs	185
GW16026BS	1	8034035104411	Blister	Pcs	186
GW16026CP	1	8034035104473	Blister	Pcs	186
GW16026CS	1	8034035104480	Blister	Pcs	185
GW16026CY	1	8034035103988	Blister	Pcs	184
GW16026DB	1	8034035104459	Blister	Pcs	185
GW16026DS	1	8034035104428	Blister	Pcs	184
GW16026GR	1	8034035104435	Blister	Pcs	185
GW16026NB	1	8034035104442	Blister	Pcs	184
GW16026PW	1	8034035103995	Blister	Pcs	184
GW16026SG	1	8034035104466	Blister	Pcs	186
GW16026ST	1	8034035103971	Blister	Pcs	185
GW16101TB	1	8011564806719	Blister	Pcs	194
GW16101TC	1	8011564806740	Blister	Pcs	194
GW16101TI	1	8011564806733	Blister	Pcs	194
GW16101TN	1	8011564806726	Blister	Pcs	194
GW16101VD	1	8034035095924	Blister	Pcs	195
GW16101VL	1	8034035081651	Blister	Pcs	195
GW16101VN	1	8034035051401	Blister	Pcs	195
GW16101VO	1	8034035096389	Blister	Pcs	196
GW16101VT	1	8011564806757	Blister	Pcs	195
GW16101VW	1	8034035081682	Blister	Pcs	195
GW16101VX	1	8034035096372	Blister	Pcs	196
GW16101VZ	1	8034035095917	Blister	Pcs	196
GW16102TB	1	8011564271111	Blister	Pcs	194
GW16102TC	1	8011564766914	Blister	Pcs	194
GW16102TI	1	8011564766877	Blister	Pcs	194
GW16102TN	1	8011564271173	Blister	Pcs	194
GW16102VD	1	8034035095931	Blister	Pcs	195

Code	Quantity	Barcode	Packaging type	Unit of measure	Page
GW16102VL	1	8034035081705	Blister	Pcs	195
GW16102VN	1	8034035051418	Blister	Pcs	195
GW16102VO	1	8034035096402	Blister	Pcs	196
GW16102VT	1	8011564271234	Blister	Pcs	195
GW16102VW	1	8034035081712	Blister	Pcs	195
GW16102VX	1	8034035096396	Blister	Pcs	196
GW16102VZ	1	8011564271531	Blister	Pcs	196
GW16103TB	1	8011564271128	Blister	Pcs	194
GW16103TC	1	8011564766921	Blister	Pcs	194
GW16103TI	1	8011564766884	Blister	Pcs	194
GW16103TN	1	8011564271180	Blister	Pcs	194
GW16103VD	1	8034035095948	Blister	Pcs	195
GW16103VL	1	8034035081057	Blister	Pcs	195
GW16103VN	1	8011564841451	Blister	Pcs	195
GW16103VO	1	8034035096426	Blister	Pcs	196
GW16103VT	1	8011564271241	Blister	Pcs	195
GW16103VW	1	8034035081736	Blister	Pcs	195
GW16103VX	1	8034035096419	Blister	Pcs	196
GW16103VZ	1	8011564271548	Blister	Pcs	196
GW16104TB	1	8011564271135	Blister	Pcs	194
GW16104TC	1	8011564766938	Blister	Pcs	194
GW16104TI	1	8011564766891	Blister	Pcs	194
GW16104TN	1	8011564271197	Blister	Pcs	194
GW16104VD	1	8034035095955	Blister	Pcs	195
GW16104VL	1	8034035081750	Blister	Pcs	195
GW16104VN	1	8011564841468	Blister	Pcs	195
GW16104VO	1	8034035096440	Blister	Pcs	196
GW16104VT	1	8011564271258	Blister	Pcs	195
GW16104VW	1	8034035081767	Blister	Pcs	195
GW16104VX	1	8034035096433	Blister	Pcs	196
GW16104VZ	1	8011564271555	Blister	Pcs	196
GW16106TB	1	8011564271142	Blister	Pcs	194
GW16106TC	1	8011564766945	Blister	Pcs	194
GW16106TI	1	8011564766907	Blister	Pcs	194
GW16106TN	1	8011564271203	Blister	Pcs	194
GW16106VD	1	8034035095962	Blister	Pcs	195
GW16106VL	1	8034035081781	Blister	Pcs	195
GW16106VN	1	8011564841475	Blister	Pcs	195
GW16106VO	1	8034035096464	Blister	Pcs	196
GW16106VT	1	8011564271265	Blister	Pcs	195
GW16106VW	1	8034035081798	Blister	Pcs	195
GW16106VX	1	8034035096457	Blister	Pcs	196
GW16106VZ	1	8011564271562	Blister	Pcs	196
GW16108TB	1	8011564271159	Blister	Pcs	194
GW16108VL	1	8034035081811	Blister	Pcs	195
GW16108VN	1	8034035083518	Blister	Pcs	195
GW16108VT	1	8011564271272	Blister	Pcs	195
GW16108VW	1	8034035081828	Blister	Pcs	195
GW16109TB	1	8034035099205	Blister	Pcs	194
GW16112TB	1	8011564271166	Blister	Pcs	194
GW16112VL	1	8034035081842	Blister	Pcs	195
GW16112VN	1	8034035083525	Blister	Pcs	195
GW16112VT	1	8011564271289	Blister	Pcs	195
GW16112VW	1	8034035081859	Blister	Pcs	195
GW16122TB	1	8011564271852	Blister	Pcs	176
GW16122TC	1	8011564767034	Blister	Pcs	176
GW16122TI	1	8011564766952	Blister	Pcs	176
GW16122TN	1	8011564271913	Blister	Pcs	176
GW16122VD	1	8034035101465	Blister	Pcs	178
GW16122VL	1	8034035101472	Blister	Pcs	177
GW16122VN	1	8034035051067	Blister	Pcs	177
GW16122VO	1	8034035101489	Blister	Pcs	178
GW16122VT	1	8011564271975	Blister	Pcs	177
GW16122VW	1	8034035101496	Blister	Pcs	177
GW16122VX	1	8034035101700	Blister	Pcs	178

Code	Quantity	Barcode	Packaging type	Unit of measure	Page
GW16122VZ	1	8011564272330	Blister	Pcs	178
GW16123TB	1	8011564271869	Blister	Pcs	176
GW16123TC	1	8011564767041	Blister	Pcs	176
GW16123TI	1	8011564766969	Blister	Pcs	176
GW16123TN	1	8011564271920	Blister	Pcs	176
GW16123VD	1	8034035101717	Blister	Pcs	178
GW16123VL	1	8034035101724	Blister	Pcs	177
GW16123VN	1	8034035051074	Blister	Pcs	177
GW16123VO	1	8034035101748	Blister	Pcs	178
GW16123VT	1	8011564271982	Blister	Pcs	177
GW16123VW	1	8034035101731	Blister	Pcs	177
GW16123VX	1	8034035101755	Blister	Pcs	178
GW16123VZ	1	8011564272347	Blister	Pcs	178
GW16124TB	1	8011564271876	Blister	Pcs	176
GW16124TC	1	8011564767058	Blister	Pcs	176
GW16124TI	1	8011564766976	Blister	Pcs	176
GW16124TN	1	8011564271937	Blister	Pcs	176
GW16124VD	1	8034035101762	Blister	Pcs	178
GW16124VL	1	8034035101779	Blister	Pcs	177
GW16124VN	1	8034035051081	Blister	Pcs	177
GW16124VO	1	8034035101786	Blister	Pcs	178
GW16124VT	1	8011564271999	Blister	Pcs	177
GW16124VW	1	8034035101793	Blister	Pcs	177
GW16124VX	1	8034035101809	Blister	Pcs	178
GW16124VZ	1	8011564272354	Blister	Pcs	178
GW16126TB	1	8011564271890	Blister	Pcs	176
GW16126TC	1	8011564767072	Blister	Pcs	176
GW16126TI	1	8011564766990	Blister	Pcs	176
GW16126TN	1	8011564271951	Blister	Pcs	176
GW16126VD	1	8034035101861	Blister	Pcs	178
GW16126VL	1	8034035101878	Blister	Pcs	177
GW16126VN	1	8034035051098	Blister	Pcs	177
GW16126VO	1	8034035101892	Blister	Pcs	178
GW16126VT	1	8011564272019	Blister	Pcs	177
GW16126VW	1	8034035101885	Blister	Pcs	177
GW16126VX	1	8034035101908	Blister	Pcs	178
GW16126VZ	1	8011564272378	Blister	Pcs	178
GW16127TB	1	8011564271906	Blister	Pcs	176
GW16127TC	1	8011564767089	Blister	Pcs	176
GW16127TI	1	8011564767003	Blister	Pcs	176
GW16127TN	1	8011564271968	Blister	Pcs	176
GW16127VD	1	8034035101816	Blister	Pcs	178
GW16127VL	1	8034035101823	Blister	Pcs	177
GW16127VN	1	8034035051807	Blister	Pcs	177
GW16127VO	1	8034035101847	Blister	Pcs	178
GW16127VT	1	8011564272026	Blister	Pcs	177
GW16127VW	1	8034035101830	Blister	Pcs	177
GW16127VX	1	8034035101854	Blister	Pcs	178
GW16127VZ	1	8011564272385	Blister	Pcs	178
GW16128TB	1	8011564293793	Blister	Pcs	176
GW16128TC	1	8011564767096	Blister	Pcs	176
GW16128TI	1	8011564767010	Blister	Pcs	176
GW16128TN	1	8011564293809	Blister	Pcs	176
GW16128VD	1	8034035101977	Blister	Pcs	178
GW16128VL	1	8034035101984	Blister	Pcs	177
GW16128VN	1	8034035051814	Blister	Pcs	177
GW16128VO	1	8034035101991	Blister	Pcs	178
GW16128VT	1	8011564293977	Blister	Pcs	177
GW16128VW	1	8034035102004	Blister	Pcs	177
GW16128VX	1	8034035102011	Blister	Pcs	178
GW16128VZ	1	8034035102028	Blister	Pcs	178
GW16129TB	1	8011564294011	Blister	Pcs	176
GW16129TC	1	8011564767102	Blister	Pcs	176
GW16129TI	1	8011564767027	Blister	Pcs	176
GW16129TN	1	8011564294028	Blister	Pcs	176

Quick Reference

Code	Quantity	Barcode	Packaging type	Unit of measure	Page
GW16129VD	1	8034035101915	Blister	Pcs	178
GW16129VL	1	8034035101922	Blister	Pcs	177
GW16129VN	1	8034035051821	Blister	Pcs	177
GW16129VO	1	8034035101953	Blister	Pcs	178
GW16129VT	1	8011564294097	Blister	Pcs	177
GW16129VW	1	8034035101939	Blister	Pcs	177
GW16129VX	1	8034035101960	Blister	Pcs	178
GW16129VZ	1	8034035101946	Blister	Pcs	178
GW16202TB	1	8011564272637	Inner box	Pcs	206
GW16202TN	1	8011564272675	Inner box	Pcs	206
GW16202VA	1	8011564272750	Inner box	Pcs	207
GW16202VT	1	8011564272712	Inner box	Pcs	207
GW16202WS	1	8034035058691	Inner box	Pcs	210
GW16202XA	1	8011564870253	Inner box	Pcs	209
GW16202XE	1	8034035095122	Inner box	Pcs	209
GW16202XF	1	8034035093074	Inner box	Pcs	209
GW16202XG	1	8034035095054	Inner box	Pcs	210
GW16202XL	1	8034035070280	Inner box	Pcs	208
GW16202XM	1	8034035070297	Inner box	Pcs	208
GW16202XP	1	8034035093036	Inner box	Pcs	208
GW16202XQ	1	8034035095269	Inner box	Pcs	210
GW16202XR	1	8034035095207	Inner box	Pcs	209
GW16202XS	1	8034035092992	Inner box	Pcs	209
GW16202XV	1	8034035092794	Inner box	Pcs	208
GW16202XW	1	8034035070303	Inner box	Pcs	208
GW16202YB	1	8034035070310	Inner box	Pcs	206
GW16202YN	1	8034035092916	Inner box	Pcs	206
GW16202YT	1	8034035070327	Inner box	Pcs	207
GW16203TB	1	8011564272644	Inner box	Pcs	206
GW16203TN	1	8011564272682	Inner box	Pcs	206
GW16203VA	1	8011564272767	Inner box	Pcs	207
GW16203VT	1	8011564272729	Inner box	Pcs	207
GW16203WS	1	8034035058806	Inner box	Pcs	210
GW16203XA	1	8011564870260	Inner box	Pcs	209
GW16203XE	1	8034035095139	Inner box	Pcs	209
GW16203XF	1	8034035093081	Inner box	Pcs	209
GW16203XG	1	8034035095061	Inner box	Pcs	210
GW16203XL	1	8034035070334	Inner box	Pcs	208
GW16203XM	1	8034035070341	Inner box	Pcs	208
GW16203XP	1	8034035093043	Inner box	Pcs	208
GW16203XQ	1	8034035095276	Inner box	Pcs	210
GW16203XR	1	8034035095214	Inner box	Pcs	209
GW16203XS	1	8034035093005	Inner box	Pcs	209
GW16203XV	1	8034035093302	Inner box	Pcs	208
GW16203XW	1	8034035070358	Inner box	Pcs	208
GW16203YA	1	8034035092961	Inner box	Pcs	207
GW16203YB	1	8034035070365	Inner box	Pcs	206
GW16203YN	1	8034035092923	Inner box	Pcs	206
GW16203YT	1	8034035070372	Inner box	Pcs	207
GW16204TB	1	8011564272651	Inner box	Pcs	206
GW16204TN	1	8011564272699	Inner box	Pcs	206
GW16204VA	1	8011564272774	Inner box	Pcs	207
GW16204VT	1	8011564272736	Inner box	Pcs	207
GW16204WS	1	8034035058813	Inner box	Pcs	210
GW16204XA	1	8011564870277	Inner box	Pcs	209
GW16204XE	1	8034035095146	Inner box	Pcs	209
GW16204XF	1	8034035093098	Inner box	Pcs	209
GW16204XG	1	8034035095078	Inner box	Pcs	210
GW16204XL	1	8034035070389	Inner box	Pcs	208
GW16204XM	1	8034035070396	Inner box	Pcs	208
GW16204XP	1	8034035093050	Inner box	Pcs	208
GW16204XQ	1	8034035095283	Inner box	Pcs	210
GW16204XR	1	8034035095221	Inner box	Pcs	209
GW16204XS	1	8034035093012	Inner box	Pcs	209
GW16204XV	1	8034035093319	Inner box	Pcs	208

Code	Quantity	Barcode	Packaging type	Unit of measure	Page
GW16204XW	1	8034035070402	Inner box	Pcs	208
GW16204YA	1	8034035092978	Inner box	Pcs	207
GW16204YB	1	8034035077647	Inner box	Pcs	206
GW16204YN	1	8034035092930	Inner box	Pcs	206
GW16204YT	1	8034035077654	Inner box	Pcs	207
GW16206TB	1	8011564272668	Inner box	Pcs	206
GW16206TN	1	8011564272705	Inner box	Pcs	206
GW16206VA	1	8011564272781	Inner box	Pcs	207
GW16206VT	1	8011564272743	Inner box	Pcs	207
GW16206WS	1	8034035058820	Inner box	Pcs	210
GW16206XA	1	8011564870284	Inner box	Pcs	209
GW16206XE	1	8034035095160	Inner box	Pcs	209
GW16206XF	1	8034035093104	Inner box	Pcs	209
GW16206XG	1	8034035095085	Inner box	Pcs	210
GW16206XL	1	8034035080227	Inner box	Pcs	208
GW16206XM	1	8034035080517	Inner box	Pcs	208
GW16206XP	1	8034035093067	Inner box	Pcs	208
GW16206XQ	1	8034035095290	Inner box	Pcs	210
GW16206XR	1	8034035095238	Inner box	Pcs	209
GW16206XS	1	8034035093029	Inner box	Pcs	209
GW16206XV	1	8034035093326	Inner box	Pcs	208
GW16206XW	1	8034035077678	Inner box	Pcs	208
GW16206YB	1	8034035077685	Inner box	Pcs	206
GW16206YN	1	8034035092947	Inner box	Pcs	206
GW16206YT	1	8034035070419	Inner box	Pcs	207
GW16222TB	1	8011564273351	Inner box	Pcs	188
GW16222TN	1	8011564273412	Inner box	Pcs	188
GW16222VA	1	8011564273535	Inner box	Pcs	189
GW16222VT	1	8011564273474	Inner box	Pcs	189
GW16222WS	1	8034035103698	Inner box	Pcs	191
GW16222XG	1	8034035104008	Inner box	Pcs	191
GW16222XL	1	8034035103353	Inner box	Pcs	190
GW16222XM	1	8034035098185	Inner box	Pcs	190
GW16222XQ	1	8034035098192	Inner box	Pcs	192
GW16222XW	1	8034035098215	Inner box	Pcs	190
GW16222YA	1	8034035103278	Inner box	Pcs	189
GW16222YB	1	8011564834545	Inner box	Pcs	188
GW16222YN	1	8034035103285	Inner box	Pcs	188
GW16222YT	1	8034035103292	Inner box	Pcs	189
GW16223TB	1	8011564273368	Inner box	Pcs	188
GW16223TN	1	8011564273429	Inner box	Pcs	188
GW16223VA	1	8011564273542	Inner box	Pcs	189
GW16223VT	1	8011564273481	Inner box	Pcs	189
GW16223WS	1	8034035104053	Inner box	Pcs	191
GW16223XG	1	8034035104060	Inner box	Pcs	191
GW16223XL	1	8034035103384	Inner box	Pcs	190
GW16223XM	1	8034035103896	Inner box	Pcs	190
GW16223XQ	1	8034035104077	Inner box	Pcs	192
GW16223XW	1	8034035103391	Inner box	Pcs	190
GW16223YA	1	8034035103537	Inner box	Pcs	189
GW16223YB	1	8011564834552	Inner box	Pcs	188
GW16223YT	1	8034035103551	Inner box	Pcs	189
GW16224TB	1	8011564273375	Inner box	Pcs	188
GW16224TN	1	8011564273436	Inner box	Pcs	188
GW16224VA	1	8011564273559	Inner box	Pcs	189
GW16224VT	1	8011564273498	Inner box	Pcs	189
GW16224WS	1	8034035104015	Inner box	Pcs	191
GW16224XG	1	8034035104022	Inner box	Pcs	191
GW16224XL	1	8034035103360	Inner box	Pcs	190
GW16224XM	1	8034035103889	Inner box	Pcs	190
GW16224XQ	1	8034035104039	Inner box	Pcs	192
GW16224XW	1	8034035103377	Inner box	Pcs	190
GW16224YA	1	8034035103506	Inner box	Pcs	189
GW16224YB	1	8011564834576	Inner box	Pcs	188
GW16224YT	1	8034035103520	Inner box	Pcs	189

Code	Quantity	Barcode	Packaging type	Unit of measure	Page
GW16226TB	1	8011564273399	Inner box	Pcs	188
GW16226TN	1	8011564273450	Inner box	Pcs	188
GW16226VA	1	8011564273573	Inner box	Pcs	189
GW16226VT	1	8011564273511	Inner box	Pcs	189
GW16226WS	1	8034035104138	Inner box	Pcs	191
GW16226XG	1	8034035104145	Inner box	Pcs	191
GW16226XL	1	8034035103438	Inner box	Pcs	190
GW16226XM	1	8034035103919	Inner box	Pcs	190
GW16226XQ	1	8034035104152	Inner box	Pcs	192
GW16226XW	1	8034035103421	Inner box	Pcs	190
GW16226YA	1	8034035103612	Inner box	Pcs	189
GW16226YB	1	8011564834569	Inner box	Pcs	188
GW16226YN	1	8034035103599	Inner box	Pcs	188
GW16226YT	1	8034035103605	Inner box	Pcs	189
GW16227TB	1	8011564273405	Inner box	Pcs	188
GW16227TN	1	8011564273467	Inner box	Pcs	188
GW16227VA	1	8011564273580	Inner box	Pcs	189
GW16227VT	1	8011564273528	Inner box	Pcs	189
GW16227WS	1	8034035104091	Inner box	Pcs	191
GW16227XG	1	8034035104107	Inner box	Pcs	191
GW16227XL	1	8034035103407	Inner box	Pcs	190
GW16227XM	1	8034035103902	Inner box	Pcs	190
GW16227XQ	1	8034035104114	Inner box	Pcs	192
GW16227XW	1	8034035103414	Inner box	Pcs	190
GW16227YA	1	8034035103568	Inner box	Pcs	189
GW16227YB	1	8011564834590	Inner box	Pcs	188
GW16227YT	1	8034035103582	Inner box	Pcs	189
GW16228TB	1	8011564294226	Inner box	Pcs	188
GW16228TN	1	8011564294233	Inner box	Pcs	188
GW16228VA	1	8011564294240	Inner box	Pcs	189
GW16228VT	1	8011564294257	Inner box	Pcs	189
GW16228WS	1	8034035104237	Inner box	Pcs	191
GW16228XG	1	8034035104244	Inner box	Pcs	191
GW16228XL	1	8034035103469	Inner box	Pcs	190
GW16228XM	1	8034035103933	Inner box	Pcs	190
GW16228XQ	1	8034035104251	Inner box	Pcs	192
GW16228XW	1	8034035103476	Inner box	Pcs	190
GW16228YA	1	8034035103650	Inner box	Pcs	189
GW16228YB	1	8011564835122	Inner box	Pcs	188
GW16228YN	1	8034035103667	Inner box	Pcs	188
GW16228YT	1	8034035103674	Inner box	Pcs	189
GW16229TB	1	8011564294370	Inner box	Pcs	188
GW16229TN	1	8011564294387	Inner box	Pcs	188
GW16229VA	1	8011564294394	Inner box	Pcs	189
GW16229VT	1	8011564294400	Inner box	Pcs	189
GW16229WS	1	8034035104176	Inner box	Pcs	191
GW16229XG	1	8034035104183	Inner box	Pcs	191
GW16229XL	1	8034035103445	Inner box	Pcs	190
GW16229XM	1	8034035103926	Inner box	Pcs	190
GW16229XQ	1	8034035104190	Inner box	Pcs	192
GW16229XW	1	8034035103452	Inner box	Pcs	190
GW16229YA	1	8034035103629	Inner box	Pcs	189
GW16229YB	1	8011564835115	Inner box	Pcs	188
GW16229YT	1	8034035103643	Inner box	Pcs	189
GW16401TB	1	8011564787919	Blister	Pcs	198
GW16401TC	1	8011564788015	Blister	Pcs	198
GW16401TI	1	8011564788008	Blister	Pcs	198
GW16401TN	1	8011564787926	Blister	Pcs	198
GW16401VD	1	8034035095986	Blister	Pcs	200
GW16401VL	1	8034035070426	Blister	Pcs	199
GW16401VN	1	8034035051425	Blister	Pcs	199
GW16401VO	1	8034035096488	Blister	Pcs	200
GW16401VT	1	8011564787957	Blister	Pcs	199
GW16401VW	1	8034035070433	Blister	Pcs	199
GW16401VX	1	8034035096471	Blister	Pcs	200

Code	Quantity	Barcode	Packaging type	Unit of measure	Page
GW16401VZ	1	8034035095979	Blister	Pcs	200
GW16402TB	1	8011564742871	Blister	Pcs	198
GW16402TC	1	8011564767157	Blister	Pcs	198
GW16402TI	1	8011564767119	Blister	Pcs	198
GW16402TN	1	8011564742888	Blister	Pcs	198
GW16402VD	1	8034035096006	Blister	Pcs	200
GW16402VL	1	8034035070440	Blister	Pcs	199
GW16402VN	1	8034035027802	Blister	Pcs	199
GW16402VO	1	8034035096501	Blister	Pcs	200
GW16402VT	1	8011564742918	Blister	Pcs	199
GW16402VW	1	8034035070457	Blister	Pcs	199
GW16402VX	1	8034035096495	Blister	Pcs	200
GW16402VZ	1	8034035095993	Blister	Pcs	200
GW16403TB	1	8011564742949	Blister	Pcs	198
GW16403TC	1	8011564767164	Blister	Pcs	198
GW16403TI	1	8011564767126	Blister	Pcs	198
GW16403TN	1	8011564742956	Blister	Pcs	198
GW16403VD	1	8034035096020	Blister	Pcs	200
GW16403VL	1	8034035070464	Blister	Pcs	199
GW16403VN	1	8011564840911	Blister	Pcs	199
GW16403VO	1	8034035096167	Blister	Pcs	200
GW16403VT	1	8011564742987	Blister	Pcs	199
GW16403VW	1	8034035070471	Blister	Pcs	199
GW16403VX	1	8034035096150	Blister	Pcs	200
GW16403VZ	1	8034035096013	Blister	Pcs	200
GW16404TB	1	8011564743014	Blister	Pcs	198
GW16404TC	1	8011564767171	Blister	Pcs	198
GW16404TI	1	8011564767133	Blister	Pcs	198
GW16404TN	1	8011564743021	Blister	Pcs	198
GW16404VD	1	8034035096044	Blister	Pcs	200
GW16404VL	1	8034035070488	Blister	Pcs	199
GW16404VN	1	8011564840928	Blister	Pcs	199
GW16404VO	1	8034035096181	Blister	Pcs	200
GW16404VT	1	8011564743052	Blister	Pcs	199
GW16404VW	1	8034035070495	Blister	Pcs	199
GW16404VX	1	8034035096174	Blister	Pcs	200
GW16404VZ	1	8034035096037	Blister	Pcs	200
GW16406TB	1	8011564743083	Blister	Pcs	198
GW16406TC	1	8011564767188	Blister	Pcs	198
GW16406TI	1	8011564767140	Blister	Pcs	198
GW16406TN	1	8011564743090	Blister	Pcs	198
GW16406VD	1	8034035096068	Blister	Pcs	200
GW16406VL	1	8034035070501	Blister	Pcs	199
GW16406VO	1	8011564840935	Blister	Pcs	199
GW16406VO	1	8034035096709	Blister	Pcs	200
GW16406VT	1	8011564743120	Blister	Pcs	199
GW16406VW	1	8034035070518	Blister	Pcs	199
GW16406VX	1	8034035096198	Blister	Pcs	200
GW16406VZ	1	8034035096051	Blister	Pcs	200
GW16422TB	1	8011564767218	Blister	Pcs	180
GW16422TC	1	8011564767225	Blister	Pcs	180
GW16422TI	1	8011564767232	Blister	Pcs	180
GW16422TN	1	8011564767249	Blister	Pcs	180
GW16422VD	1	8034035102769	Blister	Pcs	182
GW16422VL	1	8034035102905	Blister	Pcs	181
GW16422VN	1	8011564874145	Blister	Pcs	181
GW16422VO	1	8034035102912	Blister	Pcs	182
GW16422VT	1	8011564767287	Blister	Pcs	181
GW16422VW	1	8034035102929	Blister	Pcs	181
GW16422VX	1	8034035102936	Blister	Pcs	182
GW16422VZ	1	8034035102943	Blister	Pcs	182
GW16423TB	1	8011564767317	Blister	Pcs	180
GW16423TC	1	8011564767324	Blister	Pcs	180
GW16423TI	1	8011564767331	Blister	Pcs	180
GW16423TN	1	8011564767348	Blister	Pcs	180

Quick Reference

Code	Quantity	Barcode	Packaging type	Unit of measure	Page
GW16423VD	1	8034035103018	Blister	Pcs	182
GW16423VL	1	8034035103025	Blister	Pcs	181
GW16423VN	1	8011564874121	Blister	Pcs	181
GW16423VO	1	8034035103032	Blister	Pcs	182
GW16423VT	1	8011564767386	Blister	Pcs	181
GW16423VW	1	8034035103049	Blister	Pcs	181
GW16423VX	1	8034035103056	Blister	Pcs	182
GW16423VZ	1	8034035103063	Blister	Pcs	182
GW16424TB	1	8011564767416	Blister	Pcs	180
GW16424TC	1	8011564767423	Blister	Pcs	180
GW16424TI	1	8011564767430	Blister	Pcs	180
GW16424TN	1	8011564767447	Blister	Pcs	180
GW16424VD	1	8034035102950	Blister	Pcs	182
GW16424VL	1	8034035102967	Blister	Pcs	181
GW16424VN	1	8034035051838	Blister	Pcs	181
GW16424VO	1	8034035102974	Blister	Pcs	182
GW16424VT	1	8011564767485	Blister	Pcs	181
GW16424VW	1	8034035102981	Blister	Pcs	181
GW16424VX	1	8034035102998	Blister	Pcs	182
GW16424VZ	1	8034035103001	Blister	Pcs	182
GW16426TB	1	8011564767614	Blister	Pcs	180
GW16426TC	1	8011564767621	Blister	Pcs	180
GW16426TI	1	8011564767638	Blister	Pcs	180
GW16426TN	1	8011564767645	Blister	Pcs	180
GW16426VD	1	8034035103131	Blister	Pcs	182
GW16426VL	1	8034035103148	Blister	Pcs	181
GW16426VN	1	8011564874138	Blister	Pcs	181
GW16426VO	1	8034035103155	Blister	Pcs	182
GW16426VT	1	8011564767683	Blister	Pcs	181
GW16426VW	1	8034035103162	Blister	Pcs	181
GW16426VX	1	8034035103179	Blister	Pcs	182
GW16426VZ	1	8034035103186	Blister	Pcs	182
GW16427TB	1	8011564767713	Blister	Pcs	180
GW16427TC	1	8011564767720	Blister	Pcs	180
GW16427TI	1	8011564767737	Blister	Pcs	180
GW16427TN	1	8011564767744	Blister	Pcs	180
GW16427VD	1	8034035103070	Blister	Pcs	182
GW16427VL	1	8034035103087	Blister	Pcs	181
GW16427VN	1	8034035051845	Blister	Pcs	181
GW16427VO	1	8034035103094	Blister	Pcs	182
GW16427VT	1	8011564767782	Blister	Pcs	181
GW16427VW	1	8034035103100	Blister	Pcs	181
GW16427VX	1	8034035103117	Blister	Pcs	182
GW16427VZ	1	8034035103124	Blister	Pcs	182
GW16504	1	8011564279315	Heat shrink film	Pcs	214
GW16514	1	8011564279322	Heat shrink film	Pcs	214
GW16702TB	1	8011564275065	Blister	Pcs	212
GW16702TN	1	8011564275072	Blister	Pcs	212
GW16702VT	1	8011564762749	Blister	Pcs	212
GW16703TB	1	8011564275089	Blister	Pcs	212
GW16703TN	1	8011564275096	Blister	Pcs	212
GW16703VT	1	8011564762756	Blister	Pcs	212
GW16704TB	1	8011564275102	Blister	Pcs	212
GW16704TN	1	8011564275317	Blister	Pcs	212
GW16704VT	1	8011564762763	Blister	Pcs	212
GW16711TB	1	8011564275324	Blister	Pcs	212
GW16711TN	1	8011564275331	Blister	Pcs	212
GW16711VT	1	8011564275348	Blister	Pcs	212
GW16712TB	1	8011564275355	Blister	Pcs	212
GW16712TN	1	8011564275362	Blister	Pcs	212
GW16712VT	1	8011564275379	Blister	Pcs	212
GW16723TB	1	8011564275386	Blister	Pcs	213
GW16723TN	1	8011564275393	Blister	Pcs	213
GW16724TB	1	8011564275409	Blister	Pcs	213
GW16724TN	1	8011564275416	Blister	Pcs	213

Code	Quantity	Barcode	Packaging type	Unit of measure	Page
GW16743	3	8011564626294	Heat shrink film	Pcs	86
GW16744	1	8011564279339	Heat shrink film	Pcs	213
GW16744	1	8011564279339	Heat shrink film	Pcs	86
GW16752	1	8011564279346	Heat shrink film	Pcs	213
GW16752	1	8011564279346	Heat shrink film	Pcs	86
GW16753	1	8011564279353	Bag	Pcs	213
GW16753	1	8011564279353	Bag	Pcs	86
GW16754	1	8011564279360	Bag	Pcs	213
GW16754	1	8011564279360	Bag	Pcs	86
GW16773	3	8011564626317	Heat shrink film	Pcs	86
GW16774	1	8011564279377	Heat shrink film	Pcs	213
GW16774	1	8011564279377	Heat shrink film	Pcs	86
GW16782	1	8011564279384	Heat shrink film	Pcs	213
GW16782	1	8011564279384	Heat shrink film	Pcs	86
GW16783	1	8011564279407	Bag	Pcs	213
GW16783	1	8011564279407	Bag	Pcs	86
GW16784	1	8011564279414	Bag	Pcs	213
GW16784	1	8011564279414	Bag	Pcs	86
GW16802DY01	1	8034035137891	Blister	Pcs	215
GW16803DY01	1	8034035137907	Blister	Pcs	215
GW16804DY01	1	8034035137914	Blister	Pcs	215
GW16806DY01	1	8034035137921	Blister	Pcs	215
GW16821DY01	1	8034035137938	Blister	Pcs	215
GW16821N	20	8034035480218	Bag	Pcs	215
GW16822DY	1	8034035057021	Heat shrink film	Pcs	215
GW16822N	20	8034035469381	Bag	Pcs	215
GW16856	1	8011564279438	Bag	Pcs	213
GW16866	1	8011564279445	Bag	Pcs	213

GW 20

GW20005	1	8011564000056	Inner box	Pcs	316
GW20008	1	8011564000094	Inner box	Pcs	316
GW20024	1	8011564000346	Inner box	Pcs	317
GW20056DY	1	8034035014574	Heat shrink film	Pcs	318
GW20056DY01	1	8034035137990	Heat shrink film	Pcs	318
GW20071	1	8011564025363	Inner box	Pcs	318
GW20072	1	8011564025370	Inner box	Pcs	318
GW20073	1	8011564025943	Inner box	Pcs	318
GW20074	1	8011564184848	Inner box	Pcs	318
GW20076	1	8011564184824	Inner box	Pcs	319
GW20201CO	1	8011564250628	Blister	Pcs	319
GW20208	1	8011564000605	Inner box	Pcs	320
GW20209	1	8011564000612	Inner box	Pcs	320
GW20212CO	1	8011564280793	Blister	Pcs	320
GW20216	1	8011564000698	Inner box	Pcs	320
GW20228DY	1	8034035137600	Blister	Pcs	322
GW20229DY	1	8034035137617	Blister	Pcs	322
GW20230	1	8011564000834	Inner box	Pcs	322
GW20234	1	8011564000766	Inner box	Pcs	322
GW20235	1	8011564000773	Inner box	Pcs	323
GW20238	1	8011564000803	Inner box	Pcs	324
GW20239	1	8011564000711	Inner box	Pcs	322
GW20241	1	8011564000735	Inner box	Pcs	322
GW20243	1	8011564038509	Inner box	Pcs	323
GW20246DY	1	8034035014604	Heat shrink film	Pcs	319
GW20248	1	8011564025998	Inner box	Pcs	320
GW20251	1	8011564026025	Inner box	Pcs	323
GW20265CO	1	8011564250642	Blister	Pcs	320
GW20265DY01	1	8034035138010	Heat shrink film	Pcs	320
GW20270	1	8011564071872	Inner box	Pcs	324
GW20271DY	1	8034035137624	Blister	Pcs	323
GW20272	1	8011564123847	Inner box	Pcs	323
GW20276	1	8011564822061	Inner box	Pcs	322
GW20291	1	8011564054721	Inner box	Pcs	319
GW20295DY	1	8034035069000	Heat shrink film	Pcs	321
GW20295DY	1	8034035069000	Heat shrink film	Pcs	339

Code	Quantity	Barcode	Packaging type	Unit of measure	Page
GW20296DY	1	8034035014611	Heat shrink film	Pcs	321
GW20296DY	1	8034035014611	Heat shrink film	Pcs	339
GW20356	1	8011564222250	Inner box	Pcs	321
GW20357	1	8011564222236	Inner box	Pcs	321
GW20363	1	8034035091230	Inner box	Pcs	324
GW20381	1	8011564078871	Inner box	Pcs	322
GW20382	1	8011564078888	Inner box	Pcs	322
GW20386	1	8011564078925	Inner box	Pcs	322
GW20391	1	8011564078932	Inner box	Pcs	321
GW20392	1	8011564078949	Inner box	Pcs	322
GW20396	1	8011564078987	Inner box	Pcs	321
GW20423	1	8011564026049	Inner box	Pcs	325
GW20431	1	8011564079632	Inner box	Pcs	325
GW20432	1	8011564079649	Inner box	Pcs	325
GW20433	1	8011564079656	Inner box	Pcs	325
GW20434	1	8011564079663	Inner box	Pcs	325
GW20435	1	8011564079670	Inner box	Pcs	325
GW20436	1	8011564079687	Inner box	Pcs	325
GW20437	1	8011564079694	Inner box	Pcs	325
GW20438	1	8011564079700	Inner box	Pcs	325
GW20439	1	8011564079717	Inner box	Pcs	325
GW20448	1	8011564113008	Inner box	Pcs	325
GW20449	1	8011564113015	Inner box	Pcs	325
GW20450	1	8011564113022	Inner box	Pcs	325
GW20454	1	8011564126381	Inner box	Pcs	325
GW20454	1	8011564126381	Inner box	Pcs	343
GW20455	1	8011564126398	Inner box	Pcs	325
GW20455	1	8011564126398	Inner box	Pcs	343
GW20456	1	8011564126404	Inner box	Pcs	325
GW20456	1	8011564126404	Inner box	Pcs	343
GW20503CO	1	8011564764804	Blister	Pcs	316
GW20510CO	1	8011564250659	Blister	Pcs	317
GW20512CO	1	8011564250666	Blister	Pcs	317
GW20515DY	1	8034035069017	Heat shrink film	Pcs	317
GW20518	1	8011564077362	Inner box	Pcs	317
GW20521DY01	1	8034035137648	Blister	Pcs	317
GW20527	1	8011564184626	Inner box	Pcs	317
GW20529DY	1	8034035014659	Heat shrink film	Pcs	317
GW20530	1	8011564184640	Inner box	Pcs	317
GW20531	1	8011564077430	Inner box	Pcs	317
GW20559DY	1	8034035014666	Heat shrink film	Pcs	317
GW20571RDY	1	8034035137761	Blister	Pcs	316
GW20571RDY01	1	8034035138027	Heat shrink film	Pcs	316
GW20572DY01	1	8034035137655	Blister	Pcs	316
GW20576CO	1	8011564250680	Blister	Pcs	316
GW20579CO	1	8011564280809	Blister	Pcs	316
GW20579DY	1	8034035014697	Heat shrink film	Pcs	316
GW20580	1	8011564184381	Inner box	Pcs	317
GW20581	1	8034035089138	Inner box	Pcs	316
GW20583DY	1	8034035014703	Heat shrink film	Pcs	316
GW20585	1	8011564190528	Inner box	Pcs	316
GW20589DY	1	8034035137662	Blister	Pcs	317
GW20591	1	8011564077379	Inner box	Pcs	317
GW20601	1	8011564001053	Inner box	Pcs	330
GW20601	1	8011564001053	Inner box	Pcs	347
GW20602	1	8011564001046	Inner box	Pcs	330
GW20602	1	8011564001046	Inner box	Pcs	347
GW20603DY	1	8034035069048	Heat shrink film	Pcs	330
GW20604	1	8011564000933	Inner box	Pcs	330
GW20605	1	8011564000940	Inner box	Pcs	330
GW20606	1	8011564000957	Inner box	Pcs	330
GW20607	1	8011564001008	Inner box	Pcs	330
GW20608	1	8011564001015	Inner box	Pcs	330
GW20613	1	8011564001060	Inner box	Pcs	329
GW20616	1	8011564001091	Inner box	Pcs	329

Code	Quantity	Barcode	Packaging type	Unit of measure	Page
GW20617	1	8011564001107	Inner box	Pcs	329
GW20620	1	8011564001138	Inner box	Pcs	329
GW20622	1	8011564001039	Inner box	Pcs	331
GW20622	1	8011564001039	Inner box	Pcs	348
GW20623	1	8011564024816	Inner box	Pcs	330
GW20623	1	8011564024816	Inner box	Pcs	347
GW20626	1	8011564024786	Inner box	Pcs	330
GW20626	1	8011564024786	Inner box	Pcs	347
GW20627	1	8011564024779	Inner box	Pcs	330
GW20627	1	8011564024779	Inner box	Pcs	347
GW20628	1	8011564024762	Inner box	Pcs	330
GW20628	1	8011564024762	Inner box	Pcs	347
GW20631	1	8011564024830	Inner box	Pcs	330
GW20634	1	8011564184664	Inner box	Pcs	330
GW20641	1	8011564184862	Inner box	Pcs	329
GW20643	1	8011564184886	Inner box	Pcs	329
GW20651	1	8011564752283	Inner box	Pcs	331
GW20684	1	8011564117655	Inner box	Pcs	323
GW20685	1	8011564247277	Inner box	Pcs	323
GW20686DY	1	8034035137679	Blister	Pcs	323
GW20802	1	8011564001183	Inner box	Pcs	326
GW20803DY	1	8034035137686	Blister	Pcs	326
GW20810	1	8011564026070	Inner box	Pcs	326
GW20811	1	8011564054875	Inner box	Pcs	326
GW20820	1	8011564081161	Inner box	Pcs	331
GW20821	1	8011564038561	Inner box	Pcs	318
GW20825	1	8011564439801	Inner box	Pcs	326
GW20827	1	8011564289314	Inner box	Pcs	327
GW20828	1	8011564747326	Inner box	Pcs	326
GW20833	1	8011564054912	Inner box	Pcs	328
GW20835	1	8011564747579	Inner box	Pcs	328
GW20841	1	8011564038585	Inner box	Pcs	331
GW20852	1	8011564109681	Inner box	Pcs	327
GW20853	1	8011564110915	Inner box	Pcs	327

GW 21

GW21005	1	8011564127982	Inner box	Pcs	334
GW21008	1	8011564128026	Inner box	Pcs	334
GW21024	1	8011564128200	Inner box	Pcs	335
GW21056CO	1	8011564445307	Blister	Pcs	336
GW21071	1	8011564128309	Inner box	Pcs	336
GW21072	1	8011564128316	Inner box	Pcs	336
GW21073	1	8011564128224	Inner box	Pcs	336
GW21074	1	8011564184831	Inner box	Pcs	337
GW21076	1	8011564184817	Inner box	Pcs	337
GW21201DY	1	8034035014727	Heat shrink film	Pcs	337
GW21203CO	1	8011564444430	Blister	Pcs	337
GW21208	1	8011564128507	Inner box	Pcs	338
GW21209	1	8011564128514	Inner box	Pcs	338
GW21212CO	1	8011564445314	Blister	Pcs	338
GW21214	1	8011564128545	Inner box	Pcs	338
GW21216	1	8011564128552	Inner box	Pcs	338
GW21228DY	1	8034035137693	Blister	Pcs	340
GW21229DY	1	8034035137709	Blister	Pcs	340
GW21230	1	8011564128743	Inner box	Pcs	340
GW21234	1	8011564128774	Inner box	Pcs	340
GW21235	1	8011564128828	Inner box	Pcs	341
GW21238	1	8011564129016	Inner box	Pcs	342
GW21239	1	8011564128767	Inner box	Pcs	340
GW21241	1	8011564128781	Inner box	Pcs	340
GW21243	1	8011564128941	Inner box	Pcs	341
GW21246DY	1	8034035014741	Heat shrink film	Pcs	337
GW21248	1	8011564128576	Inner box	Pcs	338
GW21251	1	8011564128798	Inner box	Pcs	341
GW21265CO	1	8011564445901	Blister	Pcs	338
GW21267	1	8011564128972	Inner box	Pcs	342

Quick Reference

Code	Quantity	Barcode	Packaging type	Unit of measure	Page
GW21270	1	8011564128989	Inner box	Pcs	342
GW21271DY	1	8034035137716	Blister	Pcs	341
GW21272	1	8011564128835	Inner box	Pcs	341
GW21291	1	8011564128439	Inner box	Pcs	337
GW21356	1	8011564222267	Inner box	Pcs	339
GW21357	1	8011564222229	Inner box	Pcs	339
GW21381	1	8011564128675	Inner box	Pcs	340
GW21382	1	8011564128699	Inner box	Pcs	340
GW21386	1	8011564128682	Inner box	Pcs	340
GW21391	1	8011564128613	Inner box	Pcs	339
GW21392	1	8011564128637	Inner box	Pcs	339
GW21396	1	8011564128620	Inner box	Pcs	339
GW21401	1	8011564129306	Inner box	Pcs	343
GW21423	1	8011564129313	Inner box	Pcs	343
GW21431	1	8011564129115	Inner box	Pcs	342
GW21432	1	8011564129122	Inner box	Pcs	342
GW21433	1	8011564129139	Inner box	Pcs	342
GW21434	1	8011564129146	Inner box	Pcs	342
GW21435	1	8011564129153	Inner box	Pcs	342
GW21436	1	8011564129160	Inner box	Pcs	342
GW21437	1	8011564129207	Inner box	Pcs	343
GW21438	1	8011564129214	Inner box	Pcs	343
GW21439	1	8011564129221	Inner box	Pcs	343
GW21448	1	8011564129238	Inner box	Pcs	343
GW21449	1	8011564129245	Inner box	Pcs	343
GW21450	1	8011564129252	Inner box	Pcs	343
GW21503DY	1	8034035014758	Heat shrink film	Pcs	334
GW21510DY01	1	8034035137723	Blister	Pcs	335
GW21512DY	1	8034035014772	Heat shrink film	Pcs	335
GW21518	1	8011564128187	Inner box	Pcs	335
GW21527	1	8011564184633	Inner box	Pcs	335
GW21530	1	8011564184657	Inner box	Pcs	335
GW21531	1	8011564128286	Inner box	Pcs	335
GW21559DY	1	8034035014789	Heat shrink film	Pcs	335
GW21571CO	1	8011564445321	Blister	Pcs	334
GW21572DY	1	8034035137730	Blister	Pcs	334
GW21576CO	1	8011564444423	Blister	Pcs	334
GW21579CO	1	8011564445918	Blister	Pcs	334
GW21580	1	8011564184398	Inner box	Pcs	335
GW21583DY	1	8034035014925	Heat shrink film	Pcs	334
GW21585	1	8011564190535	Inner box	Pcs	334
GW21589	1	8011564184619	Inner box	Pcs	335
GW21591	1	8011564128194	Inner box	Pcs	335
GW21603	1	8011564129696	Inner box	Pcs	347
GW21604	1	8011564129702	Inner box	Pcs	347
GW21605	1	8011564129719	Inner box	Pcs	347
GW21606	1	8011564129726	Inner box	Pcs	347
GW21607	1	8011564129740	Inner box	Pcs	347
GW21608	1	8011564129757	Inner box	Pcs	347
GW21613	1	8011564129443	Inner box	Pcs	346
GW21616	1	8011564129511	Inner box	Pcs	346
GW21617	1	8011564129528	Inner box	Pcs	346
GW21620	1	8011564129542	Inner box	Pcs	346
GW21631	1	8011564129733	Inner box	Pcs	347
GW21634	1	8011564184671	Inner box	Pcs	347
GW21641	1	8011564184855	Inner box	Pcs	346
GW21643	1	8011564184879	Inner box	Pcs	346
GW21684	1	8011564128873	Inner box	Pcs	341
GW21685	1	8011564247291	Inner box	Pcs	341
GW21686	1	8011564247307	Inner box	Pcs	341
GW21802	1	8011564129320	Inner box	Pcs	344
GW21803DY	1	8034035137747	Blister	Pcs	344
GW21810	1	8011564129412	Inner box	Pcs	344
GW21811	1	8011564129351	Inner box	Pcs	344
GW21820	1	8011564129658	Inner box	Pcs	348

Code	Quantity	Barcode	Packaging type	Unit of measure	Page
GW21821	1	8011564128293	Inner box	Pcs	336
GW21825	1	8011564439818	Inner box	Pcs	344
GW21827	1	8011564289352	Inner box	Pcs	345
GW21828	1	8011564747340	Inner box	Pcs	344
GW21833	1	8011564129429	Inner box	Pcs	345
GW21835	1	8011564747586	Inner box	Pcs	346
GW21841	1	8011564129665	Inner box	Pcs	348
GW21852	1	8011564129580	Inner box	Pcs	345
GW21853	1	8011564129597	Inner box	Pcs	345

GW 22

Code	Quantity	Barcode	Packaging type	Unit of measure	Page
GW22101	1	8011564217218	Blister	Pcs	307
GW22102	1	8011564217225	Blister	Pcs	307
GW22103	1	8011564212978	Blister	Pcs	307
GW22104	1	8011564213111	Blister	Pcs	307
GW22106	1	8011564213258	Blister	Pcs	307
GW22107	1	8011564226814	Blister	Pcs	307
GW22108	1	8011564226845	Blister	Pcs	307
GW22111	1	8011564217232	Blister	Pcs	307
GW22112	1	8011564217249	Blister	Pcs	307
GW22113	1	8011564212985	Blister	Pcs	307
GW22114	1	8011564213128	Blister	Pcs	307
GW22116	1	8011564213265	Blister	Pcs	307
GW22117	1	8011564226982	Blister	Pcs	307
GW22121	1	8011564217256	Blister	Pcs	308
GW22122	1	8011564217263	Blister	Pcs	308
GW22123	1	8011564212992	Blister	Pcs	308
GW22124	1	8011564213135	Blister	Pcs	308
GW22126	1	8011564213272	Blister	Pcs	308
GW22127	1	8011564226975	Blister	Pcs	308
GW22131	1	8011564217270	Blister	Pcs	308
GW22132	1	8011564217287	Blister	Pcs	308
GW22133	1	8011564213005	Blister	Pcs	308
GW22134	1	8011564213142	Blister	Pcs	308
GW22136	1	8011564213289	Blister	Pcs	308
GW22137	1	8011564226968	Blister	Pcs	308
GW22141	1	8011564217294	Blister	Pcs	308
GW22142	1	8011564217300	Blister	Pcs	308
GW22143	1	8011564213012	Blister	Pcs	308
GW22144	1	8011564213159	Blister	Pcs	308
GW22146	1	8011564213296	Blister	Pcs	308
GW22147	1	8011564226951	Blister	Pcs	308
GW22151	1	8011564217317	Blister	Pcs	308
GW22152	1	8011564217324	Blister	Pcs	308
GW22153	1	8011564213029	Blister	Pcs	308
GW22154	1	8011564213166	Blister	Pcs	308
GW22156	1	8011564213302	Blister	Pcs	308
GW22157	1	8011564226944	Blister	Pcs	308
GW22161	1	8011564217331	Blister	Pcs	308
GW22162	1	8011564217348	Blister	Pcs	308
GW22163	1	8011564213036	Blister	Pcs	308
GW22164	1	8011564213173	Blister	Pcs	308
GW22166	1	8011564213319	Blister	Pcs	308
GW22167	1	8011564226937	Blister	Pcs	308
GW22171	1	8011564217355	Blister	Pcs	309
GW22172	1	8011564217362	Blister	Pcs	309
GW22173	1	8011564213043	Blister	Pcs	309
GW22174	1	8011564213180	Blister	Pcs	309
GW22176	1	8011564213326	Blister	Pcs	309
GW22177	1	8011564226920	Blister	Pcs	309
GW22181	1	8011564217379	Blister	Pcs	309
GW22182	1	8011564217386	Blister	Pcs	309
GW22183	1	8011564213050	Blister	Pcs	309
GW22184	1	8011564213197	Blister	Pcs	309
GW22186	1	8011564213333	Blister	Pcs	309
GW22187	1	8011564226913	Blister	Pcs	309

Code	Quantity	Barcode	Packaging type	Unit of measure	Page
GW22251	1	8011564217393	Blister	Pcs	310
GW22252	1	8011564217409	Blister	Pcs	310
GW22253	1	8011564213098	Blister	Pcs	310
GW22254	1	8011564213234	Blister	Pcs	310
GW22256	1	8011564213388	Blister	Pcs	310
GW22257	1	8011564226876	Blister	Pcs	310
GW22261	1	8011564217416	Blister	Pcs	310
GW22262	1	8011564217423	Blister	Pcs	310
GW22263	1	8011564213104	Blister	Pcs	310
GW22264	1	8011564213241	Blister	Pcs	310
GW22266	1	8011564213395	Blister	Pcs	310
GW22267	1	8011564226869	Blister	Pcs	310
GW22271	1	8011564217430	Blister	Pcs	310
GW22272	1	8011564217447	Blister	Pcs	310
GW22273	1	8011564213081	Blister	Pcs	310
GW22274	1	8011564213227	Blister	Pcs	310
GW22276	1	8011564213371	Blister	Pcs	310
GW22277	1	8011564226852	Blister	Pcs	310
GW22281	1	8011564217454	Blister	Pcs	309
GW22282	1	8011564217461	Blister	Pcs	309
GW22283	1	8011564213067	Blister	Pcs	309
GW22284	1	8011564213203	Blister	Pcs	309
GW22286	1	8011564213340	Blister	Pcs	309
GW22287	1	8011564226883	Blister	Pcs	309
GW22288	1	8011564226838	Blister	Pcs	309
GW22291	1	8011564217478	Blister	Pcs	309
GW22292	1	8011564217485	Blister	Pcs	309
GW22293	1	8011564213074	Blister	Pcs	309
GW22294	1	8011564213210	Blister	Pcs	309
GW22296	1	8011564213357	Blister	Pcs	309
GW22297	1	8011564226890	Blister	Pcs	309
GW22298	1	8011564226821	Blister	Pcs	309
GW22451	1	8011564108615	Heat shrink film	Pcs	312
GW22451	1	8011564108615	Heat shrink film	Pcs	356
GW22452	1	8011564108622	Heat shrink film	Pcs	312
GW22452	1	8011564108622	Heat shrink film	Pcs	356
GW22453	1	8011564108639	Heat shrink film	Pcs	312
GW22453	1	8011564108639	Heat shrink film	Pcs	356
GW22461	1	8011564108646	Heat shrink film	Pcs	312
GW22461	1	8011564108646	Heat shrink film	Pcs	356
GW22462	1	8011564108653	Heat shrink film	Pcs	312
GW22462	1	8011564108653	Heat shrink film	Pcs	356
GW22463	1	8011564108660	Heat shrink film	Pcs	312
GW22463	1	8011564108660	Heat shrink film	Pcs	356
GW22471	3	8011564510616	Heat shrink film	Pcs	313
GW22471	3	8011564510616	Heat shrink film	Pcs	87
GW22471DY	1	8034035138034	Unpacked	Pcs	313
GW22471DY	1	8034035138034	Unpacked	Pcs	87
GW22472	3	8011564510630	Heat shrink film	Pcs	313
GW22472	3	8011564510630	Heat shrink film	Pcs	87
GW22472DY	1	8034035138041	Unpacked	Pcs	313
GW22472DY	1	8034035138041	Unpacked	Pcs	87
GW22501	1	8011564100312	Blister	Pcs	304
GW22502	1	8011564100329	Blister	Pcs	304
GW22503	1	8011564076686	Blister	Pcs	304
GW22504	1	8011564076693	Blister	Pcs	304
GW22506	1	8011564076709	Blister	Pcs	304
GW22507	1	8011564130319	Blister	Pcs	304
GW22508	1	8011564130456	Blister	Pcs	304
GW22511	1	8011564100336	Blister	Pcs	304
GW22512	1	8011564100343	Blister	Pcs	304
GW22513	1	8011564076716	Blister	Pcs	304
GW22514	1	8011564076723	Blister	Pcs	304
GW22516	1	8011564076730	Blister	Pcs	304
GW22517	1	8011564130326	Blister	Pcs	304

Code	Quantity	Barcode	Packaging type	Unit of measure	Page
GW22521	1	8011564100350	Blister	Pcs	304
GW22522	1	8011564100367	Blister	Pcs	304
GW22523	1	8011564076747	Blister	Pcs	304
GW22524	1	8011564076754	Blister	Pcs	304
GW22526	1	8011564076761	Blister	Pcs	304
GW22527	1	8011564130364	Blister	Pcs	304
GW22531	1	8011564100374	Blister	Pcs	305
GW22532	1	8011564100381	Blister	Pcs	305
GW22533	1	8011564076778	Blister	Pcs	305
GW22534	1	8011564076785	Blister	Pcs	305
GW22536	1	8011564076792	Blister	Pcs	305
GW22537	1	8011564130371	Blister	Pcs	305
GW22541	1	8011564100398	Blister	Pcs	305
GW22542	1	8011564100404	Blister	Pcs	305
GW22543	1	8011564076808	Blister	Pcs	305
GW22544	1	8011564076815	Blister	Pcs	305
GW22546	1	8011564076822	Blister	Pcs	305
GW22547	1	8011564130418	Blister	Pcs	305
GW22551	1	8011564100411	Blister	Pcs	305
GW22552	1	8011564100428	Blister	Pcs	305
GW22553	1	8011564076839	Blister	Pcs	305
GW22554	1	8011564076846	Blister	Pcs	305
GW22556	1	8011564076853	Blister	Pcs	305
GW22557	1	8011564130425	Blister	Pcs	305
GW22561	1	8011564100435	Blister	Pcs	305
GW22562	1	8011564100442	Blister	Pcs	305
GW22563	1	8011564076860	Blister	Pcs	305
GW22564	1	8011564076877	Blister	Pcs	305
GW22566	1	8011564076884	Blister	Pcs	305
GW22567	1	8011564130333	Blister	Pcs	305
GW22571	1	8011564100459	Blister	Pcs	305
GW22572	1	8011564100466	Blister	Pcs	305
GW22573	1	8011564076891	Blister	Pcs	305
GW22574	1	8011564076907	Blister	Pcs	305
GW22576	1	8011564076914	Blister	Pcs	305
GW22577	1	8011564130340	Blister	Pcs	305
GW22581	1	8011564100473	Blister	Pcs	306
GW22582	1	8011564100480	Blister	Pcs	306
GW22583	1	8011564076921	Blister	Pcs	306
GW22584	1	8011564076938	Blister	Pcs	306
GW22586	1	8011564076945	Blister	Pcs	306
GW22587	1	8011564130388	Blister	Pcs	306
GW22601	1	8011564100497	Blister	Pcs	306
GW22602	1	8011564100503	Blister	Pcs	306
GW22603	1	8011564076952	Blister	Pcs	306
GW22604	1	8011564076969	Blister	Pcs	306
GW22606	1	8011564076976	Blister	Pcs	306
GW22607	1	8011564130357	Blister	Pcs	306
GW22608	1	8011564130494	Blister	Pcs	306
GW22611	1	8011564100510	Blister	Pcs	306
GW22612	1	8011564100527	Blister	Pcs	306
GW22613	1	8011564076983	Blister	Pcs	306
GW22614	1	8011564076990	Blister	Pcs	306
GW22616	1	8011564077003	Blister	Pcs	306
GW22617	1	8011564130401	Blister	Pcs	306
GW22618	1	8011564130548	Blister	Pcs	306
GW22651	1	8011564100534	Blister	Pcs	307
GW22652	1	8011564100541	Blister	Pcs	307
GW22653	1	8011564077010	Blister	Pcs	307
GW22654	1	8011564077027	Blister	Pcs	307
GW22656	1	8011564077034	Blister	Pcs	307
GW22657	1	8011564130432	Blister	Pcs	307
GW22661	1	8011564100558	Blister	Pcs	307
GW22662	1	8011564100565	Blister	Pcs	307
GW22663	1	8011564077041	Blister	Pcs	307

Quick Reference

Code	Quantity	Barcode	Packaging type	Unit of measure	Page
GW22664	1	8011564077058	Blister	Pcs	307
GW22666	1	8011564077065	Blister	Pcs	307
GW22667	1	8011564130449	Blister	Pcs	307
GW22671	1	8011564100572	Blister	Pcs	306
GW22672	1	8011564100589	Blister	Pcs	306
GW22673	1	8011564077072	Blister	Pcs	306
GW22674	1	8011564077089	Blister	Pcs	306
GW22676	1	8011564077096	Blister	Pcs	306
GW22677	1	8011564130395	Blister	Pcs	306

GW 24

GW24001	1	8011564001602	Blister	Pcs	311
GW24002	1	8011564001619	Blister	Pcs	311
GW24003	1	8011564001626	Blister	Pcs	311
GW24004	1	8011564001640	Blister	Pcs	311
GW24005	1	8011564001657	Blister	Pcs	311
GW24006	1	8011564001817	Heat shrink film	Pcs	313
GW24006	1	8011564001817	Heat shrink film	Pcs	87
GW24007	3	8011564303645	Heat shrink film	Pcs	87
GW24008	1	8011564001718	Bag	Pcs	312
GW24009	1	8011564001725	Bag	Pcs	312
GW24010	1	8011564001732	Bag	Pcs	312
GW24011	1	8011564001749	Bag	Pcs	312
GW24018	1	8011564002272	Bag	Pcs	313
GW24019	1	8011564002289	Bag	Pcs	313
GW24020	1	8011564002296	Bag	Pcs	313
GW24021	1	8011564002302	Bag	Pcs	313
GW24022	1	8011564025929	Bag	Pcs	312
GW24023	1	8011564025936	Bag	Pcs	312
GW24201CO	1	8011564250703	Blister	Pcs	314
GW24201DY	1	8034035014932	Heat shrink film	Pcs	314
GW24202CO	1	8011564250710	Blister	Pcs	314
GW24202DY	1	8034035014949	Heat shrink film	Pcs	314
GW24208DY	1	8034035014956	Unpacked	Pcs	85
GW24209CO	1	8011564250758	Heat shrink film	Pcs	85
GW24210DY	1	8034035014963	Unpacked	Pcs	85
GW24211	1	8011564001633	Blister	Pcs	311
GW24211	1	8011564001633	Blister	Pcs	88
GW24212	1	8011564001688	Blister	Pcs	311
GW24212	1	8011564001688	Blister	Pcs	88
GW24213	1	8011564001671	Blister	Pcs	311
GW24213	1	8011564001671	Blister	Pcs	88
GW24214	1	8011564001701	Blister	Pcs	311
GW24214	1	8011564001701	Blister	Pcs	88
GW24215	1	8011564001664	Blister	Pcs	311
GW24215	1	8011564001664	Blister	Pcs	88
GW24216	1	8011564001695	Blister	Pcs	311
GW24216	1	8011564001695	Blister	Pcs	88
GW24218	50	8011564326026	Heat shrink film	Pcs	88
GW24218CO	1	8011564250765	Blister	Pcs	68
GW24218CO	1	8011564250765	Blister	Pcs	88
GW24218DY	1	8034035069123	Heat shrink film	Pcs	68
GW24218DY	1	8034035069123	Heat shrink film	Pcs	88
GW24220	50	8011564326040	Heat shrink film	Pcs	88
GW24220DY	1	8034035069130	Heat shrink film	Pcs	88
GW24221DY	1	8034035087677	Heat shrink film	Pcs	85
GW24224	500	8011564305274	Inner box	Pcs	88
GW24225	300	8011564305298	Inner box	Pcs	88
GW24227	5	8011564352209	Heat shrink film	Pcs	88
GW24228	5	8011564372818	Heat shrink film	Pcs	88
GW24229	300	8011564653610	Inner box	Pcs	88
GW24230DY01	1	8034035137945	Blister	Pcs	314
GW24231DY	1	8034035137129	Unpacked	Pcs	84
GW24234PM	5	8011564941649	Heat shrink film	Pcs	68
GW24234PMDY	1	8034035069161	Unpacked	Pcs	68
GW24237DY	1	8034035137136	Unpacked	Pcs	84

Code	Quantity	Barcode	Packaging type	Unit of measure	Page
GW24237PM	2	8011564941472	Bag	Pcs	68
GW24237PMDY	1	8034035137143	Unpacked	Pcs	68
GW24238DY	1	8034035137150	Unpacked	Pcs	84
GW24240DY	1	8034035137952	Blister	Pcs	314
GW24241DY	1	8034035137969	Blister	Pcs	314
GW24262CO	1	8011564250789	Blister	Pcs	314
GW24262DY	1	8034035014970	Heat shrink film	Pcs	314
GW24282PM	2	8011564941663	Heat shrink film	Pcs	68
GW24322	10	8011564583313	Bag	Pcs	88
GW24323	10	8011564583320	Bag	Pcs	88
GW24324	10	8011564583337	Bag	Pcs	88
GW24403DY	1	8034035069178	Unpacked	Pcs	84
GW24403PDY	1	8034035137167	Unpacked	Pcs	84
GW24403PM	9	8011564941502	Heat shrink film	Pcs	68
GW24403PMDY	1	8034035069185	Unpacked	Pcs	68
GW24404DY	1	8034035066856	Unpacked	Pcs	84
GW24404PDY	1	8034035137174	Unpacked	Pcs	84
GW24404PM	2	8011564941526	Heat shrink film	Pcs	68
GW24404PMDY	1	8034035069192	Unpacked	Pcs	68
GW24406DY	1	8034035069208	Unpacked	Pcs	84
GW24406PDY	1	8034035137181	Unpacked	Pcs	84
GW24406PM	2	8011564941540	Heat shrink film	Pcs	68
GW24406PMDY	1	8034035069215	Unpacked	Pcs	68
GW24601	1	8011564759596	Bubblewrap bag	Pcs	82
GW24602	1	8011564759602	Outer box	Pcs	82
GW24606	1	8011564787810	Outer box	Pcs	82
GW24607	1	8011564787834	Outer box	Pcs	82
GW24611	1	8011564759626	Outer box	Pcs	82
GW24612	1	8011564759633	Outer box	Pcs	82
GW24616	1	8011564787827	Outer box	Pcs	83
GW24617	1	8011564787841	Outer box	Pcs	83
GW24621	1	8011564759657	Outer box	Pcs	83
GW24622	1	8011564759664	Outer box	Pcs	83
GW24633	1	8011564759350	Bag	Pcs	83

GW 26

GW26409DY01	1	8034035137976	Blister	Pcs	314
GW26410DY01	1	8034035137877	Blister	Pcs	314
GW26417	1	8011564033207	Inner box	Pcs	355
GW26420	1	8011564025448	Inner box	Pcs	356
GW26421	1	8011564025431	Inner box	Pcs	356
GW26427	1	8011564033238	Inner box	Pcs	355

GW 27

GW27001CO	1	8011564250796	Heat shrink film	Pcs	352
GW27002CO	1	8011564250802	Heat shrink film	Pcs	352
GW27003CO	1	8011564250819	Heat shrink film	Pcs	352
GW27004CO	1	8011564250826	Heat shrink film	Pcs	352
GW27005	1	8011564055285	Heat shrink film	Pcs	352
GW27006	1	8011564055292	Heat shrink film	Pcs	352
GW27007	1	8011564055308	Heat shrink film	Pcs	352
GW27008	1	8011564055315	Heat shrink film	Pcs	352
GW27022	1	8011564055339	Heat shrink film	Pcs	352
GW27023	1	8011564055346	Heat shrink film	Pcs	352
GW27024	1	8011564055353	Heat shrink film	Pcs	352
GW27041DY	1	8034035015045	Heat shrink film	Pcs	353
GW27042DY	1	8034035014871	Heat shrink film	Pcs	353
GW27043DY	1	8034035014888	Heat shrink film	Pcs	353
GW27044DY	1	8034035014895	Heat shrink film	Pcs	353
GW27051	1	8011564055407	Heat shrink film	Pcs	353
GW27052	1	8011564055414	Heat shrink film	Pcs	353
GW27056	1	8011564055421	Bag	Pcs	354
GW27057	1	8011564055438	Bag	Pcs	354
GW27071	1	8011564055445	Heat shrink film	Pcs	356
GW27072	1	8011564055452	Heat shrink film	Pcs	356
GW27073	1	8011564055469	Heat shrink film	Pcs	356

Code	Quantity	Barcode	Packaging type	Unit of measure	Page
GW27415DY	1	8034035087691	Heat shrink film	Pcs	354
GW27416DY	1	8034035087684	Heat shrink film	Pcs	354
GW27421	1	8011564056220	Inner box	Pcs	355
GW27422	1	8011564056237	Inner box	Pcs	355
GW27423	1	8011564056244	Inner box	Pcs	355
GW27424	1	8011564056251	Inner box	Pcs	355
GW27431B	1	8011564825338	Inner box	Pcs	355
GW27432	1	8011564827554	Inner box	Pcs	355
GW27603	1	8011564069510	Heat shrink film	Pcs	353
GW27609	1	8011564069534	Heat shrink film	Pcs	353
GW27615	1	8011564069558	Heat shrink film	Pcs	353
GW27616	1	8011564069565	Heat shrink film	Pcs	353
GW27621	1	8011564069572	Heat shrink film	Pcs	353
GW27622	1	8011564069589	Heat shrink film	Pcs	353
GW27627	1	8011564069596	Heat shrink film	Pcs	353
GW27628	1	8011564069602	Heat shrink film	Pcs	353
GW27801DY	1	8034035014833	Heat shrink film	Pcs	354
GW27803DY	1	8034035014840	Heat shrink film	Pcs	354
GW27812DY	1	8034035014864	Heat shrink film	Pcs	354
GW27833DY	1	8034035014802	Heat shrink film	Pcs	354
GW27841DY	1	8034035014819	Heat shrink film	Pcs	354
GW27842DY	1	8034035014826	Heat shrink film	Pcs	354
GW27844DY	1	8034035083235	Heat shrink film	Pcs	354

GW 28

GW28003DY	1	8034035014383	Heat shrink film	Pcs	376
GW28004DY	1	8034035014376	Heat shrink film	Pcs	376
GW28005DY	1	8034035014369	Heat shrink film	Pcs	376
GW28006DY	1	8034035014352	Heat shrink film	Pcs	376
GW28011DY	1	8034035137884	Blister	Pcs	376
GW28203DY	1	8034035041136	Heat shrink film	Pcs	376
GW28204DY	1	8034035041143	Heat shrink film	Pcs	376
GW28205DY	1	8034035014345	Heat shrink film	Pcs	376
GW28206DY	1	8034035014338	Heat shrink film	Pcs	376

GW 30

GW30943	50	8011564454521	Outer box	Pcs	42
GW30945	50	8011564599635	Outer box	Pcs	42
GW30951	50	8011564666528	Outer box	Pcs	42
GW30952	50	8011564666511	Outer box	Pcs	42
GW30958	10	8011564551039	Outer box	Pcs	43
GW30959	10	8011564551046	Outer box	Pcs	43
GW30960	10	8011564593251	Outer box	Pcs	43

GW 32

GW32431	3	8011564353381	Heat shrink film	Pcs	87
GW32431	3	8011564353381	Heat shrink film	Pcs	87
GW32431DY	1	8034035138058	Unpacked	Pcs	87
GW32431DY	1	8034035138058	Unpacked	Pcs	87
GW32432	3	8011564353411	Heat shrink film	Pcs	87
GW32432	3	8011564353411	Heat shrink film	Pcs	87
GW32457	1	8011564039735	Bag	Pcs	42

GW 35

GW35001W	1	8011564855793	Blister	Pcs	362
GW35001Y	1	8011564862708	Blister	Pcs	368
GW35002W	1	8011564862418	Blister	Pcs	362
GW35002Y	1	8011564862715	Blister	Pcs	368
GW35003W	1	8011564862449	Blister	Pcs	362
GW35003Y	1	8011564862739	Blister	Pcs	368
GW35006W	1	8011564728752	Blister	Pcs	362
GW35006Y	1	8011564728783	Blister	Pcs	368
GW35011W	1	8011564862456	Blister	Pcs	362
GW35011Y	1	8011564862746	Blister	Pcs	368
GW35012W	1	8011564862470	Blister	Pcs	362
GW35012Y	1	8011564862753	Blister	Pcs	368
GW35015W	1	8011564862494	Blister	Pcs	363

Code	Quantity	Barcode	Packaging type	Unit of measure	Page
GW35015Y	1	8011564862777	Blister	Pcs	369
GW35016W	1	8011564728769	Blister	Pcs	362
GW35016Y	1	8011564728790	Blister	Pcs	368
GW35021W	1	8011564862500	Blister	Pcs	363
GW35021Y	1	8011564862784	Blister	Pcs	369
GW35022W	1	8011564862517	Blister	Pcs	363
GW35022Y	1	8011564862791	Blister	Pcs	369
GW35026W	1	8011564728776	Blister	Pcs	363
GW35026Y	1	8011564728806	Blister	Pcs	369
GW35031W	1	8011564862425	Blister	Pcs	362
GW35051W	1	8011564862432	Blister	Pcs	362
GW35051Y	1	8011564862722	Blister	Pcs	368
GW35052W	1	8011564862467	Blister	Pcs	363
GW35052Y	1	8011564862780	Blister	Pcs	369
GW35071W	1	8011564862463	Blister	Pcs	362
GW35201W	1	8011564862524	Blister	Pcs	363
GW35201Y	1	8011564862807	Blister	Pcs	369
GW35202W	1	8011564862548	Blister	Pcs	364
GW35202Y	1	8011564862814	Blister	Pcs	370
GW35203W	1	8011564862562	Blister	Pcs	364
GW35203Y	1	8011564862821	Blister	Pcs	370
GW35204W	1	8011564862579	Blister	Pcs	364
GW35204Y	1	8011564862838	Blister	Pcs	370
GW35206W	1	8011564862531	Blister	Pcs	363
GW35207W	1	8011564862555	Blister	Pcs	364
GW35211W	1	8011564862586	Blister	Pcs	364
GW35211Y	1	8011564862845	Blister	Pcs	370
GW35212W	1	8011564855809	Blister	Pcs	364
GW35212Y	1	8011564862852	Blister	Pcs	370
GW35213W	1	8011564862609	Blister	Pcs	364
GW35213Y	1	8011564862869	Blister	Pcs	370
GW35214W	1	8011564862616	Blister	Pcs	364
GW35214Y	1	8011564862876	Blister	Pcs	370
GW35216W	1	8011564862593	Blister	Pcs	364
GW35251W	1	8011564862630	Blister	Pcs	365
GW35251Y	1	8011564862890	Blister	Pcs	371
GW35261W	1	8011564862623	Blister	Pcs	365
GW35261Y	1	8011564862883	Blister	Pcs	371
GW35271W	1	8011564862647	Blister	Pcs	366
GW35271Y	1	8011564862906	Blister	Pcs	371
GW35272W	1	8011564862654	Blister	Pcs	366
GW35272Y	1	8011564862913	Blister	Pcs	371
GW35273W	1	8011564862661	Blister	Pcs	366
GW35273Y	1	8011564862920	Blister	Pcs	371
GW35274W	1	8011564862678	Blister	Pcs	366
GW35274Y	1	8011564862937	Blister	Pcs	371
GW35280W	1	8011564862685	Blister	Pcs	366
GW35280Y	1	8011564862685	Blister	Pcs	366
GW35280Y	1	8011564862944	Blister	Pcs	371
GW35301W	6	8011564928374	Inner box	Pcs	365
GW35301Y	6	8011564928398	Inner box	Pcs	370
GW35901AD	1	8011564856912	Blister	Pcs	361
GW35901AG	1	8011564856929	Blister	Pcs	361
GW35901AH	1	8011564856936	Blister	Pcs	360
GW35901AM	1	8011564856943	Blister	Pcs	360
GW35901AN	1	8011564856950	Blister	Pcs	361
GW35901AW	1	8011564856974	Blister	Pcs	360
GW35901AY	1	8011564856981	Blister	Pcs	360
GW35902AD	1	8011564856998	Blister	Pcs	361
GW35902AG	1	8011564857001	Blister	Pcs	361
GW35902AH	1	8011564857018	Blister	Pcs	360
GW35902AM	1	8011564857025	Blister	Pcs	360
GW35902AN	1	8011564857032	Blister	Pcs	361
GW35902AW	1	8011564857049	Blister	Pcs	360
GW35902AY	1	8011564857056	Blister	Pcs	360

Quick Reference

Code	Quantity	Barcode	Packaging type	Unit of measure	Page
GW35903AD	1	8011564857063	Blister	Pcs	361
GW35903AG	1	8011564857070	Blister	Pcs	361
GW35903AH	1	8011564857087	Blister	Pcs	360
GW35903AM	1	8011564857094	Blister	Pcs	360
GW35903AN	1	8011564857100	Blister	Pcs	361
GW35903AW	1	8011564857117	Blister	Pcs	360
GW35903AY	1	8011564857124	Blister	Pcs	360
GW35904AD	1	8011564857131	Blister	Pcs	361
GW35904AG	1	8011564857148	Blister	Pcs	361
GW35904AH	1	8011564857155	Blister	Pcs	360
GW35904AM	1	8011564857162	Blister	Pcs	360
GW35904AN	1	8011564857179	Blister	Pcs	361
GW35904AW	1	8011564857186	Blister	Pcs	360
GW35904AY	1	8011564857346	Blister	Pcs	360
GW35905AD	1	8011564857193	Blister	Pcs	361
GW35905AG	1	8011564857209	Blister	Pcs	361
GW35905AH	1	8011564857216	Blister	Pcs	360
GW35905AM	1	8011564857223	Blister	Pcs	360
GW35905AN	1	8011564857230	Blister	Pcs	361
GW35905AW	1	8011564857247	Blister	Pcs	360
GW35905AY	1	8011564857254	Blister	Pcs	360
GW35909AD	1	8011564857261	Blister	Pcs	361
GW35909AG	1	8011564857285	Blister	Pcs	361
GW35909AH	1	8011564857292	Blister	Pcs	360
GW35909AM	1	8011564857308	Blister	Pcs	360
GW35909AN	1	8011564857315	Blister	Pcs	361
GW35909AW	1	8011564857322	Blister	Pcs	360
GW35909AY	1	8011564857339	Blister	Pcs	360
GW35911	1	8011564730816	Unpacked	Pcs	367
GW35911	1	8011564730816	Unpacked	Pcs	372
GW35912	1	8011564730823	Unpacked	Pcs	367
GW35912	1	8011564730823	Unpacked	Pcs	372
GW35981	1	8011564856424	Blister	Pcs	367
GW35981	1	8011564856424	Blister	Pcs	372
GW35986	1	8011564728813	Inner box	Pcs	367
GW35986	1	8011564728813	Inner box	Pcs	372

GW 38

GW38056	1	8011564885011	Bag	Pcs	226
GW38056	1	8011564885011	Bag	Pcs	242
GW38056	1	8011564885011	Bag	Pcs	258
GW38056	1	8011564885011	Bag	Pcs	277
GW38056	1	8011564885011	Bag	Pcs	293
GW38056	1	8011564885011	Bag	Pcs	324
GW38056	1	8011564885011	Bag	Pcs	342
GW38056	1	8011564885011	Bag	Pcs	366
GW38056	1	8011564885011	Bag	Pcs	372
GW38057	1	8011564885028	Bag	Pcs	226
GW38057	1	8011564885028	Bag	Pcs	242
GW38057	1	8011564885028	Bag	Pcs	258
GW38057	1	8011564885028	Bag	Pcs	277
GW38057	1	8011564885028	Bag	Pcs	293
GW38057	1	8011564885028	Bag	Pcs	324
GW38057	1	8011564885028	Bag	Pcs	342
GW38057	1	8011564885028	Bag	Pcs	366
GW38057	1	8011564885028	Bag	Pcs	372
GW38098	1	8011564890800	Outer box	Pcs	65

GW 40

GW40001	1	8011564012530	Heat shrink film	Pcs	26
GW40003	1	8011564012547	Heat shrink film	Pcs	26
GW40005	1	8011564012554	Heat shrink film	Pcs	26
GW40007	1	8011564012561	Heat shrink film	Pcs	26
GW40009	1	8011564012578	Bag	Pcs	26
GW40022	1	8011564012127	Heat shrink film	Pcs	29
GW40023	1	8011564012134	Heat shrink film	Pcs	29

Code	Quantity	Barcode	Packaging type	Unit of measure	Page
GW40024	1	8011564012141	Heat shrink film	Pcs	29
GW40026	1	8011564012158	Heat shrink film	Pcs	29
GW40028	1	8011564012165	Heat shrink film	Pcs	29
GW40030	1	8011564012172	Heat shrink film	Pcs	29
GW40032	1	8011564012189	Heat shrink film	Pcs	29
GW40043	1	8011564033290	Heat shrink film	Pcs	27
GW40043BS	1	8011564896697	Heat shrink film	Pcs	27
GW40045	1	8011564033313	Heat shrink film	Pcs	27
GW40045BS	1	8011564896703	Heat shrink film	Pcs	27
GW40047	1	8011564033337	Heat shrink film	Pcs	27
GW40047BD	1	8011564896727	Heat shrink film	Pcs	27
GW40047BS	1	8011564896710	Heat shrink film	Pcs	27
GW40049	1	8011564033351	Bubblewrap	Pcs	27
GW40049BD	1	8011564896741	Bubblewrap	Pcs	27
GW40049BS	1	8011564896734	Bubblewrap	Pcs	27
GW40051BD	1	8011564896758	Bubblewrap	Pcs	27
GW40053BD	1	8011564896765	Outer box	Pcs	27
GW40053BQ	1	8011564896772	Outer box	Pcs	27
GW40063	1	8011564856516	Heat shrink film	Pcs	28
GW40063BS	1	8011564896789	Heat shrink film	Pcs	28
GW40065	1	8011564856523	Heat shrink film	Pcs	28
GW40065BS	1	8011564896796	Heat shrink film	Pcs	28
GW40067	1	8011564856530	Heat shrink film	Pcs	28
GW40067BD	1	8011564896819	Heat shrink film	Pcs	28
GW40067BS	1	8011564896802	Heat shrink film	Pcs	28
GW40069	1	8011564856547	Bubblewrap	Pcs	28
GW40069BD	1	8011564896857	Bubblewrap	Pcs	28
GW40069BS	1	8011564896826	Bubblewrap	Pcs	28
GW40071	1	8011564856554	Bubblewrap	Pcs	28
GW40071BD	1	8011564896864	Bubblewrap	Pcs	28
GW40073	1	8011564856561	Outer box	Pcs	28
GW40073BD	1	8011564896871	Outer box	Pcs	28
GW40073BQ	1	8011564896888	Outer box	Pcs	28
GW40101	1	8011564061477	Heat shrink film	Pcs	24
GW40102	1	8011564061514	Heat shrink film	Pcs	24
GW40102BS	1	8011564895430	Heat shrink film	Pcs	24
GW40103	1	8011564061545	Heat shrink film	Pcs	24
GW40103BS	1	8011564896550	Heat shrink film	Pcs	24
GW40104	1	8011564062207	Heat shrink film	Pcs	25
GW40104BD	1	8011564896581	Heat shrink film	Pcs	25
GW40104BS	1	8011564896574	Heat shrink film	Pcs	25
GW40105BD	1	8011564896598	Bubblewrap	Pcs	25
GW40105UD	1	8011564896611	Bubblewrap	Pcs	25
GW40106	1	8011564061576	Bubblewrap	Pcs	24
GW40106BS	1	8011564896567	Bubblewrap	Pcs	24
GW40107	1	8011564062221	Bubblewrap	Pcs	25
GW40107BD	1	8011564896642	Bubblewrap	Pcs	25
GW40107BS	1	8011564896635	Bubblewrap	Pcs	25
GW40108	1	8011564062252	Outer box	Pcs	25
GW40108BD	1	8011564896659	Outer box	Pcs	25
GW40108BT	1	8011564896666	Outer box	Pcs	25
GW40109BD	1	8011564896673	Outer box	Pcs	25
GW40109BQ	1	8011564896680	Outer box	Pcs	25
GW40112	1	8011564279636	Heat shrink film	Pcs	32
GW40113	1	8011564062306	Inner box	Pcs	32
GW40114	1	8011564062320	Inner box	Pcs	32
GW40115	1	8011564062351	Bubblewrap	Pcs	32
GW40123	1	8011564103016	Inner box	Pcs	32
GW40124	1	8011564103023	Inner box	Pcs	32
GW40125	1	8011564103030	Bag	Pcs	32
GW40151N	1	8034035051852	Outer box	Pcs	34
GW40151N	1	8034035051852	Outer box	Pcs	74
GW40152N	1	8034035051869	Outer box	Pcs	34
GW40152N	1	8034035051869	Outer box	Pcs	74
GW40153N	1	8034035051883	Outer box	Pcs	34

Code	Quantity	Barcode	Packaging type	Unit of measure	Page
GW40153N	1	8034035051883	Outer box	Pcs	74
GW40154N	1	8034035051890	Outer box	Pcs	34
GW40154N	1	8034035051890	Outer box	Pcs	74
GW40155N	1	8034035051906	Outer box	Pcs	34
GW40155N	1	8034035051906	Outer box	Pcs	74
GW40161N	1	8034035051913	Outer box	Pcs	34
GW40161N	1	8034035051913	Outer box	Pcs	74
GW40162N	1	8034035051920	Outer box	Pcs	34
GW40162N	1	8034035051920	Outer box	Pcs	74
GW40163N	1	8034035051937	Outer box	Pcs	34
GW40163N	1	8034035051937	Outer box	Pcs	74
GW40164N	1	8034035051944	Outer box	Pcs	34
GW40164N	1	8034035051944	Outer box	Pcs	74
GW40165N	1	8034035051951	Outer box	Pcs	34
GW40165N	1	8034035051951	Outer box	Pcs	74
GW40173N	1	8034035051968	Outer box	Pcs	34
GW40173N	1	8034035051968	Outer box	Pcs	75
GW40174N	1	8034035051975	Outer box	Pcs	34
GW40174N	1	8034035051975	Outer box	Pcs	75
GW40178N	1	8034035051999	Outer box	Pcs	34
GW40178N	1	8034035051999	Outer box	Pcs	75
GW40179N	1	8034035052002	Outer box	Pcs	34
GW40179N	1	8034035052002	Outer box	Pcs	75
GW40225TB	1	8011564442009	Heat shrink film	Pcs	70
GW40225BDY	1	8034035138430	Heat shrink film	Pcs	70
GW40225TN	1	8011564442016	Heat shrink film	Pcs	70
GW40225VA	1	8011564442023	Heat shrink film	Pcs	70
GW40225VT	1	8011564442030	Heat shrink film	Pcs	70
GW40229TB	1	8011564442047	Heat shrink film	Pcs	70
GW40229BDY	1	8034035138447	Heat shrink film	Pcs	70
GW40229TN	1	8011564442054	Heat shrink film	Pcs	70
GW40229VA	1	8011564442061	Heat shrink film	Pcs	70
GW40229VT	1	8011564442078	Heat shrink film	Pcs	70
GW40233TB	1	8011564442085	Heat shrink film	Pcs	70
GW40233BDY	1	8034035138454	Heat shrink film	Pcs	70
GW40233TN	1	8011564442092	Heat shrink film	Pcs	70
GW40233VA	1	8011564442108	Heat shrink film	Pcs	70
GW40233VT	1	8011564442115	Heat shrink film	Pcs	70
GW40237TB	1	8011564442122	Heat shrink film	Pcs	70
GW40237BDY	1	8034035138461	Heat shrink film	Pcs	70
GW40237TN	1	8011564442139	Heat shrink film	Pcs	70
GW40237VA	1	8011564442146	Heat shrink film	Pcs	70
GW40237VT	1	8011564442153	Heat shrink film	Pcs	70
GW40239TB	1	8011564442160	Bubblewrap bag	Pcs	70
GW40239BDY	1	8034035138478	Bubblewrap bag	Pcs	70
GW40239TN	1	8011564442177	Bubblewrap bag	Pcs	70
GW40239VA	1	8011564442184	Bubblewrap bag	Pcs	70
GW40239VT	1	8011564442191	Bubblewrap bag	Pcs	70
GW40285TB	1	8011564856585	Heat shrink film	Pcs	71
GW40287TB	1	8011564856578	Heat shrink film	Pcs	71
GW40289TB	1	8011564856592	Heat shrink film	Pcs	71
GW40293TB	1	8011564856608	Heat shrink film	Pcs	71
GW40299TB	1	8011564856615	Bubblewrap bag	Pcs	71
GW40390C	1	8034035024009	Outer box	Pcs	64
GW40390F	1	8034035024016	Outer box	Pcs	64
GW40401	1	8011564012660	Bag	Pcs	30
GW40401	1	8011564012660	Bag	Pcs	63
GW40402	1	8011564012677	Bag	Pcs	30
GW40402	1	8011564012677	Bag	Pcs	63
GW40404	1	8011564063013	Bag	Pcs	30
GW40404	1	8011564063013	Bag	Pcs	63
GW40408B	1	8011564854628	Bag	Pcs	30
GW40408B	1	8011564854628	Bag	Pcs	63
GW40408U	1	8011564854611	Bag	Pcs	30
GW40408U	1	8011564854611	Bag	Pcs	63

Code	Quantity	Barcode	Packaging type	Unit of measure	Page
GW40412B	1	8011564854659	Bag	Pcs	30
GW40412B	1	8011564854659	Bag	Pcs	63
GW40412U	1	8011564854642	Bag	Pcs	30
GW40412U	1	8011564854642	Bag	Pcs	63
GW40418B	1	8011564854680	Bag	Pcs	30
GW40418B	1	8011564854680	Bag	Pcs	63
GW40418U	1	8011564854673	Bag	Pcs	30
GW40418U	1	8011564854673	Bag	Pcs	63
GW40422	1	8011564033405	Bag	Pcs	30
GW40422	1	8011564033405	Bag	Pcs	33
GW40422	1	8011564033405	Bag	Pcs	36
GW40422	1	8011564033405	Bag	Pcs	43
GW40422	1	8011564033405	Bag	Pcs	63
GW40422	1	8011564033405	Bag	Pcs	64
GW40422U	1	8011564854666	Bag	Pcs	30
GW40422U	1	8011564854666	Bag	Pcs	63
GW40423	10	8011564672581	Bag	Pcs	44
GW40425	10	8011564385252	Outer box	Pcs	65
GW40454N	1	8034035052040	Inner box	Pcs	35
GW40454N	1	8034035052040	Inner box	Pcs	76
GW40455N	1	8034035052057	Inner box	Pcs	35
GW40455N	1	8034035052057	Inner box	Pcs	76
GW40461N	1	8034035052026	Bag	Pcs	35
GW40461N	1	8034035052026	Bag	Pcs	76
GW40463N	1	8034035052033	Bag	Pcs	35
GW40463N	1	8034035052033	Bag	Pcs	76
GW40467	10	8011564672598	Bag	Pcs	35
GW40467	10	8011564672598	Bag	Pcs	63
GW40467	10	8011564672598	Bag	Pcs	76
GW40501	1	8011564081550	Inner box	Pcs	35
GW40502	1	8011564081567	Inner box	Pcs	35
GW40503	1	8011564081574	Inner box	Pcs	35
GW40504	1	8011564081581	Inner box	Pcs	35
GW40506	1	8011564818811	Heat shrink film	Pcs	37
GW40508DT	1	8034035019203	Inner box	Pcs	37
GW40508ST	1	8034035019210	Inner box	Pcs	37
GW40509DT	1	8034035019227	Inner box	Pcs	37
GW40509QT	1	8034035019234	Inner box	Pcs	37
GW40510	1	8034035019241	Inner box	Pcs	38
GW40511	1	8011564081598	Inner box	Pcs	35
GW40512	1	8011564081604	Inner box	Pcs	35
GW40531	1	8011564081772	Inner box	Pcs	36
GW40532	1	8011564081789	Inner box	Pcs	36
GW40533	1	8011564081796	Inner box	Pcs	36
GW40534	1	8011564081802	Inner box	Pcs	36
GW40536	1	8011564081819	Inner box	Pcs	36
GW40537	1	8011564081826	Inner box	Pcs	36
GW40538	1	8011564081833	Inner box	Pcs	36
GW40539	1	8011564081840	Inner box	Pcs	36
GW40541	1	8011564081857	Inner box	Pcs	36
GW40542	1	8011564081864	Inner box	Pcs	36
GW40596	1	8011564818712	Bag	Pcs	38
GW40597	1	8011564818729	Bag	Pcs	38
GW40601	1	8011564062399	Heat shrink film	Pcs	72
GW40602	1	8011564062412	Heat shrink film	Pcs	72
GW40603	1	8011564062436	Heat shrink film	Pcs	72
GW40604	1	8011564062443	Heat shrink film	Pcs	72
GW40604BS	1	8011564896895	Heat shrink film	Pcs	72
GW40605	1	8011564062450	Heat shrink film	Pcs	72
GW40605BS	1	8011564896901	Heat shrink film	Pcs	72
GW40605PM	1	8011564801875	Heat shrink film	Pcs	62
GW40606	1	8011564062498	Heat shrink film	Pcs	72
GW40606BD	1	8011564896932	Heat shrink film	Pcs	73
GW40606BS	1	8011564896925	Heat shrink film	Pcs	73
GW40606PM	1	8011564801882	Heat shrink film	Pcs	62

Quick Reference

Code	Quantity	Barcode	Packaging type	Unit of measure	Page
GW40608	1	8011564062467	Heat shrink film	Pcs	72
GW40608BS	1	8011564896918	Heat shrink film	Pcs	72
GW40609	1	8011564062511	Bubblewrap bag	Pcs	72
GW40609BD	1	8011564896956	Bubblewrap bag	Pcs	73
GW40609BS	1	8011564896949	Heat shrink film	Pcs	73
GW40609PM	1	8011564801899	Bubblewrap bag	Pcs	62
GW40610	1	8011564062535	Bubblewrap bag	Pcs	72
GW40610BD	1	8011564896970	Bubblewrap bag	Pcs	73
GW40610BT	1	8011564896987	Bubblewrap bag	Pcs	73
GW40610PM	1	8011564801905	Bubblewrap bag	Pcs	62
GW40611	1	8011564062559	Outer box	Pcs	72
GW40611BD	1	8011564896994	Outer box	Pcs	73
GW40611BQ	1	8011564897007	Outer box	Pcs	73
GW40611PM	1	8011564802018	Outer box	Pcs	62
GW40688PM	1	8034035024023	Unpacked	Pcs	64
GW40689PM	1	8034035024030	Unpacked	Pcs	64

GW 42

GW42001	1	8011564012714	Heat shrink film	Pcs	56
GW42002	1	8011564012721	Heat shrink film	Pcs	56
GW42003	1	8011564012738	Heat shrink film	Pcs	56
GW42004	1	8011564012745	Heat shrink film	Pcs	56
GW42005	1	8011564012752	Heat shrink film	Pcs	56
GW42006	1	8011564012769	Heat shrink film	Pcs	56
GW42007	1	8011564012776	Heat shrink film	Pcs	56
GW42008	1	8011564012783	Heat shrink film	Pcs	56
GW42009	1	8011564012790	Heat shrink film	Pcs	56
GW42010	1	8011564012806	Heat shrink film	Pcs	56
GW42201	1	8011564033412	Inner box	Pcs	40
GW42202	1	8011564033429	Inner box	Pcs	41
GW42203	1	8011564033436	Inner box	Pcs	41
GW42204	1	8011564063969	Inner box	Pcs	40
GW42206	1	8011564063976	Inner box	Pcs	41
GW42207	1	8011564063983	Inner box	Pcs	41
GW42208	1	8011564063990	Inner box	Pcs	41
GW42211	1	8011564033443	Bag	Pcs	42
GW42212	1	8011564033450	Bag	Pcs	42
GW42213	1	8011564064027	Bag	Pcs	42
GW42214	1	8011564073180	Bag	Pcs	42
GW42216	1	8011564040311	Bag	Pcs	42
GW42231	1	8011564064003	Inner box	Pcs	41
GW42232	1	8011564064010	Inner box	Pcs	41

GW 43

GW43021S	1	8011564279766	Outer box	Pcs	33
GW43022S	1	8011564279773	Outer box	Pcs	33
GW43023S	1	8011564279780	Outer box	Pcs	33
GW43024S	1	8011564279797	Outer box	Pcs	33
GW43071S	1	8011564279964	Bubblewrap bag	Pcs	33
GW43072S	1	8011564279971	Bubblewrap bag	Pcs	33
GW43073S	1	8011564279988	Bubblewrap bag	Pcs	33
GW43074S	1	8011564279995	Bag	Pcs	33

GW 44

GW44001DY	1	8034035083150	Heat shrink film	Pcs	46
GW44002DY	1	8034035067532	Unpacked	Pcs	46
GW44003DY	1	8034035067631	Unpacked	Pcs	46
GW44003DY6	1	8034035116698	Heat shrink film	Pcs	46
GW44004	1	8011564013698	Heat shrink film	Pcs	46
GW44005	1	8011564013704	Heat shrink film	Pcs	46
GW44006	1	8011564013711	Heat shrink film	Pcs	46
GW44007	1	8011564013728	Heat shrink film	Pcs	46
GW44008	1	8011564013735	Heat shrink film	Pcs	46
GW44009	1	8011564013742	Heat shrink film	Pcs	46
GW44010	1	8011564013759	Heat shrink film	Pcs	46
GW44011	1	8011564013766	Heat shrink film	Pcs	46

Code	Quantity	Barcode	Packaging type	Unit of measure	Page
GW44024	1	8011564177017	Heat shrink film	Pcs	46
GW44026	1	8011564177024	Heat shrink film	Pcs	46
GW44051	5	8011564540255	Heat shrink film	Pcs	49
GW44051R	5	8011564607613	Heat shrink film	Pcs	50
GW44052	5	8011564570528	Heat shrink film	Pcs	49
GW44053	5	8011564540231	Heat shrink film	Pcs	49
GW44053R	5	8011564607644	Heat shrink film	Pcs	50
GW44054	1	8011564180413	Heat shrink film	Pcs	49
GW44054R	1	8011564261624	Heat shrink film	Pcs	50
GW44055	1	8011564243835	Heat shrink film	Pcs	50
GW44056	1	8011564180437	Heat shrink film	Pcs	49
GW44056R	1	8011564261648	Heat shrink film	Pcs	50
GW44057	1	8011564180345	Heat shrink film	Pcs	50
GW44058	1	8011564180376	Heat shrink film	Pcs	50
GW44059	1	8011564243842	Heat shrink film	Pcs	50
GW44060	1	8011564243859	Heat shrink film	Pcs	50
GW44061	1	8011564243866	Heat shrink film	Pcs	50
GW44114	1	8011564763470	Heat shrink film	Pcs	48
GW44117	1	8011564763487	Heat shrink film	Pcs	48
GW44118	1	8011564763494	Heat shrink film	Pcs	48
GW44119	1	8011564763500	Heat shrink film	Pcs	48
GW44120	1	8011564763517	Heat shrink film	Pcs	48
GW44137	1	8011564763531	Heat shrink film	Pcs	48
GW44138	1	8011564763548	Heat shrink film	Pcs	48
GW44139	1	8011564763555	Heat shrink film	Pcs	48
GW44140	1	8011564763562	Heat shrink film	Pcs	48
GW44204	1	8011564013773	Heat shrink film	Pcs	47
GW44205	1	8011564013780	Heat shrink film	Pcs	47
GW44206	1	8011564013797	Heat shrink film	Pcs	47
GW44207	1	8011564013803	Heat shrink film	Pcs	47
GW44208	1	8011564013810	Heat shrink film	Pcs	47
GW44209	1	8011564013827	Heat shrink film	Pcs	47
GW44210	1	8011564013834	Heat shrink film	Pcs	47
GW44211	1	8011564013841	Heat shrink film	Pcs	47
GW44214	1	8011564013858	Heat shrink film	Pcs	47
GW44216	1	8011564013872	Heat shrink film	Pcs	47
GW44217	1	8011564013889	Heat shrink film	Pcs	47
GW44218	1	8011564013896	Heat shrink film	Pcs	47
GW44219	1	8011564013902	Heat shrink film	Pcs	47
GW44220	1	8011564013919	Heat shrink film	Pcs	47
GW44221	1	8011564013926	Heat shrink film	Pcs	47
GW44234	1	8011564196223	Heat shrink film	Pcs	47
GW44236	1	8011564196230	Heat shrink film	Pcs	47
GW44254	1	8011564298729	Heat shrink film	Pcs	51
GW44255	1	8011564298736	Heat shrink film	Pcs	51
GW44256	1	8011564298743	Heat shrink film	Pcs	51
GW44257	1	8011564298750	Heat shrink film	Pcs	51
GW44258	1	8011564298767	Heat shrink film	Pcs	51
GW44259	1	8011564298774	Heat shrink film	Pcs	51
GW44260	1	8011564298781	Heat shrink film	Pcs	51
GW44261	1	8011564298798	Heat shrink film	Pcs	51
GW44274	1	8011564217812	Heat shrink film	Pcs	51
GW44275	1	8011564217652	Heat shrink film	Pcs	51
GW44276	1	8011564217669	Heat shrink film	Pcs	51
GW44276C	1	8011564718913	Heat shrink film	Pcs	51
GW44277	1	8011564217713	Heat shrink film	Pcs	51
GW44277C	1	8011564718920	Heat shrink film	Pcs	51
GW44278	1	8011564217676	Heat shrink film	Pcs	51
GW44279	1	8011564229273	Heat shrink film	Pcs	51
GW44280	1	8011564229266	Heat shrink film	Pcs	51
GW44281	1	8011564243873	Heat shrink film	Pcs	51
GW44404	1	8011564013933	Heat shrink film	Pcs	52
GW44405	1	8011564013940	Heat shrink film	Pcs	52
GW44406	1	8011564013957	Heat shrink film	Pcs	52
GW44407	1	8011564013964	Heat shrink film	Pcs	52

Code	Quantity	Barcode	Packaging type	Unit of measure	Page
GW44408	1	8011564013971	Heat shrink film	Pcs	52
GW44409	1	8011564013988	Heat shrink film	Pcs	52
GW44410	1	8011564013995	Heat shrink film	Pcs	52
GW44411	1	8011564014008	Heat shrink film	Pcs	52
GW44414	1	8011564014015	Heat shrink film	Pcs	52
GW44415	1	8011564014022	Heat shrink film	Pcs	52
GW44416	1	8011564014039	Heat shrink film	Pcs	52
GW44417	1	8011564014046	Heat shrink film	Pcs	52
GW44418	1	8011564014053	Heat shrink film	Pcs	52
GW44419	1	8011564014060	Heat shrink film	Pcs	52
GW44420	1	8011564014077	Heat shrink film	Pcs	52
GW44421	1	8011564014084	Heat shrink film	Pcs	52
GW44426	1	8011564014091	Heat shrink film	Pcs	53
GW44427	1	8011564014107	Heat shrink film	Pcs	53
GW44428	1	8011564014114	Heat shrink film	Pcs	53
GW44429	1	8011564014121	Heat shrink film	Pcs	53
GW44430	1	8011564014138	Heat shrink film	Pcs	53
GW44431	1	8011564014145	Heat shrink film	Pcs	53
GW44436	1	8011564014152	Heat shrink film	Pcs	53
GW44437	1	8011564014169	Heat shrink film	Pcs	53
GW44438	1	8011564014176	Heat shrink film	Pcs	53
GW44439	1	8011564014183	Heat shrink film	Pcs	53
GW44440	1	8011564014190	Heat shrink film	Pcs	53
GW44441	1	8011564014206	Heat shrink film	Pcs	53
GW44615	1	8011564014237	Bag	Pcs	53
GW44615	1	8011564014237	Bag	Pcs	58
GW44616	1	8011564014244	Bag	Pcs	53
GW44616	1	8011564014244	Bag	Pcs	58
GW44617	1	8011564014251	Bag	Pcs	53
GW44617	1	8011564014251	Bag	Pcs	58
GW44618	1	8011564014268	Bag	Pcs	53
GW44619	1	8011564014275	Bag	Pcs	53
GW44621	40	8011564324015	Inner box	Pcs	44
GW44622	10	8011564341098	Bag	Pcs	44
GW44622	10	8011564341098	Bag	Pcs	54
GW44623	10	8011564341074	Bag	Pcs	44
GW44623	10	8011564341074	Bag	Pcs	54
GW44625	1	8011564028456	Bag	Pcs	53
GW44625	1	8011564028456	Bag	Pcs	58
GW44626	1	8011564028715	Bag	Pcs	53
GW44626	1	8011564028715	Bag	Pcs	58
GW44627	1	8011564028708	Bag	Pcs	58
GW44636	1	8011564028609	Bag	Pcs	21
GW44637	1	8011564028616	Bag	Pcs	21
GW44638	1	8011564028623	Bag	Pcs	21
GW44639	1	8011564028630	Bag	Pcs	21
GW44646	1	8011564028678	Bag	Pcs	22
GW44647	1	8011564028661	Bag	Pcs	22
GW44648	1	8011564028654	Bag	Pcs	22
GW44649	1	8011564028647	Bag	Pcs	22
GW44691DY	1	8034035067716	Heat shrink film	Pcs	20
GW44693	1	8011564064379	Inner box	Pcs	20
GW44696DY	1	8034035141331	Bag	Pcs	20
GW44698	1	8011564064430	Inner box	Pcs	20
GW44699	1	8011564099500	Inner box	Pcs	20
GW44808	1	8011564028524	Heat shrink film	Pcs	21
GW44809	1	8011564028531	Heat shrink film	Pcs	21
GW44810	1	8011564028463	Heat shrink film	Pcs	21
GW44811	1	8011564028470	Heat shrink film	Pcs	21
GW44818	1	8011564028517	Heat shrink film	Pcs	21
GW44819	1	8011564028487	Heat shrink film	Pcs	21
GW44820	1	8011564028500	Heat shrink film	Pcs	21
GW44821	1	8011564028494	Heat shrink film	Pcs	21
GW44852	1	8011564111332	Bag	Pcs	22
GW44853	1	8011564111349	Bag	Pcs	22

Code	Quantity	Barcode	Packaging type	Unit of measure	Page
GW44854	1	8011564111356	Bag	Pcs	22
GW44855	1	8011564111363	Bag	Pcs	22
GW 46					
GW46001F	1	8011564854703	Outer box	Pcs	16
GW46002F	1	8011564854710	Outer box	Pcs	16
GW46003F	1	8011564854734	Outer box	Pcs	16
GW46004F	1	8011564854741	Outer box	Pcs	16
GW46005F	1	8011564854758	Outer box	Pcs	16
GW46006F	1	8011564854765	Outer box	Pcs	16
GW46007F	1	8011564854772	Outer box	Pcs	16
GW46031	1	8011564096813	Outer box	Pcs	17
GW46032	1	8011564096820	Outer box	Pcs	17
GW46033	1	8011564096837	Outer box	Pcs	17
GW46034	1	8011564096844	Outer box	Pcs	17
GW46035	1	8011564096851	Outer box	Pcs	17
GW46036	1	8011564096868	Outer box	Pcs	17
GW46037	1	8011564096875	Outer box	Pcs	17
GW46201F	1	8011564854789	Outer box	Pcs	16
GW46202F	1	8011564854796	Outer box	Pcs	16
GW46203F	1	8011564854802	Outer box	Pcs	16
GW46204F	1	8011564854819	Outer box	Pcs	16
GW46205F	1	8011564854826	Outer box	Pcs	16
GW46206F	1	8011564854833	Outer box	Pcs	16
GW46207F	1	8011564854840	Outer box	Pcs	16
GW46232	1	8011564096882	Outer box	Pcs	17
GW46233	1	8011564096899	Outer box	Pcs	17
GW46234	1	8011564096905	Outer box	Pcs	17
GW46235	1	8011564096912	Outer box	Pcs	17
GW46236	1	8011564096929	Outer box	Pcs	17
GW46237	1	8011564096936	Outer box	Pcs	17
GW46401	1	8011564013209	Bag	Pcs	19
GW46402	1	8011564013216	Bag	Pcs	19
GW46403	1	8011564013223	Bag	Pcs	19
GW46404	1	8011564013230	Bag	Pcs	19
GW46405	1	8011564013247	Bag	Pcs	19
GW46407	1	8011564013261	Outer box	Pcs	19
GW46408	1	8011564013278	Bag	Pcs	19
GW46409	1	8011564013285	Bag	Pcs	19
GW46410	1	8011564013292	Bag	Pcs	19
GW46411	1	8011564013308	Bag	Pcs	19
GW46412	1	8011564013315	Bag	Pcs	19
GW46413	1	8011564013322	Bag	Pcs	19
GW46420F	1	8011564283824	Bag	Pcs	18
GW46421F	1	8011564283831	Bag	Pcs	18
GW46422F	1	8011564283838	Bag	Pcs	18
GW46423F	1	8011564283845	Bag	Pcs	18
GW46424F	1	8011564283852	Bag	Pcs	18
GW46425F	1	8011564283859	Bag	Pcs	18
GW46426F	1	8011564283866	Bag	Pcs	18
GW46427F	1	8011564283873	Bag	Pcs	18
GW46428F	1	8011564283880	Bag	Pcs	18
GW46429F	1	8011564283887	Bag	Pcs	18
GW46435F	1	8011564284180	Bag	Pcs	18
GW46436F	1	8011564284197	Bag	Pcs	18
GW46437F	1	8011564284204	Bag	Pcs	18
GW46438F	1	8011564284211	Bag	Pcs	18
GW46439F	1	8011564284218	Bag	Pcs	18
GW46445	1	8011564013643	Bag	Pcs	20
GW46445	1	8011564013643	Bag	Pcs	22
GW46446	1	8011564013650	Bag	Pcs	19
GW46447	1	8011564029583	Bag	Pcs	20
GW46451	1	8011564029606	Bag	Pcs	19
GW46461	1	8011564027367	Bag	Pcs	19
GW46462	1	8011564027374	Bag	Pcs	19
GW46463	1	8011564027381	Bag	Pcs	19

Quick Reference

Code	Quantity	Barcode	Packaging type	Unit of measure	Page
GW46465	1	8011564027404	Bag	Pcs	19
GW46466	1	8011564027411	Bag	Pcs	19
GW46467	1	8011564027428	Bag	Pcs	19
GW46475F	1	8011564284234	Bag	Pcs	18
GW46476F	1	8011564284241	Bag	Pcs	18
GW46477F	1	8011564284258	Bag	Pcs	18
GW46478F	1	8011564284265	Bag	Pcs	18
GW46479F	1	8011564284272	Outer box	Pcs	18

GW 48					
GW48001	1	8011564016385	Unpacked	Pcs	78
GW48001DY	1	8034035137198	Heat shrink film	Pcs	78
GW48002	1	8011564016392	Unpacked	Pcs	78
GW48002DY	1	8034035137204	Heat shrink film	Pcs	78
GW48003	1	8011564016408	Unpacked	Pcs	78
GW48003DY	1	8034035137211	Heat shrink film	Pcs	78
GW48004	1	8011564016415	Unpacked	Pcs	78
GW48004DY	1	8034035137228	Heat shrink film	Pcs	78
GW48005	1	8011564016422	Unpacked	Pcs	78
GW48005DY	1	8034035137235	Heat shrink film	Pcs	78
GW48006	1	8011564016439	Inner box	Pcs	79
GW48006DY	1	8034035137242	Heat shrink film	Pcs	79
GW48006PM	1	8011564800960	Inner box	Pcs	66
GW48007	1	8011564016446	Inner box	Pcs	79
GW48007DY	1	8034035137259	Heat shrink film	Pcs	79
GW48007PM	1	8011564800977	Inner box	Pcs	66
GW48008	1	8011564016453	Inner box	Pcs	79
GW48008DY	1	8034035137266	Heat shrink film	Pcs	79
GW48008PM	1	8011564800984	Inner box	Pcs	66
GW48009	1	8011564016460	Inner box	Pcs	79
GW48009PM	1	8011564800991	Inner box	Pcs	66
GW48010	1	8011564016477	Inner box	Pcs	79
GW48011	1	8011564016484	Inner box	Pcs	79
GW48011DY	1	8034035137273	Heat shrink film	Pcs	79
GW48012DY	1	8034035014321	Unpacked	Pcs	66
GW48012DY	1	8034035014321	Unpacked	Pcs	80
GW48126PM	1	8011564801943	Inner box	Pcs	66
GW48207PM	1	8011564801110	Heat shrink film	Pcs	67
GW48211PM	1	8011564801127	Heat shrink film	Pcs	67
GW48644	1	8011564071834	Bag	Pcs	43
GW48645	1	8011564099487	Bag	Pcs	44

GW 50					
GW50201DY	1	8034035015205	Bag	Pcs	96
GW50202DY	1	8034035015212	Bag	Pcs	96
GW50203DY	1	8034035015229	Bag	Pcs	96
GW50204DY	1	8034035015236	Bag	Pcs	96
GW50205	6	8011564327054	Inner box	Pcs	96
GW50206	6	8011564327078	Bag	Pcs	96
GW50207DY	1	8034035015243	Bag	Pcs	96
GW50208DY	1	8034035015250	Bag	Pcs	96
GW50209DY	1	8034035015267	Bag	Pcs	96
GW50210DY	1	8034035015274	Bag	Pcs	96
GW50211DY	1	8034035077777	Bag	Pcs	96
GW50212	6	8011564327191	Bag	Pcs	96
GW50428DY	1	8034035015281	Heat shrink film	Pcs	54
GW50428DY	1	8034035015281	Heat shrink film	Pcs	119
GW50429DY	1	8034035015298	Heat shrink film	Pcs	54
GW50429DY	1	8034035015298	Heat shrink film	Pcs	119
GW50430DY	1	8034035015304	Heat shrink film	Pcs	54
GW50430DY	1	8034035015304	Heat shrink film	Pcs	119
GW50431DY	1	8034035056109	Heat shrink film	Pcs	54
GW50431DY	1	8034035056109	Heat shrink film	Pcs	119
GW50432DY	1	8034035015311	Bag	Pcs	54
GW50432DY	1	8034035015311	Bag	Pcs	119
GW50601DY	1	8034035067723	Bag	Pcs	120

Code	Quantity	Barcode	Packaging type	Unit of measure	Page
GW50602DY	1	8034035067730	Bag	Pcs	120
GW50603DY	1	8034035067747	Bag	Pcs	120
GW50604DY	1	8034035067754	Bag	Pcs	120
GW50605DY	1	8034035077593	Bag	Pcs	120
GW50606DY	1	8034035077708	Bag	Pcs	120
GW50607DY	1	8034035077715	Bag	Pcs	120
GW50608DY	1	8034035077722	Bag	Pcs	120
GW50628DY	1	8034035067761	Bag	Pcs	120
GW50630DY	1	8034035077739	Bag	Pcs	120

GW 52					
GW52001DY	1	8034035015328	Heat shrink film	Pcs	118
GW52002DY	1	8034035015335	Heat shrink film	Pcs	118
GW52003DY	1	8034035015342	Heat shrink film	Pcs	118
GW52004DY	1	8034035015359	Heat shrink film	Pcs	118
GW52005DY	1	8034035015366	Heat shrink film	Pcs	118
GW52006DY	1	8034035015373	Heat shrink film	Pcs	118
GW52007DY	1	8034035015380	Bag	Pcs	118
GW52043DY	1	8034035067556	Heat shrink film	Pcs	118
GW52044DY	1	8034035067563	Heat shrink film	Pcs	118
GW52045DY	1	8034035067570	Heat shrink film	Pcs	118
GW52046DY	1	8034035067587	Bag	Pcs	118
GW52047DY	1	8034035067594	Bag	Pcs	118

GW 68					
GW68441	1	8011564033528	Bag	Pcs	57
GW68990	1	8011564834316	Outer box	Pcs	392

GW 72					
GW72131	10	8011564917972	Bag	Pcs	157
GW72131	10	8011564917972	Bag	Pcs	170
GW72132	10	8011564917989	Bag	Pcs	157
GW72132	10	8011564917989	Bag	Pcs	170
GW72133	10	8011564918108	Bag	Pcs	157
GW72133	10	8011564918108	Bag	Pcs	170
GW72134	10	8011564918122	Bag	Pcs	157
GW72134	10	8011564918122	Bag	Pcs	170
GW72135	10	8011564918146	Bag	Pcs	157
GW72135	10	8011564918146	Bag	Pcs	170
GW72136	10	8011564918160	Bag	Pcs	157
GW72136	10	8011564918160	Bag	Pcs	170

GW 74					
GW74201	10	8011564389052	Bag	Pcs	43
GW74202	10	8011564389076	Bag	Pcs	43

GW 90					
GW90022	1	8011564228122	Unpacked	Pcs	132
GW90025	1	8011564056442	Unpacked	Pcs	132
GW90026	1	8011564056459	Unpacked	Pcs	132
GW90026DY	1	8034035027703	Unpacked	Pcs	132
GW90027	1	8011564056466	Unpacked	Pcs	132
GW90027DY	1	8034035027710	Unpacked	Pcs	132
GW90028	1	8011564056473	Unpacked	Pcs	132
GW90029	1	8011564056480	Unpacked	Pcs	132
GW90030	1	8011564056497	Unpacked	Pcs	132
GW90031	1	8011564225220	Unpacked	Pcs	132
GW90045	1	8011564056503	Unpacked	Pcs	132
GW90046	1	8011564056510	Unpacked	Pcs	132
GW90047	1	8011564056527	Unpacked	Pcs	132
GW90048	1	8011564056534	Unpacked	Pcs	132
GW90049	1	8011564056541	Unpacked	Pcs	132
GW90050	1	8011564056558	Unpacked	Pcs	132
GW90051	1	8011564225237	Unpacked	Pcs	132
GW90065	1	8011564056565	Unpacked	Pcs	132
GW90066	1	8011564056572	Unpacked	Pcs	132
GW90067	1	8011564056589	Unpacked	Pcs	132

Code	Quantity	Barcode	Packaging type	Unit of measure	Page
GW90068	1	8011564056596	Unpacked	Pcs	132
GW90069	1	8011564056602	Unpacked	Pcs	132
GW90070	1	8011564056619	Unpacked	Pcs	132
GW90071	1	8011564225244	Unpacked	Pcs	132
GW90085	1	8011564056626	Unpacked	Pcs	132
GW90086	1	8011564056633	Unpacked	Pcs	132
GW90087	1	8011564056640	Unpacked	Pcs	132
GW90088	1	8011564056657	Unpacked	Pcs	132
GW90089	1	8011564056664	Unpacked	Pcs	132
GW90090	1	8011564056671	Unpacked	Pcs	132
GW90091	1	8011564225251	Unpacked	Pcs	132
GW90225	1	8011564056749	Unpacked	Pcs	133
GW90226	1	8011564056756	Unpacked	Pcs	133
GW90227	1	8011564056763	Unpacked	Pcs	133
GW90228	1	8011564056770	Unpacked	Pcs	133
GW90229	1	8011564056787	Unpacked	Pcs	133
GW90230	1	8011564056794	Unpacked	Pcs	133
GW90231	1	8011564225275	Unpacked	Pcs	133
GW90245	1	8011564056800	Unpacked	Pcs	133
GW90246	1	8011564056817	Unpacked	Pcs	133
GW90247	1	8011564056824	Unpacked	Pcs	133
GW90248	1	8011564056831	Unpacked	Pcs	133
GW90249	1	8011564056848	Unpacked	Pcs	133
GW90250	1	8011564056855	Unpacked	Pcs	133
GW90251	1	8011564225282	Unpacked	Pcs	133
GW90265	1	8011564056862	Unpacked	Pcs	133
GW90266	1	8011564056879	Unpacked	Pcs	133
GW90267	1	8011564056886	Unpacked	Pcs	133
GW90268	1	8011564056893	Unpacked	Pcs	133
GW90269	1	8011564056909	Unpacked	Pcs	133
GW90270	1	8011564056916	Unpacked	Pcs	133
GW90271	1	8011564225299	Unpacked	Pcs	133
GW90285	1	8011564056923	Unpacked	Pcs	133
GW90286	1	8011564056930	Unpacked	Pcs	133
GW90287	1	8011564056947	Unpacked	Pcs	133
GW90288	1	8011564056954	Unpacked	Pcs	133
GW90289	1	8011564056961	Unpacked	Pcs	133
GW90290	1	8011564056978	Unpacked	Pcs	133
GW90291	1	8011564225305	Unpacked	Pcs	133
GW90325	1	8011564251397	Unpacked	Pcs	134
GW90326	1	8011564251403	Unpacked	Pcs	134
GW90327	1	8011564251410	Unpacked	Pcs	134
GW90328	1	8011564251427	Unpacked	Pcs	134
GW90329	1	8011564251434	Unpacked	Pcs	134
GW90330	1	8011564251441	Unpacked	Pcs	134
GW90331	1	8011564251458	Unpacked	Pcs	134
GW90345	1	8011564776814	Unpacked	Pcs	134
GW90346	1	8011564776821	Unpacked	Pcs	134
GW90347	1	8011564776838	Unpacked	Pcs	134
GW90348	1	8011564776845	Unpacked	Pcs	134
GW90349	1	8011564776852	Unpacked	Pcs	134
GW90350	1	8011564776869	Unpacked	Pcs	134
GW90351	1	8011564776876	Unpacked	Pcs	134
GW90602	1	8011564228115	Unpacked	Pcs	132
GW90605	1	8011564180383	Unpacked	Pcs	132
GW90606	1	8011564180390	Unpacked	Pcs	132
GW90607	1	8011564180444	Unpacked	Pcs	132
GW90608	1	8011564180451	Unpacked	Pcs	132
GW90609	1	8011564180468	Unpacked	Pcs	132
GW90610	1	8011564180475	Unpacked	Pcs	132
GW90901N	1	8011564754249	Inner box	Pcs	126
GW90902N	1	8011564754256	Inner box	Pcs	126
GW90913	1	8011564804838	Inner box	Pcs	126
GW 92					
GW92001	1	8011564056985	Unpacked	Pcs	136

Code	Quantity	Barcode	Packaging type	Unit of measure	Page
GW92002	1	8011564056992	Unpacked	Pcs	136
GW92003	1	8011564057005	Unpacked	Pcs	136
GW92004	1	8011564057012	Unpacked	Pcs	136
GW92005	1	8011564057029	Unpacked	Pcs	136
GW92006	1	8011564057036	Unpacked	Pcs	136
GW92007	1	8011564057043	Unpacked	Pcs	136
GW92008	1	8011564057050	Unpacked	Pcs	136
GW92009	1	8011564057067	Unpacked	Pcs	136
GW92010	1	8011564057074	Unpacked	Pcs	136
GW92011	1	8011564057081	Unpacked	Pcs	136
GW92012	1	8011564057098	Unpacked	Pcs	136
GW92013	1	8011564057104	Unpacked	Pcs	136
GW92014	1	8011564225336	Unpacked	Pcs	136
GW92021	1	8011564057111	Unpacked	Pcs	136
GW92022	1	8011564057128	Unpacked	Pcs	136
GW92023	1	8011564057135	Unpacked	Pcs	136
GW92024	1	8011564057142	Unpacked	Pcs	136
GW92025	1	8011564057159	Unpacked	Pcs	136
GW92026	1	8011564057166	Unpacked	Pcs	136
GW92027	1	8011564057173	Unpacked	Pcs	136
GW92028	1	8011564057180	Unpacked	Pcs	136
GW92029	1	8011564057197	Unpacked	Pcs	136
GW92030	1	8011564057203	Unpacked	Pcs	136
GW92031	1	8011564057210	Unpacked	Pcs	136
GW92032	1	8011564057227	Unpacked	Pcs	136
GW92033	1	8011564057234	Unpacked	Pcs	136
GW92034	1	8011564225343	Unpacked	Pcs	136
GW92041	1	8011564057241	Unpacked	Pcs	136
GW92042	1	8011564057258	Unpacked	Pcs	136
GW92043	1	8011564057265	Unpacked	Pcs	136
GW92044	1	8011564057272	Unpacked	Pcs	136
GW92045	1	8011564057289	Unpacked	Pcs	136
GW92046	1	8011564057296	Unpacked	Pcs	136
GW92047	1	8011564057302	Unpacked	Pcs	136
GW92048	1	8011564057319	Unpacked	Pcs	136
GW92049	1	8011564057326	Unpacked	Pcs	136
GW92050	1	8011564057333	Unpacked	Pcs	136
GW92051	1	8011564057340	Unpacked	Pcs	136
GW92052	1	8011564057357	Unpacked	Pcs	136
GW92053	1	8011564057364	Unpacked	Pcs	136
GW92054	1	8011564225350	Unpacked	Pcs	136
GW92061	1	8011564057371	Unpacked	Pcs	137
GW92062	1	8011564057388	Unpacked	Pcs	137
GW92063	1	8011564057395	Unpacked	Pcs	137
GW92064	1	8011564057401	Unpacked	Pcs	137
GW92065	1	8011564057418	Unpacked	Pcs	137
GW92066	1	8011564057425	Unpacked	Pcs	137
GW92067	1	8011564057432	Unpacked	Pcs	137
GW92068	1	8011564057449	Unpacked	Pcs	137
GW92069	1	8011564057456	Unpacked	Pcs	137
GW92070	1	8011564057463	Unpacked	Pcs	137
GW92071	1	8011564057470	Unpacked	Pcs	137
GW92072	1	8011564057487	Unpacked	Pcs	137
GW92073	1	8011564057494	Unpacked	Pcs	137
GW92074	1	8011564225367	Unpacked	Pcs	137
GW92081	1	8011564057500	Inner box	Pcs	137
GW92082	1	8011564057517	Inner box	Pcs	137
GW92083	1	8011564057524	Inner box	Pcs	137
GW92084	1	8011564057531	Inner box	Pcs	137
GW92085	1	8011564057548	Inner box	Pcs	137
GW92086	1	8011564057555	Inner box	Pcs	137
GW92087	1	8011564057562	Inner box	Pcs	137
GW92088	1	8011564057579	Inner box	Pcs	137
GW92089	1	8011564057586	Inner box	Pcs	137
GW92090	1	8011564057593	Inner box	Pcs	137

Quick Reference

Code	Quantity	Barcode	Packaging type	Unit of measure	Page
GW92091	1	8011564057609	Inner box	Pcs	137
GW92092	1	8011564057616	Inner box	Pcs	137
GW92093	1	8011564057623	Inner box	Pcs	137
GW92094	1	8011564225374	Inner box	Pcs	137
GW92105	1	8011564223912	Unpacked	Pcs	135
GW92106	1	8011564223929	Unpacked	Pcs	135
GW92107	1	8011564223936	Unpacked	Pcs	135
GW92108	1	8011564223943	Unpacked	Pcs	135
GW92109	1	8011564223950	Unpacked	Pcs	135
GW92110	1	8011564223967	Unpacked	Pcs	135
GW92111	1	8011564223974	Unpacked	Pcs	135
GW92112	1	8011564223981	Unpacked	Pcs	135
GW92125	1	8011564223998	Unpacked	Pcs	135
GW92126	1	8011564224001	Unpacked	Pcs	135
GW92127	1	8011564224018	Unpacked	Pcs	135
GW92128	1	8011564224025	Unpacked	Pcs	135
GW92129	1	8011564224032	Unpacked	Pcs	135
GW92130	1	8011564224049	Unpacked	Pcs	135
GW92131	1	8011564224056	Unpacked	Pcs	135
GW92132	1	8011564224063	Unpacked	Pcs	135
GW92145	1	8011564224070	Unpacked	Pcs	135
GW92146	1	8011564224087	Unpacked	Pcs	135
GW92147	1	8011564224094	Unpacked	Pcs	135
GW92148	1	8011564224100	Unpacked	Pcs	135
GW92149	1	8011564224117	Unpacked	Pcs	135
GW92150	1	8011564224124	Unpacked	Pcs	135
GW92151	1	8011564224131	Unpacked	Pcs	135
GW92152	1	8011564224148	Unpacked	Pcs	135
GW92165	1	8011564224155	Unpacked	Pcs	135
GW92166	1	8011564224162	Unpacked	Pcs	135
GW92167	1	8011564224179	Unpacked	Pcs	135
GW92168	1	8011564224186	Unpacked	Pcs	135
GW92169	1	8011564224193	Unpacked	Pcs	135
GW92170	1	8011564224209	Unpacked	Pcs	135
GW92171	1	8011564224216	Unpacked	Pcs	135
GW92172	1	8011564224223	Unpacked	Pcs	135
GW92185	1	8011564578159	Inner box	Pcs	135
GW92186	1	8011564224247	Inner box	Pcs	135
GW92187	1	8011564578197	Inner box	Pcs	135
GW92188	1	8011564578210	Inner box	Pcs	135
GW92189	1	8011564578234	Inner box	Pcs	135
GW92190	1	8011564578258	Inner box	Pcs	135
GW92191	1	8011564578272	Inner box	Pcs	135
GW92192	1	8011564578296	Inner box	Pcs	135
GW92205	1	8011564057630	Unpacked	Pcs	138
GW92206	1	8011564057647	Unpacked	Pcs	138
GW92207	1	8011564057654	Unpacked	Pcs	138
GW92208	1	8011564057661	Unpacked	Pcs	138
GW92209	1	8011564057678	Unpacked	Pcs	138
GW92210	1	8011564057685	Unpacked	Pcs	138
GW92211	1	8011564057692	Unpacked	Pcs	138
GW92212	1	8011564057708	Unpacked	Pcs	138
GW92213	1	8011564057715	Unpacked	Pcs	138
GW92214	1	8011564225381	Unpacked	Pcs	138
GW92245	1	8011564057722	Unpacked	Pcs	138
GW92246	1	8011564057739	Unpacked	Pcs	138
GW92247	1	8011564057746	Unpacked	Pcs	138
GW92248	1	8011564057753	Unpacked	Pcs	138
GW92249	1	8011564057760	Unpacked	Pcs	138
GW92250	1	8011564057777	Unpacked	Pcs	138
GW92251	1	8011564057784	Unpacked	Pcs	138
GW92252	1	8011564057791	Unpacked	Pcs	138
GW92253	1	8011564057807	Unpacked	Pcs	138
GW92254	1	8011564225398	Unpacked	Pcs	138
GW92265	1	8011564057814	Unpacked	Pcs	138

Code	Quantity	Barcode	Packaging type	Unit of measure	Page
GW92266	1	8011564057821	Unpacked	Pcs	138
GW92267	1	8011564057838	Unpacked	Pcs	138
GW92268	1	8011564057845	Unpacked	Pcs	138
GW92269	1	8011564057852	Unpacked	Pcs	138
GW92270	1	8011564057869	Unpacked	Pcs	138
GW92271	1	8011564057876	Unpacked	Pcs	138
GW92272	1	8011564057883	Unpacked	Pcs	138
GW92273	1	8011564057890	Unpacked	Pcs	138
GW92274	1	8011564225404	Unpacked	Pcs	138
GW92285	1	8011564057906	Inner box	Pcs	138
GW92286	1	8011564057913	Inner box	Pcs	138
GW92287	1	8011564057920	Inner box	Pcs	138
GW92288	1	8011564057937	Inner box	Pcs	138
GW92289	1	8011564057944	Inner box	Pcs	138
GW92290	1	8011564057951	Inner box	Pcs	138
GW92291	1	8011564057968	Inner box	Pcs	138
GW92292	1	8011564057975	Inner box	Pcs	138
GW92293	1	8011564057982	Inner box	Pcs	138
GW92294	1	8011564225411	Inner box	Pcs	138

GW 94

GW94005	1	8011564059375	Inner box	Pcs	142
GW94006	1	8011564059382	Inner box	Pcs	142
GW94007	1	8011564059399	Inner box	Pcs	142
GW94007DY	1	8034035053382	Outer box	Pcs	142
GW94008	1	8011564059405	Inner box	Pcs	142
GW94009	1	8011564059412	Inner box	Pcs	142
GW94009DY	1	8034035053399	Outer box	Pcs	142
GW94010	1	8011564059429	Inner box	Pcs	142
GW94011	1	8011564225541	Inner box	Pcs	142
GW94025	1	8011564059498	Inner box	Pcs	142
GW94026	1	8011564059504	Inner box	Pcs	142
GW94027	1	8011564059511	Inner box	Pcs	142
GW94028	1	8011564059528	Inner box	Pcs	142
GW94029	1	8011564059535	Inner box	Pcs	142
GW94030	1	8011564059542	Inner box	Pcs	142
GW94031	1	8011564225558	Inner box	Pcs	142
GW94045	1	8011564059610	Inner box	Pcs	142
GW94046	1	8011564059627	Inner box	Pcs	142
GW94047	1	8011564059634	Inner box	Pcs	142
GW94048	1	8011564059641	Inner box	Pcs	142
GW94049	1	8011564059658	Inner box	Pcs	142
GW94050	1	8011564059665	Inner box	Pcs	142
GW94051	1	8011564225565	Inner box	Pcs	142
GW94065	1	8011564059733	Inner box	Pcs	142
GW94066	1	8011564059740	Inner box	Pcs	142
GW94067	1	8011564059757	Inner box	Pcs	142
GW94068	1	8011564059764	Inner box	Pcs	142
GW94069	1	8011564059771	Inner box	Pcs	142
GW94070	1	8011564059788	Inner box	Pcs	142
GW94071	1	8011564225572	Inner box	Pcs	142
GW94105	1	8011564059856	Inner box	Pcs	144
GW94106	1	8011564059863	Inner box	Pcs	144
GW94107	1	8011564059870	Inner box	Pcs	144
GW94108	1	8011564059887	Inner box	Pcs	144
GW94109	1	8011564059894	Inner box	Pcs	144
GW94110	1	8011564059900	Inner box	Pcs	144
GW94111	1	8011564225589	Inner box	Pcs	144
GW94125	1	8011564059979	Inner box	Pcs	144
GW94126	1	8011564059986	Inner box	Pcs	144
GW94127	1	8011564059993	Inner box	Pcs	144
GW94128	1	8011564060005	Inner box	Pcs	144
GW94129	1	8011564060012	Inner box	Pcs	144
GW94130	1	8011564060029	Inner box	Pcs	144
GW94131	1	8011564225596	Inner box	Pcs	144
GW94145	1	8011564060098	Inner box	Pcs	144

Code	Quantity	Barcode	Packaging type	Unit of measure	Page
GW94146	1	8011564060104	Inner box	Pcs	144
GW94147	1	8011564060111	Inner box	Pcs	144
GW94148	1	8011564060128	Inner box	Pcs	144
GW94149	1	8011564060135	Inner box	Pcs	144
GW94150	1	8011564060142	Inner box	Pcs	144
GW94151	1	8011564225602	Inner box	Pcs	144
GW94165	1	8011564060210	Inner box	Pcs	144
GW94166	1	8011564060227	Inner box	Pcs	144
GW94167	1	8011564060234	Inner box	Pcs	144
GW94168	1	8011564060241	Inner box	Pcs	144
GW94169	1	8011564060258	Inner box	Pcs	144
GW94170	1	8011564060265	Inner box	Pcs	144
GW94171	1	8011564225619	Inner box	Pcs	144
GW94205	1	8011564060333	Inner box	Pcs	143
GW94206	1	8011564060340	Inner box	Pcs	143
GW94207	1	8011564060357	Inner box	Pcs	143
GW94208	1	8011564060364	Inner box	Pcs	143
GW94209	1	8011564060371	Inner box	Pcs	143
GW94210	1	8011564060388	Inner box	Pcs	143
GW94211	1	8011564225626	Inner box	Pcs	143
GW94225	1	8011564060456	Inner box	Pcs	143
GW94226	1	8011564060463	Inner box	Pcs	143
GW94227	1	8011564060470	Inner box	Pcs	143
GW94228	1	8011564060487	Inner box	Pcs	143
GW94229	1	8011564060494	Inner box	Pcs	143
GW94230	1	8011564060500	Inner box	Pcs	143
GW94231	1	8011564225633	Inner box	Pcs	143
GW94245	1	8011564060579	Inner box	Pcs	143
GW94246	1	8011564060586	Inner box	Pcs	143
GW94247	1	8011564060593	Inner box	Pcs	143
GW94248	1	8011564060609	Inner box	Pcs	143
GW94249	1	8011564060616	Inner box	Pcs	143
GW94250	1	8011564060623	Inner box	Pcs	143
GW94251	1	8011564225640	Inner box	Pcs	143
GW94265	1	8011564060692	Inner box	Pcs	143
GW94266	1	8011564060708	Inner box	Pcs	143
GW94267	1	8011564060715	Inner box	Pcs	143
GW94268	1	8011564060722	Inner box	Pcs	143
GW94269	1	8011564060739	Inner box	Pcs	143
GW94270	1	8011564060746	Inner box	Pcs	143
GW94271	1	8011564225657	Inner box	Pcs	143
GW94305	1	8011564060814	Inner box	Pcs	145
GW94306	1	8011564060821	Inner box	Pcs	145
GW94307	1	8011564060838	Inner box	Pcs	145
GW94308	1	8011564060845	Inner box	Pcs	145
GW94309	1	8011564060852	Inner box	Pcs	145
GW94310	1	8011564060869	Inner box	Pcs	145
GW94311	1	8011564225664	Inner box	Pcs	145
GW94325	1	8011564060937	Inner box	Pcs	145
GW94326	1	8011564060944	Inner box	Pcs	145
GW94327	1	8011564060951	Inner box	Pcs	145
GW94328	1	8011564060968	Inner box	Pcs	145
GW94329	1	8011564060975	Inner box	Pcs	145
GW94330	1	8011564060982	Inner box	Pcs	145
GW94331	1	8011564225671	Inner box	Pcs	145
GW94345	1	8011564061057	Inner box	Pcs	145
GW94346	1	8011564061064	Inner box	Pcs	145
GW94347	1	8011564061071	Inner box	Pcs	145
GW94348	1	8011564061088	Inner box	Pcs	145
GW94349	1	8011564061095	Inner box	Pcs	145
GW94350	1	8011564061101	Inner box	Pcs	145
GW94351	1	8011564225688	Inner box	Pcs	145
GW94365	1	8011564061170	Inner box	Pcs	145
GW94366	1	8011564061187	Inner box	Pcs	145
GW94367	1	8011564061194	Inner box	Pcs	145

Code	Quantity	Barcode	Packaging type	Unit of measure	Page
GW94368	1	8011564061200	Inner box	Pcs	145
GW94369	1	8011564061217	Inner box	Pcs	145
GW94370	1	8011564061224	Inner box	Pcs	145
GW94371	1	8011564225695	Inner box	Pcs	145
GW94867	1	8011564214422	Inner box	Pcs	148
GW94897	1	8011564214446	Inner box	Pcs	148

GW 95

GW95105	1	8011564298897	Inner box	Pcs	146
GW95106	1	8011564298903	Inner box	Pcs	146
GW95107	1	8011564298910	Inner box	Pcs	146
GW95108	1	8011564298927	Inner box	Pcs	146
GW95109	1	8011564298934	Inner box	Pcs	146
GW95110	1	8011564298941	Inner box	Pcs	146
GW95111	1	8011564298958	Inner box	Pcs	146
GW95125	1	8011564299023	Inner box	Pcs	146
GW95126	1	8011564299030	Inner box	Pcs	146
GW95127	1	8011564299047	Inner box	Pcs	146
GW95128	1	8011564299054	Inner box	Pcs	146
GW95129	1	8011564299061	Inner box	Pcs	146
GW95130	1	8011564299078	Inner box	Pcs	146
GW95131	1	8011564299085	Inner box	Pcs	146
GW95145	1	8011564420007	Inner box	Pcs	146
GW95146	1	8011564420014	Inner box	Pcs	146
GW95147	1	8011564420021	Inner box	Pcs	146
GW95148	1	8011564420038	Inner box	Pcs	146
GW95149	1	8011564420045	Inner box	Pcs	146
GW95150	1	8011564420052	Inner box	Pcs	146
GW95151	1	8011564420069	Inner box	Pcs	146
GW95165	1	8011564299344	Inner box	Pcs	146
GW95166	1	8011564299351	Inner box	Pcs	146
GW95167	1	8011564299368	Inner box	Pcs	146
GW95168	1	8011564299375	Inner box	Pcs	146
GW95169	1	8011564299382	Inner box	Pcs	146
GW95170	1	8011564299399	Inner box	Pcs	146
GW95171	1	8011564299405	Inner box	Pcs	146
GW95521	1	8034035127748	Inner box	Pcs	149
GW95521N	1	8034035140983	Outer box	Pcs	150
GW95522	1	8034035127755	Inner box	Pcs	149
GW95522N	1	8034035140990	Outer box	Pcs	150
GW95523	1	8034035127762	Inner box	Pcs	149
GW95523N	1	8034035141003	Outer box	Pcs	150
GW95524	1	8034035127779	Inner box	Pcs	149
GW95524N	1	8034035141010	Outer box	Pcs	150
GW95525	1	8034035127786	Inner box	Pcs	149
GW95525N	1	8034035141027	Outer box	Pcs	150
GW95526	1	8034035127793	Inner box	Pcs	149
GW95526N	1	8034035141034	Outer box	Pcs	150
GW95527	117	8034035488436	Outer box	Pcs	149
GW95527N	117	8034035495397	Outer box	Pcs	150

GW 96

GW96012	1	8011564062528	Inner box	Pcs	154
GW96015	1	8011564204874	Inner box	Pcs	154
GW96016	1	8011564062566	Inner box	Pcs	154
GW96104	1	8011564110250	Unpacked	Pcs	159
GW96105	1	8011564113695	Unpacked	Pcs	159
GW96106	1	8034035118678	Unpacked	Pcs	159
GW96114	1	8011564110298	Unpacked	Pcs	159
GW96115	1	8011564110304	Unpacked	Pcs	159
GW96116	1	8034035118692	Unpacked	Pcs	159
GW96124	1	8011564110373	Unpacked	Pcs	159
GW96125	1	8011564110380	Unpacked	Pcs	159
GW96126	1	8034035118807	Unpacked	Pcs	159
GW96134	1	8011564110458	Inner box	Pcs	159
GW96135	1	8011564110465	Inner box	Pcs	159

Quick Reference

Code	Quantity	Barcode	Packaging type	Unit of measure	Page
GW96136	1	8034035118661	Unpacked	Pcs	159
GW96182	1	8034035085314	Inner box	Pcs	159
GW96183	1	8034035085321	Inner box	Pcs	159
GW96186	1	8011564775473	Outer box	Pcs	159
GW96186	1	8011564775473	Outer box	Pcs	170
GW96187	1	8011564775480	Outer box	Pcs	159
GW96187	1	8011564775480	Outer box	Pcs	170
GW96192	1	8034035085345	Inner box	Pcs	159
GW96193	1	8034035085352	Inner box	Pcs	159
GW96226	1	8011564775527	Unpacked	Pcs	157
GW96226	1	8011564775527	Unpacked	Pcs	170
GW96227	1	8011564775534	Unpacked	Pcs	157
GW96227	1	8011564775534	Unpacked	Pcs	170
GW96321	1	8011564178717	Unpacked	Pcs	168
GW96322	1	8011564177062	Unpacked	Pcs	168
GW96323	1	8011564176980	Outer box	Pcs	168
GW96324	1	8011564177079	Outer box	Pcs	168
GW96401	1	8011564063624	Unpacked	Pcs	167
GW96402	1	8011564063631	Unpacked	Pcs	167
GW96403	1	8011564063655	Unpacked	Pcs	167
GW96406	1	8011564063662	Unpacked	Pcs	167
GW96407	1	8011564063679	Unpacked	Pcs	167
GW96408	1	8011564063686	Unpacked	Pcs	167
GW96411	1	8011564063693	Unpacked	Pcs	167
GW96421	1	8011564063709	Unpacked	Pcs	168
GW96422	1	8011564063716	Unpacked	Pcs	168
GW96423	1	8011564063723	Unpacked	Pcs	168
GW96424	1	8011564063730	Unpacked	Pcs	168
GW96425	1	8011564063747	Unpacked	Pcs	168
GW96426	1	8011564063754	Unpacked	Pcs	168
GW96431	1	8011564063761	Unpacked	Pcs	168
GW96432	1	8011564063778	Unpacked	Pcs	168
GW96433	1	8011564063785	Unpacked	Pcs	168
GW96434	1	8011564063792	Unpacked	Pcs	168
GW96500	1	8011564228153	Unpacked	Pcs	156
GW96501	1	8011564210868	Unpacked	Pcs	156
GW96503	1	8011564210899	Unpacked	Pcs	157
GW96507F	1	8011564866805	Bag	Pcs	155
GW96566	1	8011564447981	Inner box	Pcs	166
GW96567	1	8011564447998	Inner box	Pcs	166
GW96570	1	8011564448032	Inner box	Pcs	166
GW96571	1	8011564448049	Inner box	Pcs	166
GW96781	1	8011564291126	Inner box	Pcs	168
GW96809	1	8011564728554	Inner box	Pcs	162
GW96961	50	8011564626638	Outer box	Pcs	157
GW96961DY	1	8034035136542	Bag	Pcs	157
GW96962	50	8011564626621	Outer box	Pcs	157
GW96962DY	1	8034035136559	Bag	Pcs	157
GW96984	1	8011564276345	Unpacked	Pcs	156
GW96985	1	8011564276352	Unpacked	Pcs	156
GW96986	1	8011564276369	Unpacked	Pcs	156
GW96987	1	8011564276376	Unpacked	Pcs	156
GW96992	50	8011564624832	Outer box	Pcs	156
GW96993	25	8011564624849	Outer box	Pcs	156
GW96994	25	8011564624856	Outer box	Pcs	156
GW96995	20	8011564624863	Outer box	Pcs	156
GW A1					
GWA1911	1	8011564897229	Inner box	Pcs	162
GWA1912	1	8011564897236	Inner box	Pcs	162
GWA1916	1	8011564881556	Inner box	Pcs	162
GW D4					
GWD4227P	1	8011564722231	Inner box	Pcs	127
GWD4227R	1	8011564722194	Inner box	Pcs	127
GWD4229P	1	8011564722248	Inner box	Pcs	127

Code	Quantity	Barcode	Packaging type	Unit of measure	Page
GWD4229R	1	8011564722200	Inner box	Pcs	127
GWD4302	1	8011564826403	Inner box	Pcs	147
GWD4312	1	8011564826427	Inner box	Pcs	148
GWD4322	1	8011564826441	Inner box	Pcs	147
GWD4332	1	8011564826465	Inner box	Pcs	148
GWD4342	1	8011564826489	Inner box	Pcs	147
GWD4352	1	8011564826502	Inner box	Pcs	148
GWD4427	1	8011564848870	Inner box	Pcs	147
GWD4431	1	8011564848894	Inner box	Pcs	147
GWD4435	1	8011564848917	Inner box	Pcs	147
GWD4439	1	8011564825673	Inner box	Pcs	147
GWD4443	1	8011564849006	Inner box	Pcs	147
GWD4447	1	8011564849020	Inner box	Pcs	147
GWD4617	1	8011564848818	Inner box	Pcs	147
GWD4627	1	8011564848832	Inner box	Pcs	147
GWD4817	1	8011564848931	Inner box	Pcs	147
GWD4817P	1	8011564722170	Inner box	Pcs	126
GWD4817R	1	8011564722149	Inner box	Pcs	126
GWD4827	1	8011564848955	Inner box	Pcs	147
GWD4827P	1	8011564722187	Inner box	Pcs	126
GWD4827R	1	8011564722163	Inner box	Pcs	126
GW D6					
GWD6015	1	8011564821651	Inner box	Pcs	154
GWD6015	1	8011564821651	Inner box	Pcs	155
GWD6019	1	8011564834316	Inner box	Pcs	155
GWD6407	1	8011564774841	Inner box	Pcs	158
GWD6409	1	8011564774858	Inner box	Pcs	158
GWD6417	1	8011564774896	Inner box	Pcs	158
GWD6418	1	8011564774902	Inner box	Pcs	158
GWD6419	1	8011564775015	Inner box	Pcs	158
GWD6420	1	8011564775022	Inner box	Pcs	158
GWD6426	1	8011564775039	Inner box	Pcs	158
GWD6426	1	8011564775039	Inner box	Pcs	170
GWD6428	1	8011564775046	Inner box	Pcs	158
GWD6428	1	8011564775046	Inner box	Pcs	170
GWD6604	1	8011564847217	Unpacked	Pcs	161
GWD6611	1	8011564847279	Unpacked	Pcs	161
GWD6624	1	8011564847316	Unpacked	Pcs	161
GWD6630	1	8011564847361	Unpacked	Pcs	161
GWD6634	1	8011564847392	Unpacked	Pcs	161
GWD6644	1	8011564847439	Unpacked	Pcs	161
GWD6650	1	8011564847484	Unpacked	Pcs	161
GWD6659	1	8011564847545	Unpacked	Pcs	161
GWD6664	1	8011564847569	Unpacked	Pcs	161
GWD6669	1	8011564847590	Unpacked	Pcs	161
GWD6701	1	8011564809314	Unpacked	Pcs	160
GWD6703	1	8011564809338	Unpacked	Pcs	160
GWD6709	1	8011564809444	Unpacked	Pcs	160
GWD6712	1	8011564809468	Unpacked	Pcs	160
GWD6715	1	8011564809499	Unpacked	Pcs	160
GWD6721	1	8011564809598	Unpacked	Pcs	160
GWD6724	1	8011564809611	Unpacked	Pcs	160
GWD6731	1	8011564809635	Unpacked	Pcs	160
GWD6734	1	8011564809666	Unpacked	Pcs	160
GWD6742	1	8011564809390	Unpacked	Pcs	160
GWD6751	1	8011564809536	Unpacked	Pcs	160
GWD6771	1	8034035007002	Inner box	Pcs	162
GWD6772	1	8034035007019	Inner box	Pcs	162
GWD6773	1	8034035007026	Inner box	Pcs	163
GWD6776	1	8034035007057	Inner box	Pcs	163
GWD6779	1	8034035007101	Inner box	Pcs	164
GWD6781	1	8034035007033	Inner box	Pcs	163
GWD6782	1	8034035007064	Inner box	Pcs	163
GWD6783	1	8034035007071	Inner box	Pcs	163
GWD6785	1	8034035007088	Inner box	Pcs	164

Code	Quantity	Barcode	Packaging type	Unit of measure	Page
GWD6786	1	8034035007095	Inner box	Pcs	164
GWD6789	1	8034035007132	Inner box	Pcs	164
GWD6802	1	8011564886759	Inner box	Pcs	165
GWD6807	1	8011564886773	Inner box	Pcs	165
GWD6812	1	8034035043628	Inner box	Pcs	384
GWD6817	1	8034035026805	Inner box	Pcs	384
GWD6916	1	8011564881563	Inner box	Pcs	161

GW J1

GWJ1002A	1	8034035028373	Outer box	Pcs	386
GWJ1003R	1	8034035041150	Outer box	Pcs	386

GW J3

GWJ3001A	1	8034035069970	Outer box	Pcs	382
GWJ3002A	1	8034035069987	Outer box	Pcs	382
GWJ3002R	1	8034035070952	Outer box	Pcs	383
GWJ3003A	1	8034035069994	Outer box	Pcs	382
GWJ3004A	1	8034035070907	Outer box	Pcs	382
GWJ3004R	1	8034035070969	Outer box	Pcs	383
GWJ3011A	1	8034035071072	Outer box	Pcs	382
GWJ3012A	1	8034035071089	Outer box	Pcs	382
GWJ3013A	1	8034035071096	Outer box	Pcs	382
GWJ3014A	1	8034035071102	Outer box	Pcs	382
GWJ3101A	1	8034035071355	Outer box	Pcs	382
GWJ3102A	1	8034035071362	Outer box	Pcs	382
GWJ3103A	1	8034035081507	Outer box	Pcs	382

Code	Quantity	Barcode	Packaging type	Unit of measure	Page
GWJ3111A	1	8034035071331	Outer box	Pcs	382
GWJ3112A	1	8034035071348	Outer box	Pcs	382
GWJ3202A	1	8034035070921	Outer box	Pcs	383
GWJ3203A	1	8034035081514	Outer box	Pcs	383

GW J5

GWJ5815BL	1	8034035105944	Outer box	Pcs	388
GWJ5815BY	1	8034035116476	Outer box	Pcs	388
GWJ5815CY	1	8034035116483	Outer box	Pcs	388
GWJ5818BL	1	8034035105951	Outer box	Pcs	388
GWJ5834CT	1	8034035106033	Outer box	Pcs	388
GWJ5835AL	1	8034035105982	Outer box	Pcs	388
GWJ5835AY	1	8034035116490	Outer box	Pcs	388
GWJ5835CL	1	8034035106002	Outer box	Pcs	388
GWJ5835CY	1	8034035116506	Inner box	Pcs	388
GWJ5838AL	1	8034035105999	Outer box	Pcs	388
GWJ5838CL	1	8034035106019	Outer box	Pcs	388

GW J8

GWJ8001	1	8034035028946	Bag	Pcs	384
GWJ8001	1	8034035028946	Bag	Pcs	386
GWJ8101	1	8034035070815	Outer box	Pcs	384
GWJ8102	1	8034035071379	Outer box	Pcs	384
GWJ8103	1	8034035071386	Outer box	Pcs	384
GWJ8104	1	8034035071393	Outer box	Pcs	384

General sales conditions

1. DEFINITIONS

- 1.1 In these General Sales Conditions the terms hereunder have the meaning as specified for each one of them:
- "Gewiss": the company GEWISS S.p.A.;
 - "Purchaser": the subject, natural person or legal entity requesting the purchase of Gewiss products;
 - "Party" or "Parties": Gewiss and/or the Purchaser, individually or jointly considered;
 - "Order" or "Orders": the purchase order or orders sent by the Purchaser to Gewiss;
 - "Order confirmation": the confirmation of the Order sent by Gewiss to the Purchaser;
 - "Products": all the products offered by Gewiss and described in catalogues, drawings, technical sheets or its brochures;
 - "General Conditions": the general sales conditions hereunder.

2. SCOPE OF APPLICATION

- 2.1 The General Conditions apply to all sales made between Gewiss and the Purchaser whose subject matter is the Products and form an integral part of all Contracts entered into between the Parties, regulating their relationship, even where not expressly referred to. These General Conditions replace Gewiss' previous general sales conditions.
- 2.2 The Purchaser cannot demand or take exception to conditions other than those contained in the General Conditions. Therefore, any conditions set out in writing by the Purchaser on the Order shall not be valid, or those in any other phase of the contractual negotiations as well as after the acceptance or knowledge of the General Conditions, as well as any general purchasing conditions of the Purchaser. To this end, the performance, even partial, of the Order by Gewiss or fulfilment of any other obligation in terms of the Purchaser are not valid and cannot be interpreted as tacit or implicit acceptance of any general condition which has not been explicitly signed by Gewiss.
- 2.3 The General Conditions are only valid for contractual relationships between Gewiss and professional operators, thus the Italian Legislative Decree no. 206 of 6th September 2005 (Consumer Law) is not applicable. The General Conditions are valid for the entire period necessary for complete and correct fulfilment of the Contract.
- 2.4 Any special conditions agreed between the Parties shall only be valid where indicated in the Order confirmation, and shall prevail over the General Conditions, constituting a derogation from these.

3. PROCEDURE FOR FINALISING THE SALES CONTRACT

- 3.1 The Order sent by the Purchaser to Gewiss constitutes an irrevocable contractual proposal which is binding for 30 (thirty) days from the time Gewiss learns of it.
- 3.2 Within these 30 (thirty) days period Gewiss, at its sole discretion, reserves the right to accept the Order or not, and send to the Purchaser the Order confirmation.
- 3.3 The Contract shall be considered finalised following the transmission of the Order confirmation or, alternatively, with the performance of the Order by Gewiss; in this case, the Purchaser cannot cancel the Order without previous written approval from Gewiss and/or he cannot refuse the Products. Up to the time of finalising of the Contract under the above conditions, offers and/or estimates made by Gewiss or its agents, representatives and assistants, shall not be binding for Gewiss.
- 3.4 In the event that the Order confirmation differs from the Order, for example but not limited to, the quantity of Products, prices, discounts and delivery terms, such Order confirmation shall be considered as a counterproposal

from GEWISS, and must be expressly accepted by the Purchaser, for the Contract to be considered finalised.

- 3.5 In any case, it is hereby understood that any oral agreement with the Purchaser related to the sale shall not be binding for Gewiss unless confirmed in writing by Gewiss.
- 3.6 In the event that the Order is cancelled by the Purchaser before it is accepted and/or performed by Gewiss, Gewiss may ask the Purchaser to reimburse any expenses or charges incurred to perform the Order and/or part of it as well as compensation for any sustained damages.

4. PRICES

- 4.1 The prices indicated in Gewiss catalogues and price lists are considered VAT excluded for goods delivered EXW Incoterms® 2020 (ex works) of Gewiss, transportation, insurance, packing and assistance expenses excluded.
- 4.2 Such prices are merely given as a guideline and are not binding on Gewiss in any way, who reserves the right to make changes to the same proportionate to increases in labour, raw material and other cost items and for other causes which occur during the catalogue/price list validity period.

5. DELIVERIES

- 5.1 Unless otherwise agreed between the Parties, the Products are delivered to the Purchaser or third party assigned by the Purchaser as per EXW Incoterms® 2020 (ex works) at Gewiss warehouse. Order confirmations are purely indicative and not binding, and do not include transport times.
- 5.2 Gewiss is not liable for any indemnity or claim for compensation against Gewiss for direct or indirect damages due to delays and/or partial dispatch of the deliveries, if not attributable to fraud or gross negligence by Gewiss.
- 5.3 If performance of the Order is obstructed by the occurrence of force majeure events, lack of regular raw material supplies or sub-supplies or other unpredictable circumstances occurring when the Contract is finalised, the delivery dates shall be considered extended, without Gewiss being held liable for the delay and new dates shall be established by the Parties. The Purchaser shall not have the right to refuse the delivery of the Products.
- 5.4 If, once the Products are ready for shipping to the Purchaser, and delivery is not made due to circumstances not attributable to Gewiss or due to force majeure, the delivery shall be considered performed for all extents and purposes with a simple notice of goods ready for picking-up to be notified to the Purchaser by registered letter, fax or e-mail. From the day after sending the above notice, Gewiss shall be due in addition to the agreed upon price, a fee for storage at Gewiss' warehouse totalling 2% of the amount on the invoice for each entire week of delay; in the event of a delay less than a week the percentage shall be calculated in proportion to the days of delay. All risks related to the goods storage period at Gewiss' warehouse are the sole responsibility of the Purchaser. If the Purchaser's refusal to receive the goods lasts for more than 30 (thirty) days from the notice of goods ready for picking-up, Gewiss shall be entitled to terminate the Contract and claim for compensation of damages.

6. RISKS

- 6.1 The risks of the delivery of the Products are regulated by Incoterms® 2020 terms which are agreed by the Parties.
- 6.2 The Purchaser, at the time of receiving the Products, must always, in their own interest, check the quantity and conditions before the acceptance and notify the carrier of any damage immediately and in writing. Otherwise, every dispute related to the quantity and conditions of the

packed and delivered Products shall be refused.

7. QUANTITY AND PACKING

- 7.1 The Orders must comply with the minimum packing quantities. In the event of Orders for lower quantities Gewiss reserves the right to charge the Purchaser, subject to notification, the lump sum of 5.00 Euro for each line of bulk Product Order.
- 7.2 Standard packing are considered included in the sales price, while the costs for any non-standard packing, unless otherwise established between the Parties, shall be charged by Gewiss to the Purchaser.

8. COMPLIANCE WITH PRODUCT STANDARDS

- 8.1 Gewiss guarantees that all Products, which fall under the scope of application of European Directives and Regulations, comply with the essential requirements set out in them, in order to be put on the market and ordered in European Union. Compliance with the Directives and Regulations is indicated by affixing of the graphic symbol "CE".
- 8.2 The exportation in some UE or extra UE Countries can be forbidden or require specific documents, mark or certification. The Purchase shall contact Gewiss for the relevant information.

9. MODIFICATIONS TO PRODUCTS

- 9.1 The indications, measurements, drawings and images of the Products and related components present in Gewiss catalogues, brochures and websites, and in general all Gewiss technical and informational documentation are given as a guideline and example and are not binding in any way.
- 9.2 Gewiss, at any time and with no obligation for prior notice, reserves the right to make all of the modifications that it, at its sole discretion, feels opportune for improving the Product features and performance as well as to meet its own technological and production needs.
- 9.3 The quality and certification marks mentioned on Gewiss paper material shall be considered in force at the date of the printing of the documents. The updated list of marks is available on the site www.gewiss.com or through the Technical Assistance Service. The updated certification list is available on www.gewiss.com or upon request to the Technical Assistance Service.

10. QUALITY, WARRANTIES AND COMPLAINTS

- 10.1 All of the Products have the qualities necessary for the normal intended use of products of the same type, as shown in the technical documentation in effect at the time of sale, which the Purchaser declares to know and accept. In addition, the Products are covered by warranty for their correct operation and warranty for design and manufacturing faults and/or defects for a period of 24 (twenty-four) months from the delivery date, except for normal wear and tear parts. Once this period has elapsed the warranty becomes null and void, even if the Products have not been put into operation for any reason.
- 10.2 The warranty is effective as long as the malfunctioning, faults and/or defects are not the result of: (i) assembly and/or installation errors, (ii) failure to perform or incorrect maintenance, (iii) failure to comply with and/or erroneous compliance with technical specifications contained in the Gewiss catalogue and in any instructions sheets, (iv) natural wear, (v) faults caused by inexperience and/or negligence (vi) poor care, (vii) failure to immediately adopt measures designed to limit inefficiencies, (viii) overloads compared to limits indicated in technical instructions, (ix) interruptions to or suspensions of electricity, (x) unauthorised activities, (xi) tampering by the Customer and/or third parties, (xii) acts of vandalism, (xiii) acts of

terrorism, (xiv) atmospheric events, (xv) fortuitous events or (xvi) force majeure, (xvii) third party's act.

- 10.3 Moreover, the warranty is not effective in case of malfunctioning of the software installed on the Product, due to overloading, interruption and/or suspension of electric energy.
- 10.4 Any complaint due to quality defects, failure to operate or faulty operation or design and manufacturing faults and/or defects of the Products must be notified to Gewiss in writing, subject to forfeiture of the warranty:
- within 8 (eight) days from delivery of the Products in the event of clear faults and/or defects;
 - within 8 (eight) days from discovery of the faults and/or defects becoming evident following delivery but within two years from the delivery.
- 10.5 For the complaint to be accepted, the Purchaser is required to prove in writing the validity of the warranty, the correct storage and installation of the Product, and to supply Gewiss with adequate documentation proving the faults/defects.
- 10.6 The warranty is limited, up to the sole discretion of Gewiss, to replacement of the defective Products or components (both with identical or similar products) or, alternatively, by repairing the defective Products or components. In any case the accessory expenses of the replacement and/or repair are excluded from the warranty.
- 10.7 Both in the case of replacement and repair of the defective Products the original warranty period will continue and shall not be considered renewed.
- 10.8 Gewiss shall not be held liable for any additional warranty obligation, including implicit, resulting from laws and/or regulations in favour of the Purchaser, including implicit warranties for non-compliance, non-saleable defects and/or the suitability of the Products for a special use.

11. LIABILITY

- 11.1 Without prejudice to mandatory limits set by law and with the exclusion of fraud and gross negligence, is explicitly excluded any further liability by Gewiss - either contractual or extracontractual - that may arise from or be related, directly or indirectly, to the Contract, and/or to discrepancies, defects and/or faults in the Products, , by means of example and not limited to loss of profit, loss of savings, loss of reputation, loss of goodwill and/or interruption of plants where the Products are intended to be used.
- 11.2 Gewiss shall not be held liable for Products sold and/or installed in Countries where there are regulations which do not allow their use, or for uses which they are not intended and/or for installations and uses not in compliance with the Products technical specifications indicated in the catalogues and instruction handbooks in effect at the time of the sale.
- 11.3 In the event of revision of the technical specifications and instruction handbook for Products already delivered and/or installed during the warranty period, the Purchaser shall not be covered under warranty for correct operation according to the new technical specifications.
- 11.4 The Purchaser agrees to establish in all contracts regarding the Products a clause limiting Gewiss' liability substantially identical to that envisaged by this article, assuming the complete and sole liability for the additional movement of Products supplied by Gewiss.

12. RETURNS

- 12.1 Return of the Products is not allowed without prior written authorisation from Gewiss, without which the Products shall be delivered again to the Purchaser at the Purchaser expenses and risk.
- 12.2 In the event of authorised return, the Products shall be returned carriage paid at the expense and risk of

the Purchaser to Gewiss warehouses, within the term indicated by Gewiss. The Purchaser shall be credited for the purchase price of the Products, minus a minimum amount of 15% for administrative expenses. However, Gewiss reserves the right not to accept the return or to apply a higher percentage for administrative expenses if the goods are returned after the period indicated above.

- 12.3 In any case, the return of Products not included in the catalogue in effect at the time of the request to return and/or for which significant changes have been made to the technical specifications is prohibited.

13. PAYMENT OF THE PRICE

- 13.1 Payments shall be made in compliance with the "Supply Conditions" in the Gewiss catalogue in effect or according to what is otherwise agreed between the Parties in writing.
- 13.2 The delay, even partial of the payment of the invoices beyond their due date shall cause the immediate charging of interest in accordance with the legal measures in force, in addition to debiting of any bank expenses and fees.
- 13.3 Failure to pay for any reason, as well as failure to fulfil any other obligation by the Purchaser authorises Gewiss shall be entitled, pursuant to Article 1460 of the Italian Civil Code, to immediately suspend the delivery of the Products , as well as demand payment for the entire amount due, without prejudice to its right to withdraw from the Order being performed.
- 13.4 Gewiss also reserves the right to suspend supplies in the event of a significant modification in the Purchaser's economic situation, by means of example but not limited to transfer of the business or proven serious financial difficulty.
- 13.5 Possible collection expenses or stamp duty for payments received by bank transfer or other forms of payment are at the Purchaser charge.
- 13.6 Any discount agreed upon in writing between the Parties, is subject to complete compliance with payment due dates. Failure to pay within the agreed due dates shall result in forfeiture of the discount and the Purchaser who unduly withheld it shall be obligated to reimburse it immediately.
- 13.7 Any complaint from the Purchaser including for late delivery of incomplete supply, shall not give the Purchaser the right to suspend or delay payment of the supply.
- 13.8 The Purchaser cannot claim any non-fulfilment of Gewiss', nor claim the warranty as per article 10 above, if not up to date with payments.
- 13.9 The Parties undertake to act in compliance with the obligations set out in art. 3 of Law 136/2010 to ensure the traceability of financial movements relating to public services and supplies, with the clarification that the violation of these provisions determines the legal termination of the Contract.

14. INTELLECTUAL PROPERTY

- 14.1 Gewiss shall remain the sole owner of the patents, drawings, designs and anything else used to create the Products, which, therefore, the Purchaser agrees not to give to third parties, reproduce or use, without prior authorization of Gewiss. If the creation of the Products is performed by Gewiss based on specific request and technical documentation of the Purchaser, Gewiss shall not be held liable for the violation of industrial property rights by third parties, which shall be the sole responsibility of the Purchaser, who agrees to guarantee and indemnify and hold Gewiss harmless from any claims made against it.
- 14.2 The Purchaser agrees to use Gewiss trademarks solely for the purposes of identifying, advertising and selling the

Products, refraining from registering them or having them registered without prior written approval from Gewiss.

- 14.3 The Purchaser is prevented from registering "gewiss" as domain name as well as any domain which contains words which look like or recall Gewiss.
- 14.4 Possible links to Gewiss' website and the publication on the Purchaser's website of contents which refer to Gewiss shall be authorized in writing by the latter beforehand.

15. CONFIDENTIALITY OBLIGATION

- 15.1 The sales commercial conditions, particularly regarding the budget, incentive and discount conditions, as well as all other documentation or information classified by Gewiss as confidential, have a strictly confidential nature, therefore, the Purchaser agrees not to divulge them or communicate them to third parties, nor to use them for purposes other than the finalising and performance of the Contract, for the period of 5 (five) years after performance of the Order.
- 15.2 Gewiss reserves the right to pursue, including legally, any violations of the aforesaid confidentiality obligation.

16. PRIVACY

- 16.1 Gewiss agrees to collect and process the personal data it may learn of in relation to the execution of the Contract in compliance with the Italian Legislative Decree 196/2003 and subsequent amendments (Legislative Decree 101/2018 for the adaptation of the Italian legislation to EU Reg. no. 679/2016, so called GDPR), with the purposes therein permitted and to fulfil all legal requirements including of a tax or accounting nature. The information is available on the website www.gewiss.com.

17. GEWISS CODE OF ETHICS AND ORGANIZATION, MANAGEMENT AND CONTROL MODEL - ANTI-CORRUPTION POLICY

- 17.1 The commercial relations governed by the General Conditions are based on the principles of legality, transparency, correctness and fairness, in accordance with the contents of the Code of Ethics, the Organisation Management and Control Framework adopted by Gewiss and with the principles of the Anti-Corruption Policy available on the website www.gewiss.com. Any notifications about the violation of the aforesaid Framework may be sent using the "notification procedure" available on the website, to the e-mail address ia-odv@gewiss.com.
- 17.2 If, behaviours are adopted which do not comply with the aforesaid principles, Gewiss shall be entitled to take opportune measures, including cancellation of the Orders and request compensation for damages.

18. APPLICABLE LAW, COURT AND LANGUAGE

- 18.1 All the Contracts finalised by Gewiss, regardless of the Purchaser's nationality and/or place of destination of the Products, are governed by Italian laws.
- 18.2 Application of the Vienna Convention on contracts for the international sale of goods of 11 April 1980 remains expressly excluded, as well as other statutory Conventions concerning international sales and governing conflicts between laws.
- 18.3 Any dispute arising between the Parties shall be submitted to the Italian court and solely to the Court of Gewiss' registered office, without prejudice to Gewiss' right to act at the Purchaser's address.
- 18.4 If these General Conditions are drafted in more than one language, in case of conflicts, the text in Italian shall be decisive.

LED warranty



WARRANTY CONDITIONS FOR GEWISS PRODUCTS WITH LED TECHNOLOGY

1.
This warranty is applicable to the direct sales agreements between any Gewiss Group company (hereinafter "Gewiss") and the purchasers (hereinafter "Purchasers" or, individually, the "Purchaser") of Gewiss lighting products with LED technology (hereinafter "Products" or, individually, the "Product"), being understood that the Products are bought in new conditions, in their original package and complete of their handling instructions.

2.
These warranty conditions operate in derogation from Gewiss general sales conditions and are additional to the warranty rights provided by the law in favour of the Purchaser or contractually agreed in writing between Gewiss and the Purchaser himself.

3.
This warranty covers the Product defects, which can be demonstrated to be determined by raw material defects, or by constructive or manufacturing defects, for the period indicated in the table below, starting from the date of purchase of the Product, being understood that the number of operating hours cannot exceed 4,200 hours per year.

Product	Warranty period
Street lighting ranges: Street, Urban and Road	5 years
Floodlights range: Smart[Pro], Stadium[Pro] and Spatium[Pro]	5 years
Smart[4] range	5 years
Smart[3] range: Smart[3]e, Smart[3] and Smart[3]Plus	5 years
Esalite range	5 years
Elia range	5 years
All other LED products	2 years

Phase out products	Warranty period
Smart[3] Compact and Super lines	3 years
Astrid range, except Astrid 75 LED	5 years
Astrid 75 LED	2 years
Bolla LED	2 years

4.
Products shall not be considered defective when one of the conditions indicated below occurs:

- less than 20% malfunction LEDs in each Product,
- a variation of the light flux not exceeding a value of 0.4%/1,000 of operating hours;
- a failure rate of the driver not exceeding a value of 0.2% per 1,000 of operating hours at an average working temperature not exceeding 35° C; this value shall be increased of a further 0.1% per 1,000 operating hours per each 10° C of average temperature, exceeding 35° C; In any case, the

Products shall never work at a temperature exceeding the declared rated maximum ambient temperature (ta);

- Product components subject to wear and tear (such as batteries) and parties subject to a natural aesthetic decay, which does not affect the functionality or the safety of use of the Product.

5.
Gewiss, if the Product falls within the scope of this warranty, shall choose - at its sole discretion - whether to refund the Purchaser of the purchase price of the Product, or to repair the Product, or replace it with a Product of equivalent price and equivalent performances.

6.
Gewiss, when it chooses to repair the Product, may use new or reconditioned parts, guaranteeing in this case that the substitutive components are equivalent to the substituted ones in terms of performance and reliability. Whatever it is the solution chosen by Gewiss, none of these options involves the change or extension of the original warranty term of validity, i.e. starting from the purchase date of the Product.

7.
The Purchaser, subject to forfeiture of the warranty, shall notify the existence of defects to Gewiss e-mail gestioneresi@gewiss.com no later than thirty days from the discovery of the defect, providing at the same time: (i) a document proving the purchase date (for example: purchase invoice) and (ii) the data indicated on the label of the defected Product, including the production lot. Upon receipt of the notification and of the documents indicated above, Gewiss can ask the Purchaser to promptly return the Product directly to Gewiss, or to a sales point authorized by the same.

8.
In any case, the warranty does not apply when the defectiveness of the Product is determined by:

- fire, Acts of God, vandalism, negligence, installation not properly set up or installation carried out by people not adequately qualified, use not allowed or use different than the purpose for which the Product was intended;
- improper installation and/or non-conform installation to the requirements of the standard IEC 60364 or if existing and more severe according to the national wiring and installation rules and standards, wrong supply voltage and wrong wiring of the products, including for instance: improper protection against the overcurrent, use of improper conductors (type and cross sectional area), improper protection against inrush currents, improper protection against impulsive overvoltage, improper protection against temporary overvoltage, improper protection against electrical shocks, the use of not adequate fixing means or fixing supports/surface;
- unless otherwise declared by Gewiss on either the Products or the

- instruction sheets or the packaging or the catalogues, installation outside the following limits (being understood that any additional protection of the Product shall be implemented by the Purchaser at his own expenses):
- (1) maximum temperature in open air as declared for the Product;
 - (2) minimum temperature in open air as declared for the Product;
 - (3) rapid change of temperature not exceeding 5 K per hour;
 - (4) humidity as for IEC 60598;
 - (5) adequate additional protection of the Product against, ice, frost, hail and condensation;
 - (6) pressure not exceeding the atmospheric pressure;
 - (7) adequate additional protection of the Product against piston air effect (e.g. movements of train and similar vehicles);
 - (8) adequate additional protection of the Product against exposition of thermic irradiation by external sources;
 - (9) altitude $\leq 2,000$ m;
 - (10) indoor/outdoor application as declared for the Product;
 - (11) adequate additional protection of the Product against wind, with the exception of the Products compliant with the standard IEC 60598-2-3 and IEC 60598-2-5 and in any case within the limits defined by those standards;
 - (12) adequate additional protection of the Product against direct free air movement from fans;
 - (13) presence of dust and sand not exceeding the limits defined by first digit of the degree of protection IP declared for the Product;
 - (14) presence of water not exceeding the limits defined by second digit of the degree of protection IP declared for the Product;
 - (15) presence of salt mist only for Products declared for outdoor application and within the limit defined by the clause 11 of this warranty;
 - (16) adequate additional protection of the Product in case of possible contact with oils and other chemical in liquid form, unless otherwise declared for the Product;
 - (17) adequate additional protection of the Product in case of contact with vapour containing chemicals in gas form, unless otherwise declared for the Product;
 - (18) adequate additional protection of the Product in case of exposure to water and vapour containing chloride (e.g. swimming pool);
 - (19) generic mechanical shocks not exceeding the limits defined by the degree of protection IK declared for the Product;
 - (20) mechanical shocks due to balls only if the Product is declared to be in conformity with the standard DIN 18032-3;
 - (21) fixed installations and applications where the level of the vibration are negligible;
 - (22) only fixed installations in case of acceleration;
 - (23) adequate additional protection of the Product in case of flora, moulds and fauna that can damage the Product;
 - (24) adequate additional protection of the Product against direct sun irradiation;
 - (25) electrostatic discharges as for the IEC 61547;
 - (26) radio-frequency electromagnetic fields as for the IEC 61547;
 - (27) power frequency magnetic fields as for the IEC 61547;
 - (28) fast transients as for the IEC 61547;
 - (29) injected currents (radio-frequency common mode) as for the IEC 61547;
 - (30) surges as for the IEC 61547;
 - (31) voltage dips and short interruptions as for the IEC 61547;
 - (32) storage conditions between the maximum and the minimum working temperature declared for the Product;
 - (33) transport conditions as declared for the Product;
- d) improper or inadequate maintenance, if allowed or prescribed by Gewiss, or maintenance performed by a person not adequately qualified;
- e) Product components subject to wear and tear (such as batteries) and parties subject to a natural aesthetic decay, which does not affect the

functionality or the safety of use of the Product;

- f) Product modification or repair performed by the Purchaser or by its delegate, without the express written consent by Gewiss.

With reference to the situations mentioned above, the Purchaser, upon Gewiss request, shall provide appropriate and complete proof about the proper use, the proper installation and maintenance of the Product, such as about the environmental and the installation context of the same.

9.

The warranty does not cover the costs incurred for the elimination of the defects, including - by way of indication only - the costs of disassembly and assembly, transportation or shipping costs of the defective or repaired Product, the rental costs of any lifting device.

10.

Except to the binding extent required by Law and with the exclusion of wilful misconduct and gross negligence, in no event Gewiss shall be liable for damages resulting from any breach, as well as from any direct or indirect damages caused by faults or defects of the Products, or by their malfunction such as by repairs or replacements, among which, by way of example, loss of profits, lack of savings, loss of reputation, loss of goodwill, block of plants in which the Products are destined to work. In any case, Gewiss liability shall not exceed the purchase price of the defective Product.

11.

The warranty is valid if the Products are used in application classes C1-C5 according to the standard ISO 9223. In other cases, please ask to Gewiss sales organization for a customized solution. In case of Products installed within 5 km from the sea side, the corrosion of the Products is covered by warranty only in the event that Customer has purchased Products with Marine Salt Painting which is offered as an option to Customer.

12.

Gewiss reserves the right to modify these warranty conditions at any time, by publishing the new terms on its website www.gewiss.com and on its catalogues.

13.

This warranty is valid from **1st September 2021**.

GEWISS S.p.A.

Registered Office: Via Domenico Bosatelli 1
24069 Cenate sotto (BG), Italy

T +39 035 946 111

E gewiss@gewiss.com

www.gewiss.com

Single shareholder company - Bergamo Business Register/VAT/Tax Code (IT) 00385040167
Economic and Administrative Index 107496 - Share Capital 60,000,000.00 EUR fully paid up

