


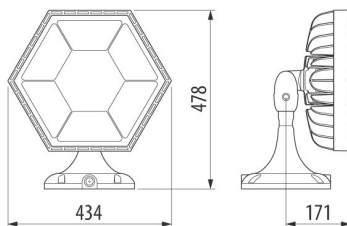
On request



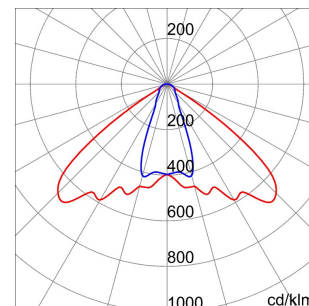
Industrial LED lighting fixture made of die-cast EN AB 46100 aluminium with polyester powder coating. Correct illumination is provided by an optical system composed of different versions of lenses and sealed by an extra-clear tempered glass of 4mm. Silicone gaskets, Goretex breathing and anti-condensation device, waterproof connector for 1.5 mm² cables and stainless steel external screws. Integrated suspension fixing system thanks to a ring made directly in the die-cast aluminium. The die-cast aluminium structure guarantees optimal performance conditions both at Ta25° and Ta50° thanks to specific thermal sizing tests. The correct heat dispersion inside ESALITE is guaranteed by the special passive heat sink with a very low copper content that offers high qualitative and quantitative performances.

GENERAL INFORMATION		OPTIC AND ILLUMINATING FEATURES	
Context	Lighting for parks and green areas	Optiek	Elliptisch
Luminaire	LED luminaire with mid and high lumen power	Unified Glare Rating	UGR ≤ 28
Toepassing	Binnenshuis / buitenshuis	Lumen-vermogen (lm)	13600
Unique digital code (Datamatrix)	Datamatrix	Efficacy (lm/W)	109
Kleur	Grey RAL 9006	Kleur temperatuur	5700 K
Type lichtbron	LED	Colour Rendering Index	CRI>80
System vermogen	125 W	Standard Deviation Colour Matching	SDCM = 3
LED Lifetime	L90B10 (Tq 25°) 100000 h; L90B10 (Tq 50°) 55000 h	Photobiological Risk Class	-
Gewicht (kg)	8.5	Standaard	EN60598-1; EN60598-2-5; IEC 62778; IEC62471
Garantie	5 jaar	ELETRICAL AND LIGHTING FEATURES	
Opslagtemperatuur	-25°C ÷ +70°C / HR 10% ÷ 85%	Voedings-spanning	220-240 V
Operating temperature	-25°C ÷ +50°C	Nominale frequentie (Hz)	50/60 Hz
MATERIALS		Driver	Included
Body	Gietaluminium	Driver failure rate	F10 = 100.000h Tq25°C/50.000h Tq50°C
Type plaat	Flat tempered glass 4mm	Overvoltage protection	DM 6KV / CM 8KV
Optic	PMMA lens	Control System	DALI
Gasket	CNC deposited sealant	INSTALLATION AND MAINTENANCE	
Locking Hook	-	Mounting and installation	Wall/ground
External screw	Stainless steel	Tilt	With graduated support
Colour	Polyester powder coated	Wiring	With watertight connector
STANDARDS AND APPROVALS		Bevestiging	-
Classificering	-	Light source replaceability	Non-replaceable
Toestel met verlaagde oppervlaktetemperatuur	-	Controlgear replaceability	By professional
DIN 18032-3-certificering	Nee	Driver Box	Ingebouwd
IPEA	-	Maximum surface exposed to the wind	0,14 m ²
Isolatie-klasse	I		-
IP-graad	IP66		-
Stootbestendigheid	IK08		-
Glow Wire Test	-		-

DIMENSIONAL



PHOTOMETRIC DISTRIBUTION



On request

TECHNICAL SYMBOLOGY



0,14 m²



IP
IP66

IK
IK08

GWT
-

STANDARDS/APPROVALS

