

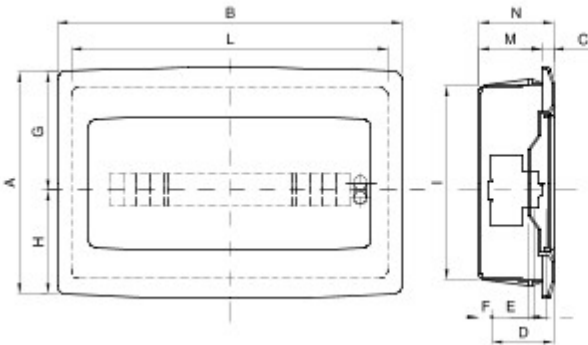


The range of IP40 protected flush mounting enclosures offers sizes from 2 to 72 modules, available with a smoked transparent door (particularly suitable for the commercial and industrial sector) or a blank door (ideal for domestic application). They can be equipped with bipolar and unipolar terminal blocks, 80 A and 125 A, with screw wiring; they allow to create simple and neat wiring reducing the set-up time of the enclosure.

Isolatie-klasse	II (conform de norm IEC 61140)		Kleur	Wit RAL 9016
Buitenafm. LxHxD (mm)	330x270x85	IP-graad	IP40	
Installatie	Voor bakstenen muur	Vermogen-verspreiding (W)	36	
Stootbestendigheid	IK08	Nominale spanning	400 V	
Deur kleur	Transparant fumé	Aantal modules	12	
Nominale stroom	125 A	Gloeidraadproof	650 °C	
Bedrijfstemperatuur	-15 + +60°C	Type materiaal	Halogeenvrij conform EN 60754-2	
Electrocod	0311	Thermospanning met kogel	70 °C	
Standaard	EN 60670-1 (CEI 23-48) IEC60670-24 CEI 23-49	Isolatie-spanning	750 V	
Max. installeerbare klemmenblokken	1 x 12 modules			

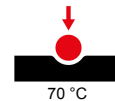
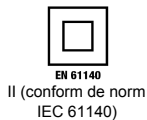


DIMENSIONAL



		A	B	C	N	D	E	F	G	H	I	L	M
8M	GW 40 604	193	240	12	97	75	48	14	105	90	162	200	85
	GW 40 884												
12M	GW 40 605	270	330	16	101	75	48	17	118	122	230	290	85
	GW 40 885												
18M	GW 40 608	310	465	16	101	75	48	17	165	145	260	427	85
	GW 40 888												

TECHNICAL SYMBOLOGY



STANDARDS/APPROVALS

