

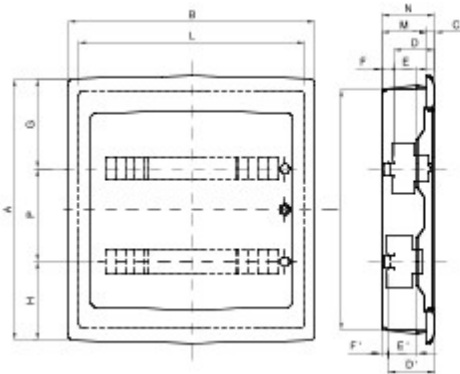


The range of IP40 protected flush mounting enclosures offers sizes from 2 to 72 modules, available with a smoked transparent door (particularly suitable for the commercial and industrial sector) or a blank door (ideal for domestic application). They can be equipped with bipolar and unipolar terminal blocks, 80 A and 125 A, with screw wiring; they allow to create simple and neat wiring reducing the set-up time of the enclosure.

Isolatie-klasse	II (conform de norm IEC 61140)		Kleur	Wit RAL 9016
Buitenafm. LxHxD (mm)	465x680x95	IP-graad	IP40	
Installatie	Voor bakstenen muur	Vermogen-verspreiding (W)	62	
Stootbestendigheid	IK08	Nominale spanning	400 V	
Deur kleur	Blind	Aantal modules	54 (18x3)	
Nominale stroom	125 A	Gloeidraadproof	650 °C	
Bedrijfstemperatuur	-15 ÷ +60°C	Type materiaal	Halogeenvrij conform EN 60754-2	
Electrocod	0311	Thermospanning met kogel	70 °C	
Standaard	EN 60670-1 (CEI 23-48) IEC60670-24 CEI 23-49	Isolatie-spanning	750 V	
Max. installeerbare klemmenblokken	3 x 18 modules			

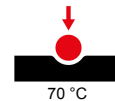
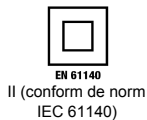


### DIMENSIONAL



		A	B	C	N	D	E	F	G	H	P	D	E	F	I	L	M
24M	GW 40 606	420	330	16	101	75	48	17	148	122	60	-	-	-	380	290	85
	GW 40 886																
36M	GW 40 609	505	465	16	101	75	48	17	175	155	175	-	-	-	465	427	85
	GW 40 889																
54M	GW 40 610	680	465	25	120	75	48	37	175	155	175	101	74	11	630	415	95
	GW 40 890																
72M	GW 40 611	880	465	25	120	75	48	37	175	155	175	101	74	11	805	415	95
	GW 40 891																

### TECHNICAL SYMBOLOGY



### STANDARDS/APPROVALS

