

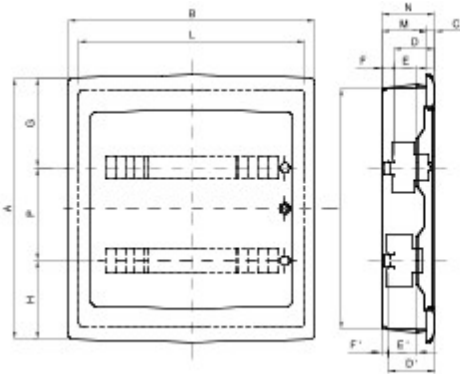


The IP40 protected flush mounting enclosures are available in sizes from 8 to 72M and are equipped with screw multipolar terminal blocks, 80 A IP 20. They are available with a smoked transparent door (particularly suitable for the commercial and industrial sector) or a blank door (ideal for domestic application); the terminal blocks allow to create simple and neat wiring reducing the set-up time of the enclosure.

Isolatie-klasse	II (conform de norm IEC 61140)		Kleur	Wit RAL 9016
Buitenafm. LxHxD (mm)	465x310x85	IP-graad	IP40	
Installatie	Voor bakstenen muur	Vermogen-verspreiding (W)	50	
Stootbestendigheid	IK08	Nominale spanning	400 V	
Deur kleur	Transparant fumé	Klemmenblokken	80 A - IP20 tweepolige gaten met schroeven	
Aantal modules EN 50022	18	Nominale stroom	125 A	
Gloeidraadproef	650 °C	Bedrijfstemperatuur	-15 ÷ +60°C	
Type materiaal	Halogeenvrij conform EN 60754-2	Electrocod	0311	
Thermospanning met kogel	70 °C	Standaard	EN 60670-1 (CEI 23-48) IEC60670-24 CEI 23-49	
Isolatie-spanning	750 V	Pool 1 (mm ²)	N/E (3x16) + (17x10)	
Pool 2 (mm ²)	N/E (3x16) + (17x10)			

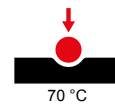
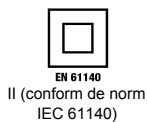


DIMENSIONAL



		A	B	C	N	D	E	F	G	H	P	D'	E'	F'	I	L	M
24M	GW 40 606	420	330	16	101	75	48	17	148	122	60	-	-	-	380	290	85
	GW 40 886																
36M	GW 40 609	505	465	16	101	75	48	17	175	155	175	-	-	-	465	427	85
	GW 40 889																
54M	GW 40 610	680	465	25	120	75	48	37	175	155	175	101	74	11	630	415	95
	GW 40 890																
72M	GW 40 611	880	465	25	120	75	48	37	175	155	175	101	74	11	805	415	95
	GW 40 891																

TECHNICAL SYMBOLOGY



STANDARDS/APPROVALS



